



Full wwPDB EM Validation Report ⓘ

Apr 5, 2026 – 10:26 PM UTC

PDB ID : 9R68 / pdb_00009r68
EMDB ID : EMD-53606
Title : CPS secretion pathway Wza-Wzc_C1 (Conf 2)
Authors : Yuan, B.; Heinz, D.W.
Deposited on : 2025-05-11
Resolution : 5.80 Å(reported)

This is a Full wwPDB EM Validation Report for a publicly released PDB entry.

We welcome your comments at validation@mail.wwpdb.org

A user guide is available at

<https://www.wwpdb.org/validation/2017/EMValidationReportHelp>

with specific help available everywhere you see the ⓘ symbol.

The types of validation reports are described at

<http://www.wwpdb.org/validation/2017/FAQs#types>.

The following versions of software and data (see [references ⓘ](#)) were used in the production of this report:

EMDB validation analysis : 0.0.1.dev132
Mogul : 2022.3.0, CSD as543be (2022)
MolProbity : 4-5-2 with Phenix2.0
Buster-report : wwPDB partial adaption of 1.1.7 (2018)
Percentile statistics : 20250101.v01 (using entries in the PDB archive January 1st 2025)
EM percentile statistics : 202505.v01 (Using data in the EMDB archive up until May 2025)
MapQ : 1.9.13
Ideal geometry (proteins) : Engh & Huber (2001)
Ideal geometry (DNA, RNA) : Parkinson et al. (1996)
Validation Pipeline (wwPDB-VP) : 2.49

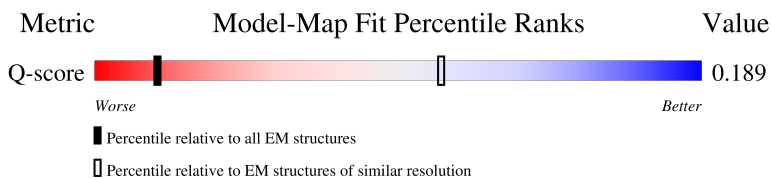
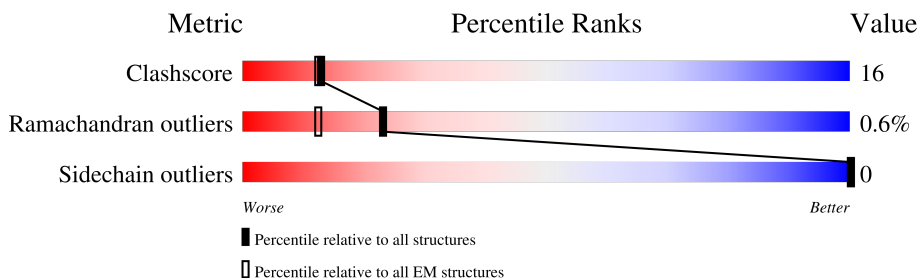
1 Overall quality at a glance

The following experimental techniques were used to determine the structure:

ELECTRON MICROSCOPY

The reported resolution of this entry is 5.80 Å.

Percentile scores (ranging between 0-100) for global validation metrics of the entry are shown in the following graphic. The table shows the number of entries on which the scores are based.















Metric	Whole archive (#Entries)	EM structures (#Entries)	Similar EM resolution (#Entries, resolution range(Å))
Clashscore	229148	23984	-
Ramachandran outliers	224038	23583	-
Sidechain outliers	223484	23102	-
Q-score	-	25397	511 (5.30 - 6.30)

The table below summarises the geometric issues observed across the polymeric chains and their fit to the map. The red, orange, yellow and green segments of the bar indicate the fraction of residues that contain outliers for ≥ 3 , 2, 1 and 0 types of geometric quality criteria respectively. A grey segment represents the fraction of residues that are not modelled. The numeric value for each fraction is indicated below the corresponding segment, with a dot representing fractions $\leq 5\%$. The upper red bar (where present) indicates the fraction of residues that have poor fit to the EM map (all-atom inclusion $< 40\%$). The numeric value is given above the bar.

Mol	Chain	Length	Quality of chain
1	A	394	65% 25% 10%
1	B	394	65% 25% 10%
1	C	394	64% 25% 10%
1	D	394	63% 27% 10%

Continued on next page...

Continued from previous page...

Mol	Chain	Length	Quality of chain
1	E	394	 64%25%10%
1	F	394	 65%25%10%
1	G	394	 64%25%10%
1	H	394	 64%25%10%
2	I	738	 66%25%9%
2	J	738	 67%23%9%
2	K	738	 68%23%9%
2	L	738	 67%24%9%
2	M	738	 67%24%9%
2	N	738	 68%23%9%
2	O	738	 69%22%9%
2	P	738	 67%24%9%

2 Entry composition [i](#)

There are 3 unique types of molecules in this entry. The entry contains 128832 atoms, of which 64760 are hydrogens and 0 are deuteriums.

In the tables below, the AltConf column contains the number of residues with at least one atom in alternate conformation and the Trace column contains the number of residues modelled with at most 2 atoms.

- Molecule 1 is a protein called Putative polysaccharide export protein Wza.

Mol	Chain	Residues	Atoms						AltConf	Trace
1	A	356	Total	C	H	N	O	S	0	0
			5509	1730	2748	482	536	13		
1	B	356	Total	C	H	N	O	S	0	0
			5509	1730	2748	482	536	13		
1	C	356	Total	C	H	N	O	S	0	0
			5509	1730	2748	482	536	13		
1	D	356	Total	C	H	N	O	S	0	0
			5509	1730	2748	482	536	13		
1	E	356	Total	C	H	N	O	S	0	0
			5509	1730	2748	482	536	13		
1	F	356	Total	C	H	N	O	S	0	0
			5509	1730	2748	482	536	13		
1	G	356	Total	C	H	N	O	S	0	0
			5509	1730	2748	482	536	13		
1	H	356	Total	C	H	N	O	S	0	0
			5509	1730	2748	482	536	13		

There are 120 discrepancies between the modelled and reference sequences:

Chain	Residue	Modelled	Actual	Comment	Reference
A	380	GLU	-	expression tag	UNP P0A930
A	381	ASN	-	expression tag	UNP P0A930
A	382	LEU	-	expression tag	UNP P0A930
A	383	TYR	-	expression tag	UNP P0A930
A	384	PHE	-	expression tag	UNP P0A930
A	385	GLN	-	expression tag	UNP P0A930
A	386	SER	-	expression tag	UNP P0A930
A	387	TRP	-	expression tag	UNP P0A930
A	388	SER	-	expression tag	UNP P0A930
A	389	HIS	-	expression tag	UNP P0A930
A	390	PRO	-	expression tag	UNP P0A930
A	391	GLN	-	expression tag	UNP P0A930
A	392	PHE	-	expression tag	UNP P0A930
A	393	GLU	-	expression tag	UNP P0A930

Continued on next page...

Continued from previous page...

Chain	Residue	Modelled	Actual	Comment	Reference
A	394	LYS	-	expression tag	UNP P0A930
B	380	GLU	-	expression tag	UNP P0A930
B	381	ASN	-	expression tag	UNP P0A930
B	382	LEU	-	expression tag	UNP P0A930
B	383	TYR	-	expression tag	UNP P0A930
B	384	PHE	-	expression tag	UNP P0A930
B	385	GLN	-	expression tag	UNP P0A930
B	386	SER	-	expression tag	UNP P0A930
B	387	TRP	-	expression tag	UNP P0A930
B	388	SER	-	expression tag	UNP P0A930
B	389	HIS	-	expression tag	UNP P0A930
B	390	PRO	-	expression tag	UNP P0A930
B	391	GLN	-	expression tag	UNP P0A930
B	392	PHE	-	expression tag	UNP P0A930
B	393	GLU	-	expression tag	UNP P0A930
B	394	LYS	-	expression tag	UNP P0A930
C	380	GLU	-	expression tag	UNP P0A930
C	381	ASN	-	expression tag	UNP P0A930
C	382	LEU	-	expression tag	UNP P0A930
C	383	TYR	-	expression tag	UNP P0A930
C	384	PHE	-	expression tag	UNP P0A930
C	385	GLN	-	expression tag	UNP P0A930
C	386	SER	-	expression tag	UNP P0A930
C	387	TRP	-	expression tag	UNP P0A930
C	388	SER	-	expression tag	UNP P0A930
C	389	HIS	-	expression tag	UNP P0A930
C	390	PRO	-	expression tag	UNP P0A930
C	391	GLN	-	expression tag	UNP P0A930
C	392	PHE	-	expression tag	UNP P0A930
C	393	GLU	-	expression tag	UNP P0A930
C	394	LYS	-	expression tag	UNP P0A930
D	380	GLU	-	expression tag	UNP P0A930
D	381	ASN	-	expression tag	UNP P0A930
D	382	LEU	-	expression tag	UNP P0A930
D	383	TYR	-	expression tag	UNP P0A930
D	384	PHE	-	expression tag	UNP P0A930
D	385	GLN	-	expression tag	UNP P0A930
D	386	SER	-	expression tag	UNP P0A930
D	387	TRP	-	expression tag	UNP P0A930
D	388	SER	-	expression tag	UNP P0A930
D	389	HIS	-	expression tag	UNP P0A930
D	390	PRO	-	expression tag	UNP P0A930

Continued on next page...

Continued from previous page...

Chain	Residue	Modelled	Actual	Comment	Reference
D	391	GLN	-	expression tag	UNP P0A930
D	392	PHE	-	expression tag	UNP P0A930
D	393	GLU	-	expression tag	UNP P0A930
D	394	LYS	-	expression tag	UNP P0A930
E	380	GLU	-	expression tag	UNP P0A930
E	381	ASN	-	expression tag	UNP P0A930
E	382	LEU	-	expression tag	UNP P0A930
E	383	TYR	-	expression tag	UNP P0A930
E	384	PHE	-	expression tag	UNP P0A930
E	385	GLN	-	expression tag	UNP P0A930
E	386	SER	-	expression tag	UNP P0A930
E	387	TRP	-	expression tag	UNP P0A930
E	388	SER	-	expression tag	UNP P0A930
E	389	HIS	-	expression tag	UNP P0A930
E	390	PRO	-	expression tag	UNP P0A930
E	391	GLN	-	expression tag	UNP P0A930
E	392	PHE	-	expression tag	UNP P0A930
E	393	GLU	-	expression tag	UNP P0A930
E	394	LYS	-	expression tag	UNP P0A930
F	380	GLU	-	expression tag	UNP P0A930
F	381	ASN	-	expression tag	UNP P0A930
F	382	LEU	-	expression tag	UNP P0A930
F	383	TYR	-	expression tag	UNP P0A930
F	384	PHE	-	expression tag	UNP P0A930
F	385	GLN	-	expression tag	UNP P0A930
F	386	SER	-	expression tag	UNP P0A930
F	387	TRP	-	expression tag	UNP P0A930
F	388	SER	-	expression tag	UNP P0A930
F	389	HIS	-	expression tag	UNP P0A930
F	390	PRO	-	expression tag	UNP P0A930
F	391	GLN	-	expression tag	UNP P0A930
F	392	PHE	-	expression tag	UNP P0A930
F	393	GLU	-	expression tag	UNP P0A930
F	394	LYS	-	expression tag	UNP P0A930
G	380	GLU	-	expression tag	UNP P0A930
G	381	ASN	-	expression tag	UNP P0A930
G	382	LEU	-	expression tag	UNP P0A930
G	383	TYR	-	expression tag	UNP P0A930
G	384	PHE	-	expression tag	UNP P0A930
G	385	GLN	-	expression tag	UNP P0A930
G	386	SER	-	expression tag	UNP P0A930
G	387	TRP	-	expression tag	UNP P0A930

Continued on next page...

Continued from previous page...

Chain	Residue	Modelled	Actual	Comment	Reference
G	388	SER	-	expression tag	UNP P0A930
G	389	HIS	-	expression tag	UNP P0A930
G	390	PRO	-	expression tag	UNP P0A930
G	391	GLN	-	expression tag	UNP P0A930
G	392	PHE	-	expression tag	UNP P0A930
G	393	GLU	-	expression tag	UNP P0A930
G	394	LYS	-	expression tag	UNP P0A930
H	380	GLU	-	expression tag	UNP P0A930
H	381	ASN	-	expression tag	UNP P0A930
H	382	LEU	-	expression tag	UNP P0A930
H	383	TYR	-	expression tag	UNP P0A930
H	384	PHE	-	expression tag	UNP P0A930
H	385	GLN	-	expression tag	UNP P0A930
H	386	SER	-	expression tag	UNP P0A930
H	387	TRP	-	expression tag	UNP P0A930
H	388	SER	-	expression tag	UNP P0A930
H	389	HIS	-	expression tag	UNP P0A930
H	390	PRO	-	expression tag	UNP P0A930
H	391	GLN	-	expression tag	UNP P0A930
H	392	PHE	-	expression tag	UNP P0A930
H	393	GLU	-	expression tag	UNP P0A930
H	394	LYS	-	expression tag	UNP P0A930

- Molecule 2 is a protein called Tyrosine-protein kinase wzc.

Mol	Chain	Residues	Atoms						AltConf	Trace
2	I	673	Total	C	H	N	O	S	0	0
			10556	3298	5335	898	1005	20		
2	J	673	Total	C	H	N	O	S	0	0
			10556	3298	5335	898	1005	20		
2	K	673	Total	C	H	N	O	S	0	0
			10556	3298	5335	898	1005	20		
2	L	673	Total	C	H	N	O	S	0	0
			10556	3298	5335	898	1005	20		
2	M	673	Total	C	H	N	O	S	0	0
			10556	3298	5335	898	1005	20		
2	N	673	Total	C	H	N	O	S	0	0
			10556	3298	5335	898	1005	20		
2	O	673	Total	C	H	N	O	S	0	0
			10556	3298	5335	898	1005	20		
2	P	673	Total	C	H	N	O	S	0	0
			10556	3298	5335	898	1005	20		

There are 152 discrepancies between the modelled and reference sequences:

Chain	Residue	Modelled	Actual	Comment	Reference
I	540	MET	LYS	engineered mutation	UNP P76387
I	721	SER	-	expression tag	UNP P76387
I	722	SER	-	expression tag	UNP P76387
I	723	GLY	-	expression tag	UNP P76387
I	724	GLU	-	expression tag	UNP P76387
I	725	ASN	-	expression tag	UNP P76387
I	726	LEU	-	expression tag	UNP P76387
I	727	TYR	-	expression tag	UNP P76387
I	728	PHE	-	expression tag	UNP P76387
I	729	GLN	-	expression tag	UNP P76387
I	730	GLY	-	expression tag	UNP P76387
I	731	TRP	-	expression tag	UNP P76387
I	732	SER	-	expression tag	UNP P76387
I	733	HIS	-	expression tag	UNP P76387
I	734	PRO	-	expression tag	UNP P76387
I	735	GLN	-	expression tag	UNP P76387
I	736	PHE	-	expression tag	UNP P76387
I	737	GLU	-	expression tag	UNP P76387
I	738	LYS	-	expression tag	UNP P76387
J	540	MET	LYS	engineered mutation	UNP P76387
J	721	SER	-	expression tag	UNP P76387
J	722	SER	-	expression tag	UNP P76387
J	723	GLY	-	expression tag	UNP P76387
J	724	GLU	-	expression tag	UNP P76387
J	725	ASN	-	expression tag	UNP P76387
J	726	LEU	-	expression tag	UNP P76387
J	727	TYR	-	expression tag	UNP P76387
J	728	PHE	-	expression tag	UNP P76387
J	729	GLN	-	expression tag	UNP P76387
J	730	GLY	-	expression tag	UNP P76387
J	731	TRP	-	expression tag	UNP P76387
J	732	SER	-	expression tag	UNP P76387
J	733	HIS	-	expression tag	UNP P76387
J	734	PRO	-	expression tag	UNP P76387
J	735	GLN	-	expression tag	UNP P76387
J	736	PHE	-	expression tag	UNP P76387
J	737	GLU	-	expression tag	UNP P76387
J	738	LYS	-	expression tag	UNP P76387
K	540	MET	LYS	engineered mutation	UNP P76387
K	721	SER	-	expression tag	UNP P76387
K	722	SER	-	expression tag	UNP P76387
K	723	GLY	-	expression tag	UNP P76387

Continued on next page...

Continued from previous page...

Chain	Residue	Modelled	Actual	Comment	Reference
K	724	GLU	-	expression tag	UNP P76387
K	725	ASN	-	expression tag	UNP P76387
K	726	LEU	-	expression tag	UNP P76387
K	727	TYR	-	expression tag	UNP P76387
K	728	PHE	-	expression tag	UNP P76387
K	729	GLN	-	expression tag	UNP P76387
K	730	GLY	-	expression tag	UNP P76387
K	731	TRP	-	expression tag	UNP P76387
K	732	SER	-	expression tag	UNP P76387
K	733	HIS	-	expression tag	UNP P76387
K	734	PRO	-	expression tag	UNP P76387
K	735	GLN	-	expression tag	UNP P76387
K	736	PHE	-	expression tag	UNP P76387
K	737	GLU	-	expression tag	UNP P76387
K	738	LYS	-	expression tag	UNP P76387
L	540	MET	LYS	engineered mutation	UNP P76387
L	721	SER	-	expression tag	UNP P76387
L	722	SER	-	expression tag	UNP P76387
L	723	GLY	-	expression tag	UNP P76387
L	724	GLU	-	expression tag	UNP P76387
L	725	ASN	-	expression tag	UNP P76387
L	726	LEU	-	expression tag	UNP P76387
L	727	TYR	-	expression tag	UNP P76387
L	728	PHE	-	expression tag	UNP P76387
L	729	GLN	-	expression tag	UNP P76387
L	730	GLY	-	expression tag	UNP P76387
L	731	TRP	-	expression tag	UNP P76387
L	732	SER	-	expression tag	UNP P76387
L	733	HIS	-	expression tag	UNP P76387
L	734	PRO	-	expression tag	UNP P76387
L	735	GLN	-	expression tag	UNP P76387
L	736	PHE	-	expression tag	UNP P76387
L	737	GLU	-	expression tag	UNP P76387
L	738	LYS	-	expression tag	UNP P76387
M	540	MET	LYS	engineered mutation	UNP P76387
M	721	SER	-	expression tag	UNP P76387
M	722	SER	-	expression tag	UNP P76387
M	723	GLY	-	expression tag	UNP P76387
M	724	GLU	-	expression tag	UNP P76387
M	725	ASN	-	expression tag	UNP P76387
M	726	LEU	-	expression tag	UNP P76387
M	727	TYR	-	expression tag	UNP P76387

Continued on next page...

Continued from previous page...

Chain	Residue	Modelled	Actual	Comment	Reference
M	728	PHE	-	expression tag	UNP P76387
M	729	GLN	-	expression tag	UNP P76387
M	730	GLY	-	expression tag	UNP P76387
M	731	TRP	-	expression tag	UNP P76387
M	732	SER	-	expression tag	UNP P76387
M	733	HIS	-	expression tag	UNP P76387
M	734	PRO	-	expression tag	UNP P76387
M	735	GLN	-	expression tag	UNP P76387
M	736	PHE	-	expression tag	UNP P76387
M	737	GLU	-	expression tag	UNP P76387
M	738	LYS	-	expression tag	UNP P76387
N	540	MET	LYS	engineered mutation	UNP P76387
N	721	SER	-	expression tag	UNP P76387
N	722	SER	-	expression tag	UNP P76387
N	723	GLY	-	expression tag	UNP P76387
N	724	GLU	-	expression tag	UNP P76387
N	725	ASN	-	expression tag	UNP P76387
N	726	LEU	-	expression tag	UNP P76387
N	727	TYR	-	expression tag	UNP P76387
N	728	PHE	-	expression tag	UNP P76387
N	729	GLN	-	expression tag	UNP P76387
N	730	GLY	-	expression tag	UNP P76387
N	731	TRP	-	expression tag	UNP P76387
N	732	SER	-	expression tag	UNP P76387
N	733	HIS	-	expression tag	UNP P76387
N	734	PRO	-	expression tag	UNP P76387
N	735	GLN	-	expression tag	UNP P76387
N	736	PHE	-	expression tag	UNP P76387
N	737	GLU	-	expression tag	UNP P76387
N	738	LYS	-	expression tag	UNP P76387
O	540	MET	LYS	engineered mutation	UNP P76387
O	721	SER	-	expression tag	UNP P76387
O	722	SER	-	expression tag	UNP P76387
O	723	GLY	-	expression tag	UNP P76387
O	724	GLU	-	expression tag	UNP P76387
O	725	ASN	-	expression tag	UNP P76387
O	726	LEU	-	expression tag	UNP P76387
O	727	TYR	-	expression tag	UNP P76387
O	728	PHE	-	expression tag	UNP P76387
O	729	GLN	-	expression tag	UNP P76387
O	730	GLY	-	expression tag	UNP P76387
O	731	TRP	-	expression tag	UNP P76387

Continued on next page...

Continued from previous page...

Chain	Residue	Modelled	Actual	Comment	Reference
O	732	SER	-	expression tag	UNP P76387
O	733	HIS	-	expression tag	UNP P76387
O	734	PRO	-	expression tag	UNP P76387
O	735	GLN	-	expression tag	UNP P76387
O	736	PHE	-	expression tag	UNP P76387
O	737	GLU	-	expression tag	UNP P76387
O	738	LYS	-	expression tag	UNP P76387
P	540	MET	LYS	engineered mutation	UNP P76387
P	721	SER	-	expression tag	UNP P76387
P	722	SER	-	expression tag	UNP P76387
P	723	GLY	-	expression tag	UNP P76387
P	724	GLU	-	expression tag	UNP P76387
P	725	ASN	-	expression tag	UNP P76387
P	726	LEU	-	expression tag	UNP P76387
P	727	TYR	-	expression tag	UNP P76387
P	728	PHE	-	expression tag	UNP P76387
P	729	GLN	-	expression tag	UNP P76387
P	730	GLY	-	expression tag	UNP P76387
P	731	TRP	-	expression tag	UNP P76387
P	732	SER	-	expression tag	UNP P76387
P	733	HIS	-	expression tag	UNP P76387
P	734	PRO	-	expression tag	UNP P76387
P	735	GLN	-	expression tag	UNP P76387
P	736	PHE	-	expression tag	UNP P76387
P	737	GLU	-	expression tag	UNP P76387
P	738	LYS	-	expression tag	UNP P76387

- Molecule 3 is ADENOSINE-5'-DIPHOSPHATE (CCD ID: ADP) (formula: C₁₀H₁₅N₅O₁₀P₂) (labeled as "Ligand of Interest" by depositor).

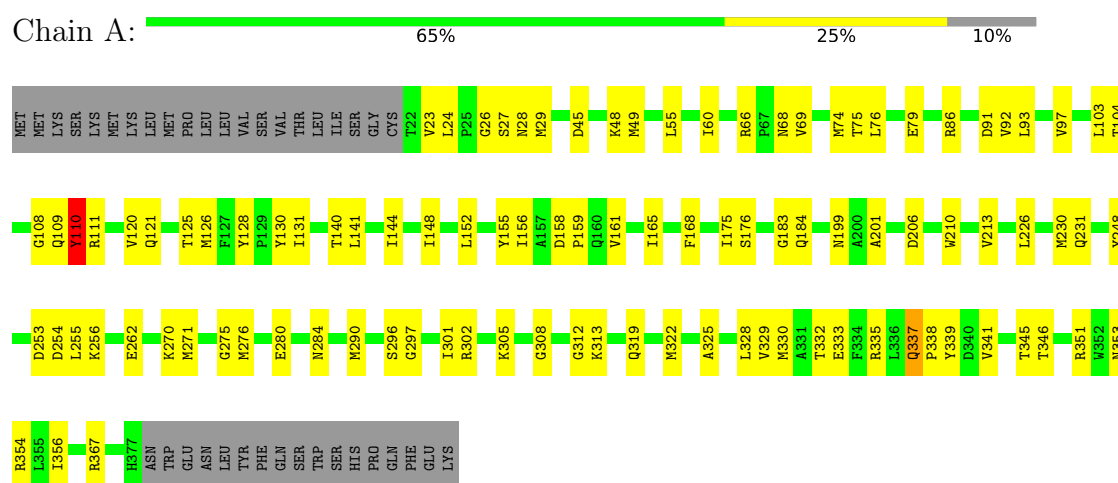


Mol	Chain	Residues	Atoms						AltConf
3	I	1	Total	C	H	N	O	P	0
			39	10	12	5	10	2	
3	J	1	Total	C	H	N	O	P	0
			39	10	12	5	10	2	
3	K	1	Total	C	H	N	O	P	0
			39	10	12	5	10	2	
3	L	1	Total	C	H	N	O	P	0
			39	10	12	5	10	2	
3	M	1	Total	C	H	N	O	P	0
			39	10	12	5	10	2	
3	N	1	Total	C	H	N	O	P	0
			39	10	12	5	10	2	
3	O	1	Total	C	H	N	O	P	0
			39	10	12	5	10	2	
3	P	1	Total	C	H	N	O	P	0
			39	10	12	5	10	2	

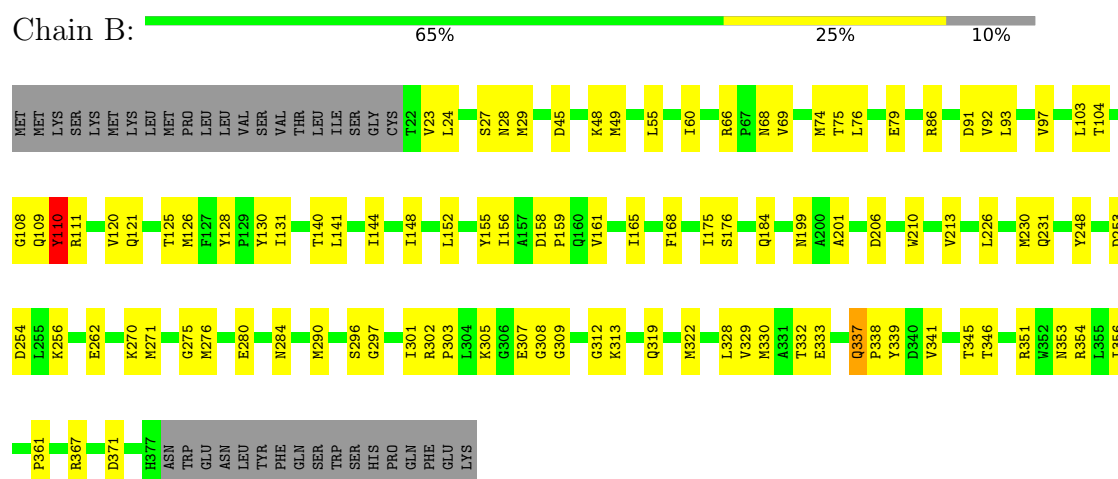
3 Residue-property plots

These plots are drawn for all protein, RNA, DNA and oligosaccharide chains in the entry. The first graphic for a chain summarises the proportions of the various outlier classes displayed in the second graphic. The second graphic shows the sequence view annotated by issues in geometry and atom inclusion in map density. Residues are color-coded according to the number of geometric quality criteria for which they contain at least one outlier: green = 0, yellow = 1, orange = 2 and red = 3 or more. A red diamond above a residue indicates a poor fit to the EM map for this residue (all-atom inclusion < 40%). Stretches of 2 or more consecutive residues without any outlier are shown as a green connector. Residues present in the sample, but not in the model, are shown in grey.

- Molecule 1: Putative polysaccharide export protein Wza

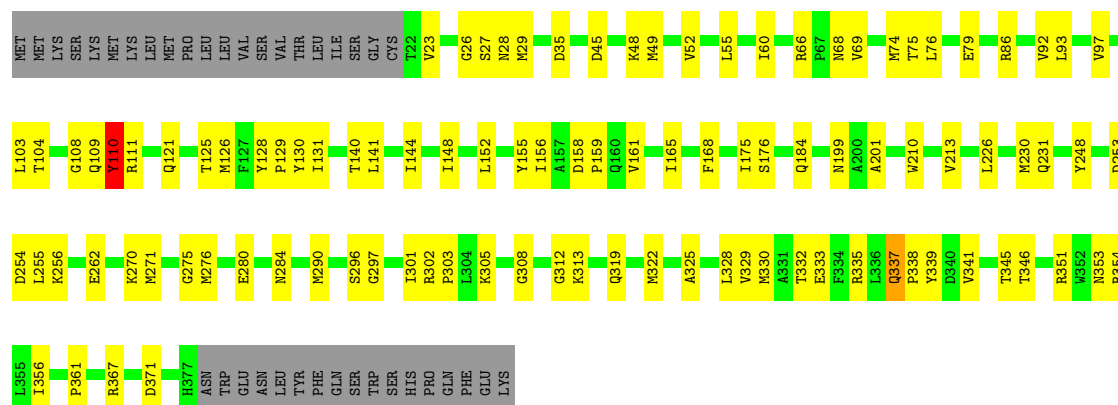


- Molecule 1: Putative polysaccharide export protein Wza



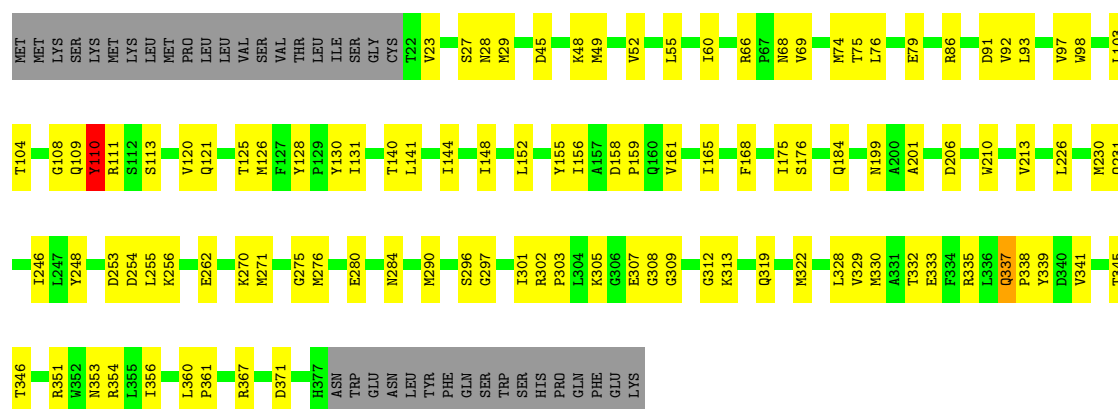
- Molecule 1: Putative polysaccharide export protein Wza





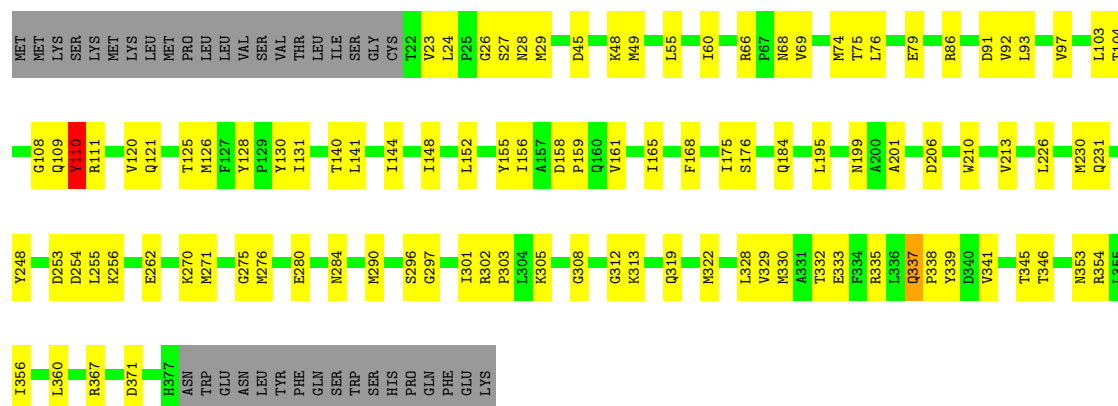
- Molecule 1: Putative polysaccharide export protein Wza

Chain D: 63% 27% 10%



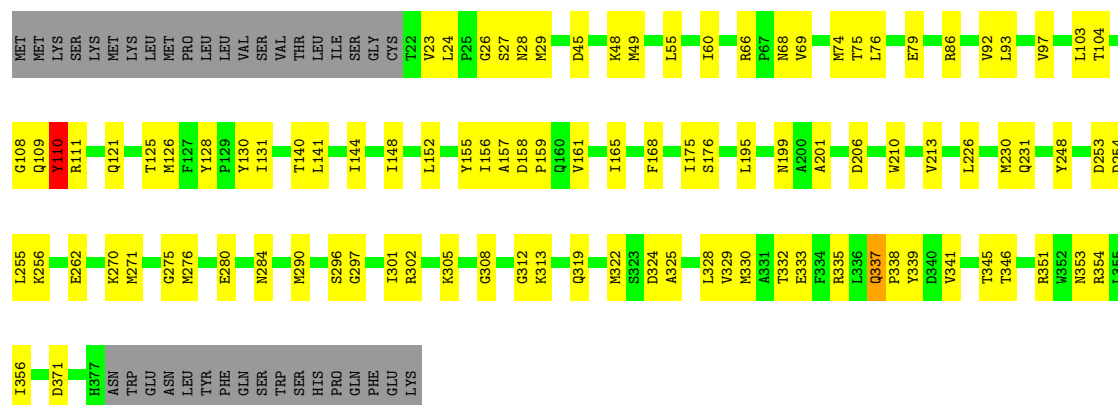
- Molecule 1: Putative polysaccharide export protein Wza

Chain E: 64% 25% 10%

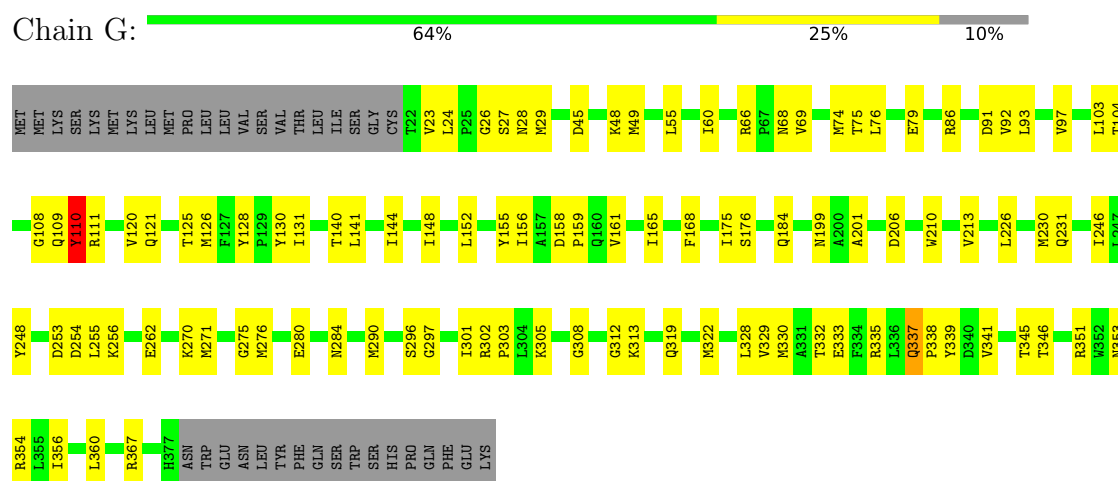


- Molecule 1: Putative polysaccharide export protein Wza

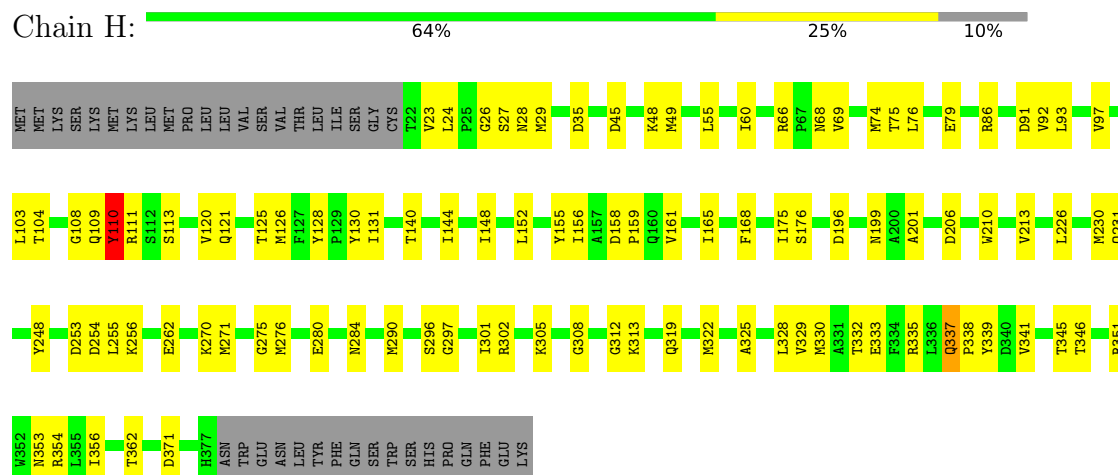
Chain F: 65% 25% 10%



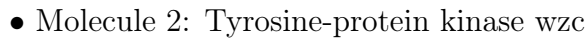
- Molecule 1: Putative polysaccharide export protein Wza

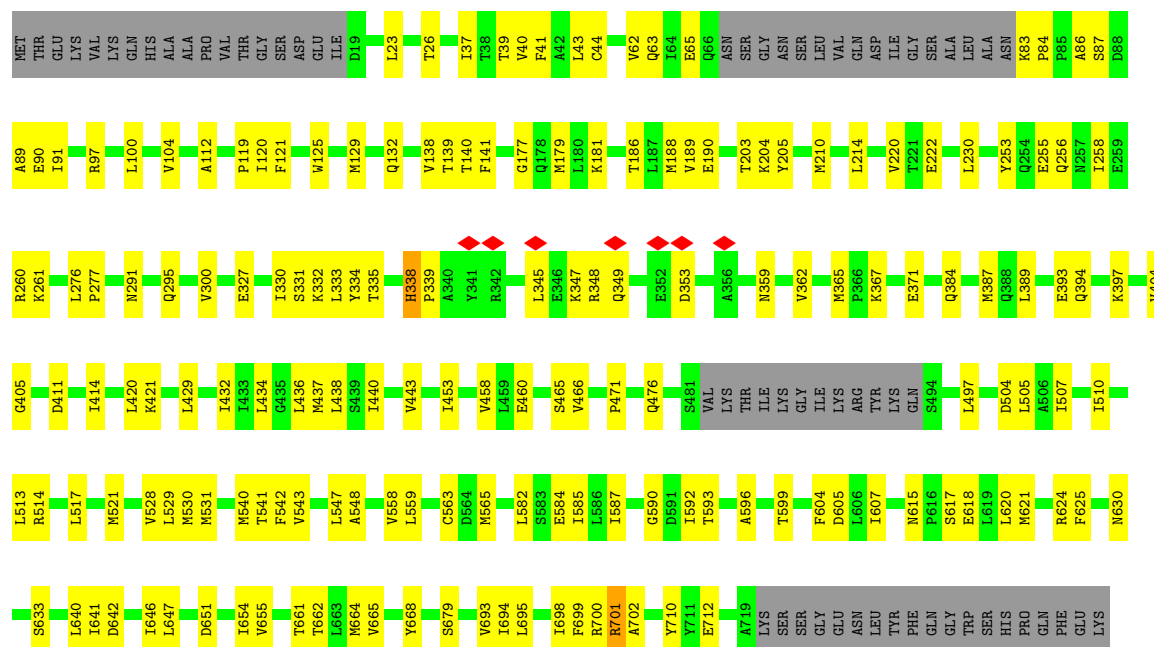


- Molecule 1: Putative polysaccharide export protein Wza

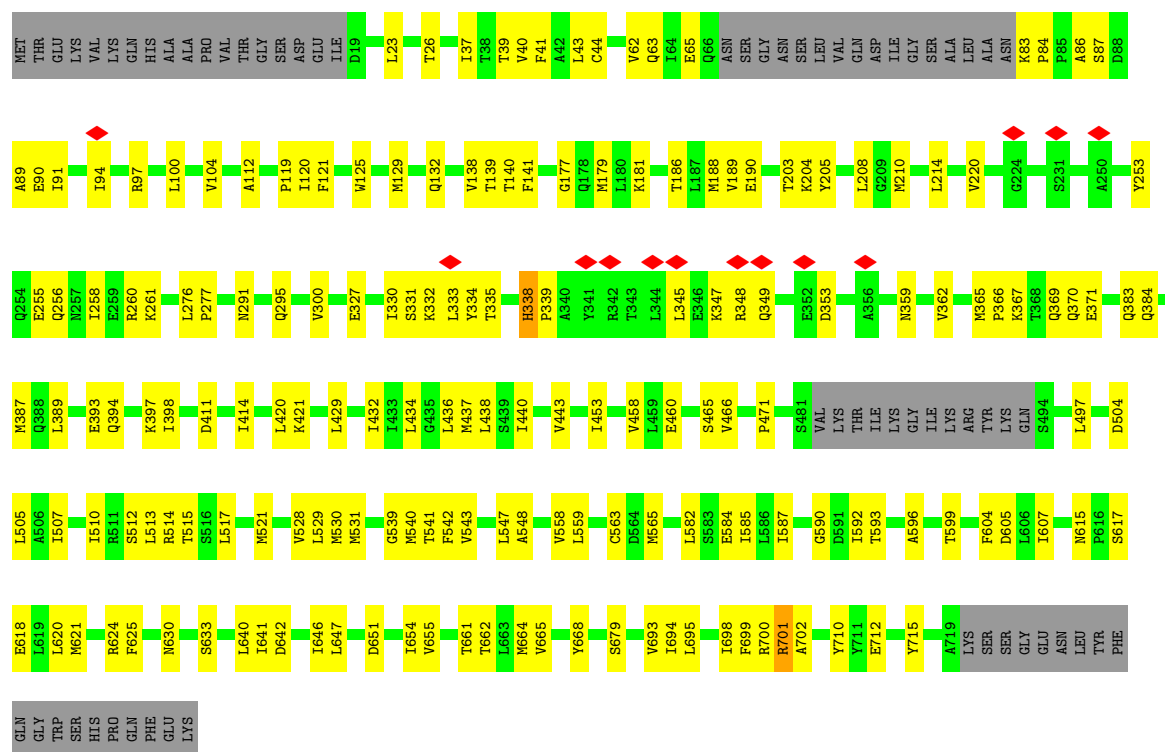


- Molecule 2: Tyrosine-protein kinase wzc






• Molecule 2: Tyrosine-protein kinase wzc

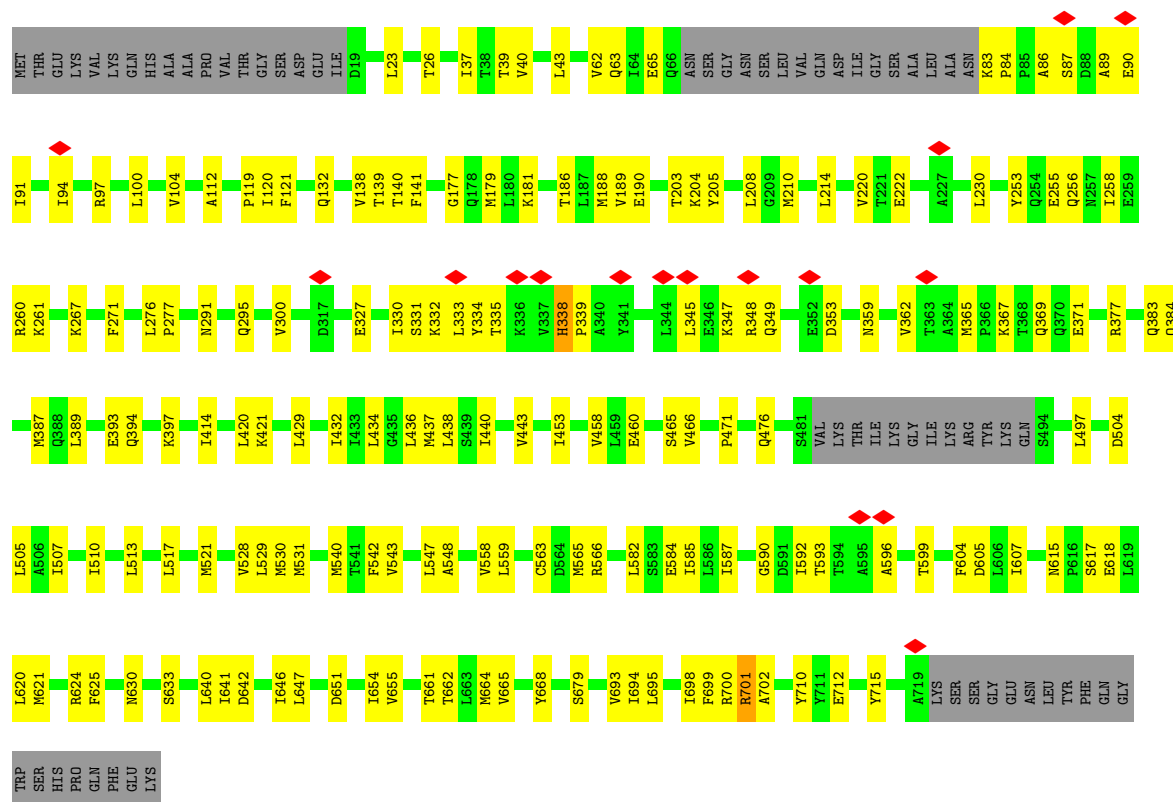


• Molecule 2: Tyrosine-protein kinase wzc

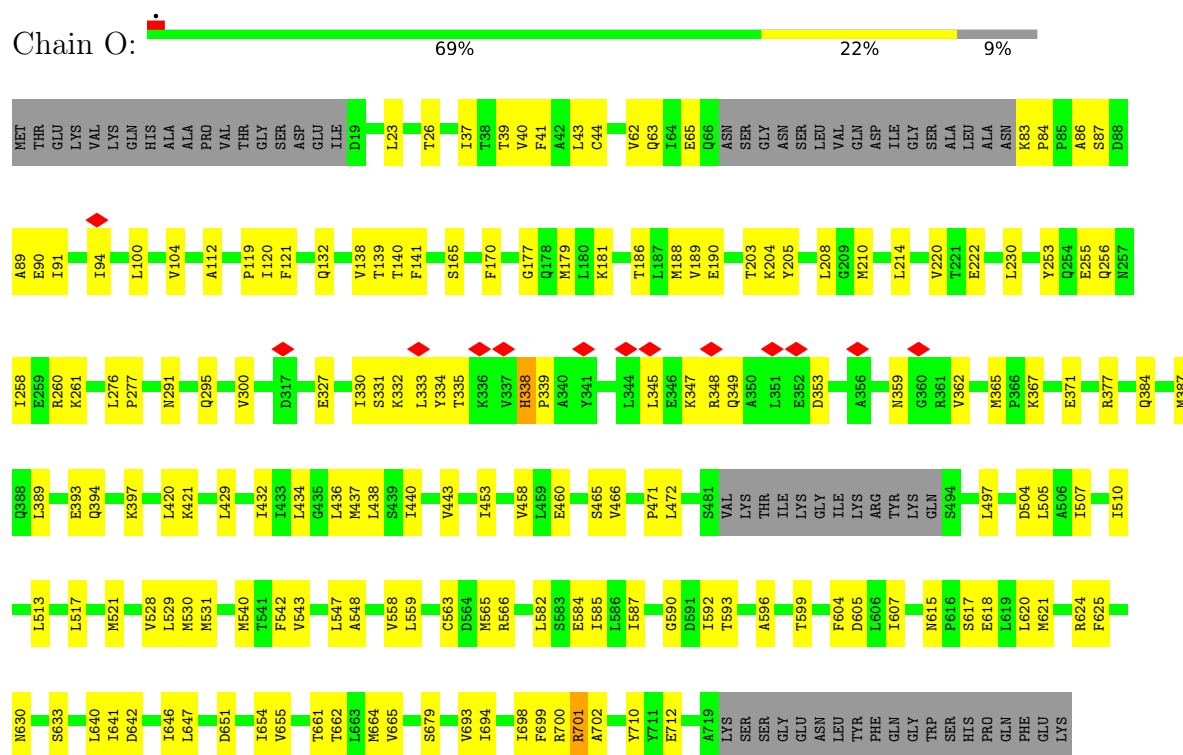




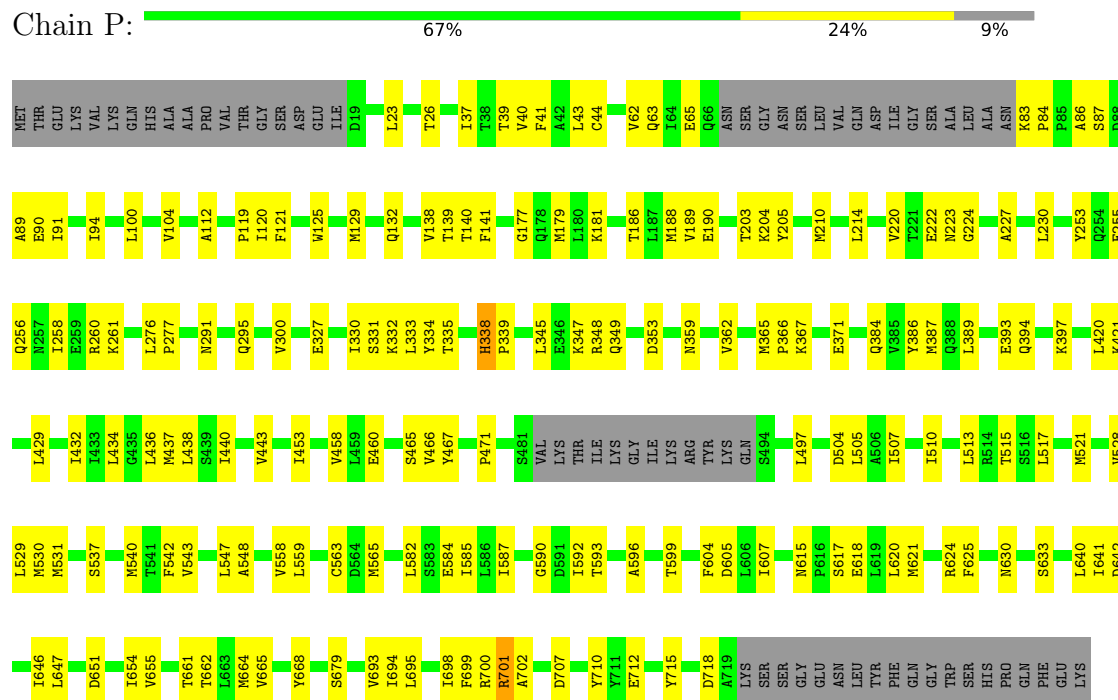
• Molecule 2: Tyrosine-protein kinase wzc



- Molecule 2: Tyrosine-protein kinase wzc



- Molecule 2: Tyrosine-protein kinase wzc



4 Experimental information

Property	Value	Source
EM reconstruction method	SINGLE PARTICLE	Depositor
Imposed symmetry	POINT, Not provided	
Number of particles used	26950	Depositor
Resolution determination method	FSC 0.143 CUT-OFF	Depositor
CTF correction method	PHASE FLIPPING AND AMPLITUDE CORRECTION	Depositor
Microscope	TFS GLACIOS	Depositor
Voltage (kV)	200	Depositor
Electron dose ($e^-/\text{\AA}^2$)	40	Depositor
Minimum defocus (nm)	800	Depositor
Maximum defocus (nm)	2000	Depositor
Magnification	Not provided	
Image detector	FEI FALCON IV (4k x 4k)	Depositor
Maximum map value	0.367	Depositor
Minimum map value	-0.148	Depositor
Average map value	0.000	Depositor
Map value standard deviation	0.012	Depositor
Recommended contour level	0.03	Depositor
Map size (Å)	546.0, 546.0, 546.0	wwPDB
Map dimensions	600, 600, 600	wwPDB
Map angles (°)	90.0, 90.0, 90.0	wwPDB
Pixel spacing (Å)	0.91, 0.91, 0.91	Depositor

5 Model quality

5.1 Standard geometry

Bond lengths and bond angles in the following residue types are not validated in this section: ADP

The Z score for a bond length (or angle) is the number of standard deviations the observed value is removed from the expected value. A bond length (or angle) with $|Z| > 5$ is considered an outlier worth inspection. RMSZ is the root-mean-square of all Z scores of the bond lengths (or angles).

Mol	Chain	Bond lengths		Bond angles	
		RMSZ	$\# Z > 5$	RMSZ	$\# Z > 5$
1	A	0.25	0/2812	0.50	2/3828 (0.1%)
1	B	0.25	0/2812	0.50	2/3828 (0.1%)
1	C	0.25	0/2812	0.50	2/3828 (0.1%)
1	D	0.25	0/2812	0.50	2/3828 (0.1%)
1	E	0.25	0/2812	0.50	2/3828 (0.1%)
1	F	0.25	0/2812	0.50	2/3828 (0.1%)
1	G	0.25	0/2812	0.50	2/3828 (0.1%)
1	H	0.25	0/2812	0.50	2/3828 (0.1%)
2	I	0.19	0/5297	0.43	0/7178
2	J	0.19	0/5297	0.43	0/7178
2	K	0.19	0/5297	0.43	0/7178
2	L	0.19	0/5297	0.43	0/7178
2	M	0.19	0/5297	0.43	0/7178
2	N	0.19	0/5297	0.43	0/7178
2	O	0.19	0/5297	0.43	0/7178
2	P	0.19	0/5297	0.43	0/7178
All	All	0.21	0/64872	0.46	16/88048 (0.0%)

Chiral center outliers are detected by calculating the chiral volume of a chiral center and verifying if the center is modelled as a planar moiety or with the opposite hand. A planarity outlier is detected by checking planarity of atoms in a peptide group, atoms in a mainchain group or atoms of a sidechain that are expected to be planar.

Mol	Chain	#Chirality outliers	#Planarity outliers
1	A	0	1
1	B	0	1
1	C	0	1
1	D	0	1
1	E	0	1
1	F	0	1
1	G	0	1

Continued on next page...

Continued from previous page...

Mol	Chain	#Chirality outliers	#Planarity outliers
1	H	0	1
All	All	0	8

There are no bond length outliers.

All (16) bond angle outliers are listed below:

Mol	Chain	Res	Type	Atoms	Z	Observed(°)	Ideal(°)
1	D	110	TYR	CA-CB-CG	-6.56	102.10	113.90
1	H	110	TYR	CA-CB-CG	-6.55	102.10	113.90
1	A	110	TYR	CA-CB-CG	-6.55	102.11	113.90
1	E	110	TYR	CA-CB-CG	-6.55	102.11	113.90
1	F	110	TYR	CA-CB-CG	-6.55	102.11	113.90
1	C	110	TYR	CA-CB-CG	-6.55	102.12	113.90
1	G	110	TYR	CA-CB-CG	-6.54	102.13	113.90
1	B	110	TYR	CA-CB-CG	-6.53	102.15	113.90
1	G	108	GLY	N-CA-C	-5.75	103.42	112.61
1	A	108	GLY	N-CA-C	-5.74	103.42	112.61
1	F	108	GLY	N-CA-C	-5.74	103.42	112.61
1	D	108	GLY	N-CA-C	-5.74	103.43	112.61
1	H	108	GLY	N-CA-C	-5.74	103.43	112.61
1	E	108	GLY	N-CA-C	-5.74	103.43	112.61
1	B	108	GLY	N-CA-C	-5.72	103.46	112.61
1	C	108	GLY	N-CA-C	-5.72	103.46	112.61

There are no chirality outliers.

All (8) planarity outliers are listed below:

Mol	Chain	Res	Type	Group
1	A	337	GLN	Peptide
1	B	337	GLN	Peptide
1	C	337	GLN	Peptide
1	D	337	GLN	Peptide
1	E	337	GLN	Peptide
1	F	337	GLN	Peptide
1	G	337	GLN	Peptide
1	H	337	GLN	Peptide

5.2 Too-close contacts ⓘ

In the following table, the Non-H and H(model) columns list the number of non-hydrogen atoms and hydrogen atoms in the chain respectively. The H(added) column lists the number of hydrogen atoms added and optimized by MolProbity. The Clashes column lists the number of clashes within the asymmetric unit, whereas Symm-Clashes lists symmetry-related clashes.

Mol	Chain	Non-H	H(model)	H(added)	Clashes	Symm-Clashes
1	A	2761	2748	2748	135	0
1	B	2761	2748	2748	140	0
1	C	2761	2748	2748	134	0
1	D	2761	2748	2748	132	0
1	E	2761	2748	2748	131	0
1	F	2761	2748	2748	137	0
1	G	2761	2748	2748	138	0
1	H	2761	2748	2748	141	0
2	I	5221	5335	5328	174	0
2	J	5221	5335	5328	155	0
2	K	5221	5335	5328	155	0
2	L	5221	5335	5328	185	0
2	M	5221	5335	5328	193	0
2	N	5221	5335	5328	167	0
2	O	5221	5335	5328	145	0
2	P	5221	5335	5328	162	0
3	I	27	12	12	6	0
3	J	27	12	12	1	0
3	K	27	12	12	3	0
3	L	27	12	12	6	0
3	M	27	12	12	6	0
3	N	27	12	12	3	0
3	O	27	12	12	1	0
3	P	27	12	12	2	0
All	All	64072	64760	64704	2122	0

The all-atom clashscore is defined as the number of clashes found per 1000 atoms (including hydrogen atoms). The all-atom clashscore for this structure is 16.

All (2122) close contacts within the same asymmetric unit are listed below, sorted by their clash magnitude.

Atom-1	Atom-2	Interatomic distance (Å)	Clash overlap (Å)
2:K:531:MET:CE	2:K:665:VAL:HG23	1.17	1.63
2:L:531:MET:CE	2:L:665:VAL:HG23	1.17	1.62
2:N:531:MET:CE	2:N:665:VAL:HG23	1.17	1.59

Continued on next page...

Continued from previous page...

Atom-1	Atom-2	Interatomic distance (Å)	Clash overlap (Å)
2:P:531:MET:CE	2:P:665:VAL:HG23	1.17	1.58
2:O:531:MET:CE	2:O:665:VAL:HG23	1.17	1.57
2:N:531:MET:HE2	2:N:665:VAL:CG2	1.34	1.57
2:L:531:MET:HE2	2:L:665:VAL:CG2	1.35	1.57
2:M:531:MET:CE	2:M:665:VAL:HG23	1.17	1.57
2:J:531:MET:CE	2:J:665:VAL:HG23	1.17	1.56
2:I:531:MET:HE2	2:I:665:VAL:CG2	1.35	1.55
2:I:531:MET:CE	2:I:665:VAL:HG23	1.17	1.54
2:J:531:MET:HE2	2:J:665:VAL:CG2	1.34	1.53
2:O:531:MET:HE2	2:O:665:VAL:CG2	1.34	1.52
2:K:531:MET:HE2	2:K:665:VAL:CG2	1.35	1.52
2:P:531:MET:HE2	2:P:665:VAL:CG2	1.35	1.52
2:M:531:MET:HE2	2:M:665:VAL:CG2	1.35	1.52
2:I:531:MET:CE	2:I:665:VAL:CG2	1.97	1.35
2:M:531:MET:CE	2:M:665:VAL:CG2	1.97	1.35
2:L:531:MET:CE	2:L:665:VAL:CG2	1.97	1.35
2:M:393:GLU:OE2	2:M:397:LYS:HE3	1.30	1.31
2:K:393:GLU:OE2	2:K:397:LYS:HE3	1.30	1.31
2:K:531:MET:CE	2:K:665:VAL:CG2	1.96	1.31
2:J:531:MET:CE	2:J:665:VAL:CG2	1.96	1.29
2:I:393:GLU:OE2	2:I:397:LYS:HE3	1.30	1.29
2:J:393:GLU:OE2	2:J:397:LYS:HE3	1.30	1.27
2:I:393:GLU:OE2	2:I:397:LYS:CE	1.83	1.27
2:J:393:GLU:OE2	2:J:397:LYS:CE	1.83	1.27
2:O:531:MET:CE	2:O:665:VAL:CG2	1.96	1.27
2:K:393:GLU:OE2	2:K:397:LYS:CE	1.83	1.26
2:L:393:GLU:OE2	2:L:397:LYS:HE3	1.30	1.26
2:N:531:MET:CE	2:N:665:VAL:CG2	1.96	1.26
2:L:393:GLU:OE2	2:L:397:LYS:CE	1.83	1.25
2:O:393:GLU:OE2	2:O:397:LYS:HE3	1.30	1.25
2:N:393:GLU:OE2	2:N:397:LYS:HE3	1.30	1.25
2:P:393:GLU:OE2	2:P:397:LYS:HE3	1.30	1.25
2:M:393:GLU:OE2	2:M:397:LYS:CE	1.83	1.25
2:N:393:GLU:OE2	2:N:397:LYS:CE	1.83	1.25
2:P:393:GLU:OE2	2:P:397:LYS:CE	1.83	1.25
2:O:393:GLU:OE2	2:O:397:LYS:CE	1.83	1.24
1:G:338:PRO:O	1:G:339:TYR:CD1	1.92	1.23
1:B:338:PRO:O	1:B:339:TYR:CD1	1.92	1.23
1:C:338:PRO:O	1:C:339:TYR:CD1	1.92	1.23
1:E:271:MET:SD	1:E:275:GLY:C	2.22	1.22
1:H:338:PRO:O	1:H:339:TYR:CD1	1.92	1.22

Continued on next page...

Continued from previous page...

Atom-1	Atom-2	Interatomic distance (Å)	Clash overlap (Å)
1:C:271:MET:SD	1:C:275:GLY:C	2.23	1.22
1:E:338:PRO:O	1:E:339:TYR:CD1	1.92	1.22
1:D:338:PRO:O	1:D:339:TYR:CD1	1.92	1.22
1:F:338:PRO:O	1:F:339:TYR:CD1	1.92	1.22
1:D:271:MET:SD	1:D:275:GLY:C	2.23	1.21
1:B:271:MET:SD	1:B:275:GLY:C	2.23	1.21
2:P:531:MET:CE	2:P:665:VAL:CG2	1.97	1.21
1:A:338:PRO:O	1:A:339:TYR:CD1	1.92	1.21
1:G:271:MET:SD	1:G:275:GLY:C	2.23	1.21
1:F:271:MET:SD	1:F:275:GLY:C	2.23	1.21
1:H:271:MET:SD	1:H:275:GLY:C	2.23	1.20
1:A:271:MET:SD	1:A:275:GLY:C	2.22	1.20
1:E:271:MET:SD	1:E:275:GLY:HA2	1.89	1.13
1:H:271:MET:SD	1:H:275:GLY:HA2	1.89	1.12
1:C:271:MET:SD	1:C:275:GLY:HA2	1.89	1.12
1:B:271:MET:SD	1:B:275:GLY:HA2	1.89	1.12
1:A:271:MET:SD	1:A:275:GLY:HA2	1.89	1.12
1:D:271:MET:SD	1:D:275:GLY:HA2	1.89	1.12
1:F:271:MET:SD	1:F:275:GLY:HA2	1.89	1.11
2:J:531:MET:HE3	2:J:665:VAL:HG23	1.14	1.11
2:N:531:MET:HE3	2:N:665:VAL:HG23	1.14	1.11
1:G:271:MET:SD	1:G:275:GLY:HA2	1.89	1.10
2:I:531:MET:HE3	2:I:665:VAL:HG23	1.14	1.09
2:O:531:MET:HE3	2:O:665:VAL:HG23	1.14	1.08
2:P:531:MET:HE3	2:P:665:VAL:HG23	1.14	1.08
1:F:271:MET:SD	1:F:275:GLY:CA	2.43	1.07
1:H:271:MET:SD	1:H:275:GLY:CA	2.43	1.07
2:K:531:MET:HE3	2:K:665:VAL:HG23	1.14	1.07
1:G:271:MET:SD	1:G:275:GLY:CA	2.43	1.06
1:E:271:MET:SD	1:E:275:GLY:CA	2.43	1.06
2:M:531:MET:HE3	2:M:665:VAL:HG23	1.14	1.06
1:A:271:MET:SD	1:A:275:GLY:CA	2.43	1.06
1:B:271:MET:SD	1:B:275:GLY:CA	2.43	1.06
2:L:531:MET:HE3	2:L:665:VAL:HG23	1.14	1.06
1:C:271:MET:SD	1:C:275:GLY:CA	2.43	1.06
1:D:271:MET:SD	1:D:275:GLY:CA	2.43	1.06
1:G:338:PRO:O	1:G:339:TYR:HD1	1.41	1.03
1:A:302:ARG:NH2	1:A:337:GLN:OE1	1.93	1.02
1:C:302:ARG:NH2	1:C:337:GLN:OE1	1.93	1.01
1:D:302:ARG:NH2	1:D:337:GLN:OE1	1.93	1.01
1:F:302:ARG:NH2	1:F:337:GLN:OE1	1.93	1.01

Continued on next page...

Continued from previous page...

Atom-1	Atom-2	Interatomic distance (Å)	Clash overlap (Å)
1:F:338:PRO:O	1:F:339:TYR:HD1	1.41	1.01
1:B:302:ARG:NH2	1:B:337:GLN:OE1	1.93	1.01
1:G:302:ARG:NH2	1:G:337:GLN:OE1	1.93	1.01
1:F:328:LEU:HD11	1:G:341:VAL:HG21	1.43	1.00
1:D:253:ASP:O	1:D:256:LYS:HE2	1.62	1.00
1:B:253:ASP:O	1:B:256:LYS:HE2	1.62	1.00
1:E:302:ARG:NH2	1:E:337:GLN:OE1	1.93	1.00
1:A:253:ASP:O	1:A:256:LYS:HE2	1.62	1.00
1:G:253:ASP:O	1:G:256:LYS:HE2	1.62	1.00
1:H:302:ARG:NH2	1:H:337:GLN:OE1	1.93	1.00
1:B:110:TYR:OH	1:B:111:ARG:NH2	1.96	0.99
1:H:253:ASP:O	1:H:256:LYS:HE2	1.62	0.99
1:F:110:TYR:OH	1:F:111:ARG:NH2	1.96	0.99
1:G:110:TYR:OH	1:G:111:ARG:NH2	1.96	0.99
1:E:253:ASP:O	1:E:256:LYS:HE2	1.62	0.99
2:I:276:LEU:HD21	2:I:389:LEU:HB3	1.45	0.99
1:B:338:PRO:O	1:B:339:TYR:HD1	1.41	0.99
1:E:110:TYR:OH	1:E:111:ARG:NH2	1.96	0.99
2:M:276:LEU:HD21	2:M:389:LEU:HB3	1.45	0.99
2:O:276:LEU:HD21	2:O:389:LEU:HB3	1.45	0.99
1:H:110:TYR:OH	1:H:111:ARG:NH2	1.95	0.99
1:D:271:MET:HE1	1:D:276:MET:CB	1.93	0.98
1:B:271:MET:HE1	1:B:276:MET:CB	1.93	0.98
1:C:271:MET:HE1	1:C:276:MET:CB	1.93	0.98
2:N:276:LEU:HD21	2:N:389:LEU:HB3	1.45	0.98
1:A:110:TYR:OH	1:A:111:ARG:NH2	1.96	0.98
1:E:271:MET:HE1	1:E:276:MET:CB	1.93	0.98
2:P:276:LEU:HD21	2:P:389:LEU:HB3	1.45	0.98
1:H:271:MET:HE1	1:H:276:MET:CB	1.93	0.98
2:J:276:LEU:HD21	2:J:389:LEU:HB3	1.45	0.98
1:A:271:MET:HE1	1:A:276:MET:CB	1.93	0.98
1:A:338:PRO:O	1:A:339:TYR:HD1	1.41	0.98
1:C:110:TYR:OH	1:C:111:ARG:NH2	1.96	0.98
1:D:110:TYR:OH	1:D:111:ARG:NH2	1.96	0.98
1:F:271:MET:HE1	1:F:276:MET:CB	1.93	0.97
1:G:271:MET:HE1	1:G:276:MET:CB	1.93	0.97
2:L:276:LEU:HD21	2:L:389:LEU:HB3	1.45	0.97
1:C:253:ASP:O	1:C:256:LYS:HE2	1.62	0.97
2:K:276:LEU:HD21	2:K:389:LEU:HB3	1.45	0.97
1:F:253:ASP:O	1:F:256:LYS:HE2	1.62	0.96
1:D:341:VAL:HG21	1:E:328:LEU:HD11	1.46	0.96

Continued on next page...

Continued from previous page...

Atom-1	Atom-2	Interatomic distance (Å)	Clash overlap (Å)
1:E:338:PRO:O	1:E:339:TYR:HD1	1.41	0.96
1:D:338:PRO:O	1:D:339:TYR:HD1	1.41	0.95
1:C:338:PRO:O	1:C:339:TYR:HD1	1.41	0.95
2:P:393:GLU:OE2	2:P:397:LYS:CD	2.15	0.95
2:O:393:GLU:OE2	2:O:397:LYS:CD	2.15	0.95
2:I:393:GLU:OE2	2:I:397:LYS:CD	2.15	0.94
2:J:393:GLU:OE2	2:J:397:LYS:CD	2.15	0.94
2:K:393:GLU:OE2	2:K:397:LYS:CD	2.15	0.94
1:E:271:MET:HE1	1:E:276:MET:HB2	1.50	0.94
1:F:271:MET:HE1	1:F:276:MET:HB2	1.50	0.93
1:A:271:MET:HE1	1:A:276:MET:HB2	1.50	0.93
2:N:393:GLU:OE2	2:N:397:LYS:CD	2.15	0.93
1:G:271:MET:HE1	1:G:276:MET:HB2	1.50	0.93
1:C:271:MET:HE1	1:C:276:MET:HB2	1.50	0.93
2:L:393:GLU:OE2	2:L:397:LYS:CD	2.15	0.93
2:M:393:GLU:OE2	2:M:397:LYS:CD	2.15	0.93
1:H:271:MET:HE1	1:H:276:MET:HB2	1.50	0.93
1:H:338:PRO:O	1:H:339:TYR:HD1	1.41	0.92
2:O:531:MET:HE2	2:O:665:VAL:HG21	1.52	0.92
1:H:97:VAL:HG22	1:H:104:THR:OG1	1.69	0.92
1:B:271:MET:HE1	1:B:276:MET:HB2	1.50	0.92
1:G:97:VAL:HG22	1:G:104:THR:OG1	1.69	0.92
1:E:97:VAL:HG22	1:E:104:THR:OG1	1.69	0.92
1:B:97:VAL:HG22	1:B:104:THR:OG1	1.69	0.91
1:B:271:MET:CE	1:B:276:MET:HB2	2.01	0.91
1:D:271:MET:HE1	1:D:276:MET:HB2	1.50	0.91
1:E:271:MET:CE	1:E:276:MET:HB2	2.01	0.91
1:G:271:MET:CE	1:G:276:MET:HB2	2.01	0.91
1:F:97:VAL:HG22	1:F:104:THR:OG1	1.69	0.91
2:N:531:MET:HE2	2:N:665:VAL:HG21	1.52	0.91
1:F:271:MET:CE	1:F:276:MET:HB2	2.01	0.90
2:P:349:GLN:NE2	2:P:353:ASP:OD2	2.04	0.90
1:A:97:VAL:HG22	1:A:104:THR:OG1	1.69	0.90
2:O:349:GLN:NE2	2:O:353:ASP:OD2	2.04	0.90
1:C:97:VAL:HG22	1:C:104:THR:OG1	1.69	0.90
1:A:271:MET:CE	1:A:276:MET:HB2	2.01	0.90
2:J:349:GLN:NE2	2:J:353:ASP:OD2	2.04	0.90
1:D:271:MET:CE	1:D:276:MET:HB2	2.01	0.90
2:K:349:GLN:NE2	2:K:353:ASP:OD2	2.04	0.90
1:D:97:VAL:HG22	1:D:104:THR:OG1	1.69	0.90
1:H:271:MET:CE	1:H:276:MET:HB2	2.01	0.90

Continued on next page...

Continued from previous page...

Atom-1	Atom-2	Interatomic distance (Å)	Clash overlap (Å)
2:P:531:MET:HE2	2:P:665:VAL:HG21	1.52	0.90
2:L:349:GLN:NE2	2:L:353:ASP:OD2	2.04	0.90
1:C:271:MET:CE	1:C:276:MET:HB2	2.01	0.89
2:I:531:MET:HE2	2:I:665:VAL:HG21	1.52	0.89
2:N:349:GLN:NE2	2:N:353:ASP:OD2	2.04	0.89
1:B:328:LEU:HD11	1:E:341:VAL:HG21	1.53	0.89
2:M:349:GLN:NE2	2:M:353:ASP:OD2	2.04	0.89
2:I:349:GLN:NE2	2:I:353:ASP:OD2	2.04	0.89
1:E:262:GLU:OE1	1:E:346:THR:OG1	1.92	0.88
2:K:531:MET:HE2	2:K:665:VAL:HG21	1.52	0.88
2:L:531:MET:HE2	2:L:665:VAL:HG21	1.52	0.88
2:M:531:MET:HE2	2:M:665:VAL:HG21	1.52	0.88
2:I:365:MET:HE1	2:P:300:VAL:HG21	1.56	0.88
2:I:537:SER:HA	3:I:1000:ADP:PA	2.14	0.88
1:B:262:GLU:OE1	1:B:346:THR:OG1	1.92	0.87
1:D:262:GLU:OE1	1:D:346:THR:OG1	1.92	0.87
2:M:65:GLU:OE1	2:N:260:ARG:NE	2.07	0.87
2:J:531:MET:HE2	2:J:665:VAL:HG21	1.52	0.87
2:O:300:VAL:HG21	2:P:365:MET:SD	2.15	0.86
1:G:262:GLU:OE1	1:G:346:THR:OG1	1.92	0.86
1:C:262:GLU:OE1	1:C:346:THR:OG1	1.92	0.86
2:I:531:MET:HE2	2:I:665:VAL:HG22	1.57	0.86
2:P:531:MET:HE2	2:P:665:VAL:HG22	1.57	0.86
2:J:531:MET:HE2	2:J:665:VAL:HG22	1.57	0.85
2:L:621:MET:HE1	2:L:654:ILE:HD12	1.58	0.85
2:O:531:MET:HE2	2:O:665:VAL:HG22	1.57	0.85
2:J:621:MET:HE1	2:J:654:ILE:HD12	1.58	0.85
1:H:262:GLU:OE1	1:H:346:THR:OG1	1.92	0.85
1:A:262:GLU:OE1	1:A:346:THR:OG1	1.92	0.85
1:F:262:GLU:OE1	1:F:346:THR:OG1	1.92	0.85
2:M:621:MET:HE1	2:M:654:ILE:HD12	1.58	0.85
1:B:341:VAL:HG21	1:G:328:LEU:HD11	1.58	0.84
2:N:531:MET:HE2	2:N:665:VAL:HG22	1.57	0.84
2:K:531:MET:HE2	2:K:665:VAL:HG22	1.57	0.83
2:K:621:MET:HE1	2:K:654:ILE:HD12	1.58	0.83
2:N:621:MET:HE1	2:N:654:ILE:HD12	1.58	0.83
2:O:621:MET:HE1	2:O:654:ILE:HD12	1.58	0.83
2:P:621:MET:HE1	2:P:654:ILE:HD12	1.58	0.83
2:I:300:VAL:HG21	2:J:365:MET:SD	2.19	0.82
1:C:75:THR:HG22	1:C:79:GLU:OE2	1.79	0.82
1:H:75:THR:HG22	1:H:79:GLU:OE2	1.79	0.82

Continued on next page...

Continued from previous page...

Atom-1	Atom-2	Interatomic distance (Å)	Clash overlap (Å)
1:G:75:THR:HG22	1:G:79:GLU:OE2	1.79	0.82
1:B:75:THR:HG22	1:B:79:GLU:OE2	1.79	0.82
1:D:75:THR:HG22	1:D:79:GLU:OE2	1.79	0.81
2:M:531:MET:HE2	2:M:665:VAL:HG22	1.57	0.81
2:I:621:MET:HE1	2:I:654:ILE:HD12	1.58	0.81
2:O:531:MET:HE1	2:O:665:VAL:HG23	1.59	0.81
1:A:75:THR:HG22	1:A:79:GLU:OE2	1.79	0.81
1:A:354:ARG:NE	1:H:290:MET:HE1	1.96	0.81
1:E:75:THR:HG22	1:E:79:GLU:OE2	1.79	0.81
2:P:531:MET:HE1	2:P:665:VAL:HG23	1.59	0.81
1:A:354:ARG:CZ	1:H:290:MET:HE1	2.11	0.80
1:F:75:THR:HG22	1:F:79:GLU:OE2	1.79	0.80
2:L:531:MET:HE2	2:L:665:VAL:HG22	1.57	0.80
1:D:341:VAL:HG21	1:E:328:LEU:CD1	2.12	0.80
1:A:354:ARG:CZ	1:H:290:MET:CE	2.60	0.80
2:N:65:GLU:OE1	2:O:260:ARG:NE	2.14	0.79
1:B:254:ASP:O	1:B:339:TYR:HE1	1.66	0.79
2:P:338:HIS:HB3	2:P:339:PRO:HD3	1.65	0.79
1:E:254:ASP:O	1:E:339:TYR:HE1	1.66	0.79
2:J:338:HIS:HB3	2:J:339:PRO:HD3	1.65	0.79
2:I:338:HIS:HB3	2:I:339:PRO:HD3	1.65	0.78
2:M:521:MET:SD	2:M:529:LEU:HD11	2.24	0.78
1:G:254:ASP:O	1:G:339:TYR:HE1	1.66	0.78
2:M:393:GLU:OE1	2:M:394:GLN:NE2	2.17	0.78
2:K:393:GLU:OE1	2:K:394:GLN:NE2	2.17	0.78
2:L:393:GLU:OE1	2:L:394:GLN:NE2	2.17	0.78
2:L:521:MET:SD	2:L:529:LEU:HD11	2.24	0.78
2:O:521:MET:SD	2:O:529:LEU:HD11	2.24	0.78
1:E:270:LYS:O	1:E:276:MET:HE1	1.84	0.78
2:I:393:GLU:OE1	2:I:394:GLN:NE2	2.17	0.78
2:K:521:MET:SD	2:K:529:LEU:HD11	2.24	0.78
2:P:393:GLU:OE1	2:P:394:GLN:NE2	2.17	0.78
2:P:521:MET:SD	2:P:529:LEU:HD11	2.24	0.78
1:F:328:LEU:CD1	1:G:341:VAL:HG21	2.12	0.78
2:J:521:MET:SD	2:J:529:LEU:HD11	2.24	0.78
1:C:270:LYS:O	1:C:276:MET:HE1	1.84	0.78
2:J:393:GLU:OE1	2:J:394:GLN:NE2	2.17	0.78
2:M:338:HIS:HB3	2:M:339:PRO:HD3	1.65	0.78
1:H:254:ASP:O	1:H:339:TYR:HE1	1.66	0.77
2:K:338:HIS:HB3	2:K:339:PRO:HD3	1.65	0.77
2:N:393:GLU:OE1	2:N:394:GLN:NE2	2.17	0.77

Continued on next page...

Continued from previous page...

Atom-1	Atom-2	Interatomic distance (Å)	Clash overlap (Å)
2:O:393:GLU:OE1	2:O:394:GLN:NE2	2.17	0.77
1:C:254:ASP:O	1:C:339:TYR:HE1	1.66	0.77
1:F:254:ASP:O	1:F:339:TYR:HE1	1.66	0.77
2:N:338:HIS:HB3	2:N:339:PRO:HD3	1.65	0.77
1:D:254:ASP:O	1:D:339:TYR:HE1	1.66	0.77
2:O:338:HIS:HB3	2:O:339:PRO:HD3	1.65	0.77
1:A:176:SER:OG	1:H:199:ASN:OD1	2.02	0.77
1:F:27:SER:HB2	1:H:322:MET:SD	2.25	0.77
2:N:521:MET:SD	2:N:529:LEU:HD11	2.24	0.77
1:H:270:LYS:O	1:H:276:MET:HE1	1.84	0.77
2:I:521:MET:SD	2:I:529:LEU:HD11	2.24	0.77
1:A:254:ASP:O	1:A:339:TYR:HE1	1.66	0.76
1:F:270:LYS:O	1:F:276:MET:HE1	1.84	0.76
1:G:270:LYS:O	1:G:276:MET:HE1	1.84	0.76
2:K:276:LEU:CD2	2:K:389:LEU:HB3	2.15	0.76
1:D:270:LYS:O	1:D:276:MET:HE1	1.84	0.76
1:A:27:SER:HB2	1:C:322:MET:SD	2.24	0.76
1:B:270:LYS:O	1:B:276:MET:HE1	1.84	0.76
2:M:276:LEU:CD2	2:M:389:LEU:HB3	2.15	0.76
1:A:270:LYS:O	1:A:276:MET:HE1	1.84	0.76
2:I:276:LEU:CD2	2:I:389:LEU:HB3	2.15	0.76
2:L:338:HIS:HB3	2:L:339:PRO:HD3	1.65	0.76
1:A:199:ASN:OD1	1:F:176:SER:OG	2.04	0.76
2:L:276:LEU:CD2	2:L:389:LEU:HB3	2.15	0.76
2:J:276:LEU:CD2	2:J:389:LEU:HB3	2.15	0.76
2:N:276:LEU:CD2	2:N:389:LEU:HB3	2.15	0.76
2:O:276:LEU:CD2	2:O:389:LEU:HB3	2.15	0.76
1:B:354:ARG:CZ	1:G:290:MET:HE1	2.16	0.76
1:H:271:MET:HE1	1:H:276:MET:HB3	1.69	0.75
1:A:271:MET:HE1	1:A:276:MET:HB3	1.69	0.75
1:C:271:MET:HE1	1:C:276:MET:HB3	1.69	0.75
1:F:271:MET:HE1	1:F:276:MET:HB3	1.68	0.75
1:A:341:VAL:HG21	1:H:328:LEU:HD11	1.68	0.75
1:G:271:MET:HE1	1:G:276:MET:HB3	1.68	0.75
1:D:271:MET:HE1	1:D:276:MET:HB3	1.69	0.74
1:E:97:VAL:CG2	1:E:104:THR:OG1	2.35	0.74
1:B:68:ASN:OD1	1:B:69:VAL:N	2.21	0.74
1:G:68:ASN:OD1	1:G:69:VAL:N	2.21	0.74
1:C:199:ASN:OD1	1:H:176:SER:OG	2.06	0.74
1:E:68:ASN:OD1	1:E:69:VAL:N	2.21	0.74
1:D:68:ASN:OD1	1:D:69:VAL:N	2.21	0.74

Continued on next page...

Continued from previous page...

Atom-1	Atom-2	Interatomic distance (Å)	Clash overlap (Å)
2:L:531:MET:HE1	2:L:665:VAL:HG23	1.59	0.74
1:C:68:ASN:OD1	1:C:69:VAL:N	2.21	0.74
1:C:144:ILE:O	1:C:148:ILE:HD12	1.88	0.74
1:G:97:VAL:CG2	1:G:104:THR:OG1	2.35	0.74
1:B:97:VAL:CG2	1:B:104:THR:OG1	2.35	0.74
1:F:68:ASN:OD1	1:F:69:VAL:N	2.21	0.74
1:B:271:MET:HE1	1:B:276:MET:HB3	1.68	0.74
1:C:97:VAL:CG2	1:C:104:THR:OG1	2.35	0.74
1:C:111:ARG:NH2	1:D:111:ARG:O	2.20	0.74
1:D:271:MET:SD	1:D:276:MET:N	2.61	0.74
2:K:531:MET:HE1	2:K:665:VAL:HG23	1.59	0.74
1:D:144:ILE:O	1:D:148:ILE:HD12	1.88	0.74
1:E:271:MET:SD	1:E:276:MET:N	2.61	0.74
1:H:97:VAL:CG2	1:H:104:THR:OG1	2.35	0.74
1:F:97:VAL:CG2	1:F:104:THR:OG1	2.35	0.73
1:H:68:ASN:OD1	1:H:69:VAL:N	2.21	0.73
1:H:144:ILE:O	1:H:148:ILE:HD12	1.88	0.73
1:A:68:ASN:OD1	1:A:69:VAL:N	2.20	0.73
1:D:97:VAL:CG2	1:D:104:THR:OG1	2.35	0.73
1:G:144:ILE:O	1:G:148:ILE:HD12	1.88	0.73
2:J:300:VAL:HG21	2:K:365:MET:SD	2.28	0.73
1:A:144:ILE:O	1:A:148:ILE:HD12	1.88	0.73
1:E:271:MET:HE1	1:E:276:MET:HB3	1.68	0.73
2:I:366:PRO:CB	2:P:295:GLN:OE1	2.37	0.73
2:P:276:LEU:CD2	2:P:389:LEU:HB3	2.16	0.73
1:H:271:MET:SD	1:H:276:MET:N	2.61	0.73
2:L:65:GLU:OE1	2:M:260:ARG:NE	2.21	0.73
1:A:97:VAL:CG2	1:A:104:THR:OG1	2.35	0.73
1:A:328:LEU:HD11	1:F:341:VAL:HG21	1.69	0.73
1:A:322:MET:SD	1:G:27:SER:HB2	2.29	0.73
1:E:144:ILE:O	1:E:148:ILE:HD12	1.88	0.73
1:B:144:ILE:O	1:B:148:ILE:HD12	1.88	0.72
1:C:271:MET:SD	1:C:276:MET:N	2.61	0.72
1:D:290:MET:HG2	1:H:26:GLY:HA3	1.70	0.72
1:F:144:ILE:O	1:F:148:ILE:HD12	1.88	0.72
1:G:271:MET:SD	1:G:276:MET:N	2.61	0.72
1:A:271:MET:SD	1:A:276:MET:N	2.61	0.72
1:B:271:MET:SD	1:B:276:MET:N	2.61	0.72
1:F:271:MET:SD	1:F:276:MET:N	2.61	0.72
1:B:60:ILE:CG2	1:B:333:GLU:HG2	2.20	0.72
1:E:60:ILE:CG2	1:E:333:GLU:HG2	2.20	0.72

Continued on next page...

Continued from previous page...

Atom-1	Atom-2	Interatomic distance (Å)	Clash overlap (Å)
1:G:60:ILE:CG2	1:G:333:GLU:HG2	2.20	0.72
1:H:60:ILE:CG2	1:H:333:GLU:HG2	2.20	0.72
2:M:531:MET:HE1	2:M:665:VAL:HG23	1.59	0.71
1:C:60:ILE:CG2	1:C:333:GLU:HG2	2.20	0.71
1:D:60:ILE:CG2	1:D:333:GLU:HG2	2.20	0.71
1:F:60:ILE:CG2	1:F:333:GLU:HG2	2.20	0.71
1:H:329:VAL:O	1:H:332:THR:OG1	2.08	0.71
1:A:60:ILE:CG2	1:A:333:GLU:HG2	2.20	0.71
1:D:354:ARG:CZ	1:E:290:MET:HE1	2.21	0.71
1:F:157:ALA:HB3	2:N:334:TYR:HB3	1.73	0.71
1:E:74:MET:HA	1:E:74:MET:HE3	1.73	0.70
1:B:328:LEU:CD1	1:E:341:VAL:HG21	2.21	0.70
1:B:329:VAL:O	1:B:332:THR:OG1	2.08	0.70
1:E:329:VAL:O	1:E:332:THR:OG1	2.08	0.70
2:O:548:ALA:HB1	2:O:604:PHE:CE1	2.26	0.70
1:D:329:VAL:O	1:D:332:THR:OG1	2.08	0.70
2:I:548:ALA:HB1	2:I:604:PHE:CE1	2.26	0.70
2:O:65:GLU:OE1	2:P:260:ARG:NE	2.24	0.70
2:P:548:ALA:HB1	2:P:604:PHE:CE1	2.26	0.70
1:F:329:VAL:O	1:F:332:THR:OG1	2.08	0.70
1:A:60:ILE:HG23	1:A:333:GLU:HG2	1.74	0.70
1:F:74:MET:HA	1:F:74:MET:HE3	1.73	0.70
1:H:60:ILE:HG23	1:H:333:GLU:HG2	1.74	0.70
2:I:92:GLN:HG3	2:P:223:ASN:HB3	1.73	0.70
1:A:74:MET:HA	1:A:74:MET:HE3	1.73	0.70
1:C:60:ILE:HG23	1:C:333:GLU:HG2	1.74	0.70
2:K:548:ALA:HB1	2:K:604:PHE:CE1	2.26	0.70
2:L:548:ALA:HB1	2:L:604:PHE:CE1	2.26	0.70
2:M:548:ALA:HB1	2:M:604:PHE:CE1	2.26	0.70
2:N:548:ALA:HB1	2:N:604:PHE:CE1	2.26	0.70
1:B:341:VAL:HG21	1:G:328:LEU:CD1	2.22	0.69
2:I:366:PRO:HB2	2:P:295:GLN:OE1	1.91	0.69
1:D:60:ILE:HG23	1:D:333:GLU:HG2	1.74	0.69
1:G:329:VAL:O	1:G:332:THR:OG1	2.08	0.69
2:J:548:ALA:HB1	2:J:604:PHE:CE1	2.26	0.69
1:B:74:MET:HA	1:B:74:MET:HE3	1.73	0.69
1:C:74:MET:HE3	1:C:74:MET:HA	1.73	0.69
1:D:74:MET:HA	1:D:74:MET:HE3	1.73	0.69
1:F:60:ILE:HG23	1:F:333:GLU:HG2	1.74	0.69
1:B:126:MET:HE1	1:B:128:TYR:HB2	1.75	0.69
1:C:290:MET:HE1	1:H:354:ARG:NE	2.07	0.69

Continued on next page...

Continued from previous page...

Atom-1	Atom-2	Interatomic distance (Å)	Clash overlap (Å)
1:F:126:MET:HE1	1:F:128:TYR:HB2	1.75	0.69
1:H:74:MET:HA	1:H:74:MET:HE3	1.73	0.69
1:H:126:MET:HE1	1:H:128:TYR:HB2	1.75	0.69
2:J:531:MET:HE1	2:J:665:VAL:HG23	1.59	0.69
1:B:354:ARG:CZ	1:G:290:MET:CE	2.70	0.69
1:D:126:MET:HE1	1:D:128:TYR:HB2	1.75	0.69
1:E:60:ILE:HG23	1:E:333:GLU:HG2	1.74	0.69
1:F:290:MET:CE	1:G:354:ARG:CZ	2.71	0.69
2:L:300:VAL:HG13	2:M:369:GLN:OE1	1.93	0.69
1:F:290:MET:HE1	1:G:354:ARG:CZ	2.23	0.69
1:G:60:ILE:HG23	1:G:333:GLU:HG2	1.74	0.69
1:G:74:MET:HA	1:G:74:MET:HE3	1.73	0.69
1:B:60:ILE:HG23	1:B:333:GLU:HG2	1.74	0.69
1:F:75:THR:CG2	1:F:79:GLU:OE2	2.41	0.69
1:A:75:THR:CG2	1:A:79:GLU:OE2	2.41	0.68
1:A:110:TYR:OH	1:A:111:ARG:CZ	2.41	0.68
1:A:329:VAL:O	1:A:332:THR:OG1	2.08	0.68
1:H:110:TYR:OH	1:H:111:ARG:CZ	2.41	0.68
2:M:393:GLU:OE2	2:M:397:LYS:HD2	1.93	0.68
1:A:290:MET:HE1	1:F:354:ARG:NE	2.07	0.68
1:C:329:VAL:O	1:C:332:THR:OG1	2.08	0.68
1:E:110:TYR:OH	1:E:111:ARG:CZ	2.41	0.68
1:F:110:TYR:OH	1:F:111:ARG:CZ	2.41	0.68
1:G:75:THR:CG2	1:G:79:GLU:OE2	2.41	0.68
1:A:24:LEU:HB2	1:H:351:ARG:HH21	1.57	0.68
1:B:110:TYR:OH	1:B:111:ARG:CZ	2.41	0.68
2:P:393:GLU:OE2	2:P:397:LYS:HD2	1.93	0.68
1:C:341:VAL:HG21	1:D:328:LEU:HD11	1.75	0.68
1:A:126:MET:HE1	1:A:128:TYR:HB2	1.75	0.68
1:C:110:TYR:OH	1:C:111:ARG:CZ	2.41	0.68
1:E:126:MET:HE1	1:E:128:TYR:HB2	1.75	0.68
2:I:393:GLU:OE2	2:I:397:LYS:HD2	1.93	0.68
2:N:531:MET:HE1	2:N:665:VAL:HG23	1.59	0.68
2:M:383:GLN:HG3	2:N:377:ARG:NH2	2.07	0.68
1:A:110:TYR:CZ	1:H:109:GLN:O	2.47	0.68
1:B:27:SER:HB2	1:F:322:MET:SD	2.32	0.68
1:D:75:THR:CG2	1:D:79:GLU:OE2	2.41	0.68
2:L:514:ARG:NH1	2:M:618:GLU:OE2	2.26	0.68
1:B:75:THR:CG2	1:B:79:GLU:OE2	2.41	0.68
1:E:75:THR:CG2	1:E:79:GLU:OE2	2.41	0.68
1:H:75:THR:CG2	1:H:79:GLU:OE2	2.41	0.68

Continued on next page...

Continued from previous page...

Atom-1	Atom-2	Interatomic distance (Å)	Clash overlap (Å)
2:N:393:GLU:OE2	2:N:397:LYS:HD2	1.93	0.68
1:G:110:TYR:OH	1:G:111:ARG:CZ	2.41	0.67
1:G:126:MET:HE1	1:G:128:TYR:HB2	1.75	0.67
2:K:65:GLU:OE1	2:L:260:ARG:NE	2.27	0.67
1:C:126:MET:HE1	1:C:128:TYR:HB2	1.75	0.67
1:C:75:THR:CG2	1:C:79:GLU:OE2	2.41	0.67
1:F:290:MET:HE1	1:G:354:ARG:NE	2.09	0.67
1:D:110:TYR:OH	1:D:111:ARG:CZ	2.41	0.67
1:C:290:MET:HE1	1:H:354:ARG:HD3	1.76	0.67
2:I:567:LYS:NZ	2:P:718:ASP:OD1	2.24	0.67
2:L:393:GLU:OE2	2:L:397:LYS:HD2	1.93	0.67
1:C:351:ARG:HH21	1:H:24:LEU:HB2	1.60	0.67
2:J:621:MET:CE	2:J:654:ILE:HD12	2.25	0.67
1:B:337:GLN:O	1:B:339:TYR:N	2.27	0.67
1:C:28:ASN:ND2	1:D:346:THR:O	2.27	0.67
1:D:111:ARG:NH2	1:E:111:ARG:O	2.28	0.67
2:O:621:MET:CE	2:O:654:ILE:HD12	2.25	0.67
2:N:540:MET:SD	2:N:642:ASP:OD1	2.54	0.67
2:N:621:MET:CE	2:N:654:ILE:HD12	2.25	0.67
2:O:531:MET:CE	2:O:665:VAL:HG22	2.19	0.67
2:K:540:MET:SD	2:K:642:ASP:OD1	2.54	0.66
1:A:97:VAL:HG23	1:A:97:VAL:O	1.95	0.66
1:G:337:GLN:O	1:G:339:TYR:N	2.27	0.66
2:I:621:MET:CE	2:I:654:ILE:HD12	2.25	0.66
1:C:290:MET:HE1	1:H:354:ARG:CZ	2.25	0.66
1:D:337:GLN:O	1:D:339:TYR:N	2.27	0.66
2:I:540:MET:SD	2:I:642:ASP:OD1	2.54	0.66
2:O:540:MET:SD	2:O:642:ASP:OD1	2.54	0.66
1:F:337:GLN:O	1:F:339:TYR:N	2.27	0.66
2:P:540:MET:SD	2:P:642:ASP:OD1	2.54	0.66
1:A:110:TYR:CE2	1:H:109:GLN:O	2.49	0.66
1:B:97:VAL:HG23	1:B:97:VAL:O	1.95	0.66
1:C:290:MET:CE	1:H:354:ARG:CZ	2.73	0.66
1:C:110:TYR:CZ	1:D:109:GLN:O	2.49	0.66
1:E:97:VAL:HG23	1:E:97:VAL:O	1.95	0.66
1:F:97:VAL:HG21	1:F:103:LEU:HB2	1.78	0.66
1:F:157:ALA:HB3	2:N:334:TYR:CB	2.25	0.66
1:H:97:VAL:HG23	1:H:97:VAL:O	1.95	0.66
2:K:621:MET:CE	2:K:654:ILE:HD12	2.25	0.66
1:G:97:VAL:O	1:G:97:VAL:HG23	1.95	0.66
1:G:97:VAL:HG21	1:G:103:LEU:HB2	1.78	0.66

Continued on next page...

Continued from previous page...

Atom-1	Atom-2	Interatomic distance (Å)	Clash overlap (Å)
2:P:621:MET:CE	2:P:654:ILE:HD12	2.25	0.66
1:A:97:VAL:HG21	1:A:103:LEU:HB2	1.78	0.66
1:C:97:VAL:HG23	1:C:97:VAL:O	1.95	0.66
1:D:354:ARG:CZ	1:E:290:MET:CE	2.73	0.66
2:J:540:MET:SD	2:J:642:ASP:OD1	2.54	0.66
2:M:540:MET:SD	2:M:642:ASP:OD1	2.54	0.65
2:M:621:MET:CE	2:M:654:ILE:HD12	2.25	0.65
2:L:540:MET:SD	2:L:642:ASP:OD1	2.54	0.65
2:O:393:GLU:OE2	2:O:397:LYS:HD2	1.93	0.65
1:F:27:SER:CB	1:H:322:MET:SD	2.85	0.65
1:F:97:VAL:HG23	1:F:97:VAL:O	1.95	0.65
1:B:97:VAL:HG21	1:B:103:LEU:HB2	1.78	0.65
2:I:531:MET:HE1	2:I:665:VAL:HG23	1.59	0.65
1:D:97:VAL:HG23	1:D:97:VAL:O	1.95	0.65
2:L:621:MET:CE	2:L:654:ILE:HD12	2.25	0.65
1:H:97:VAL:HG21	1:H:103:LEU:HB2	1.78	0.65
2:K:393:GLU:OE2	2:K:397:LYS:HD2	1.93	0.65
1:C:337:GLN:O	1:C:339:TYR:N	2.27	0.65
1:B:354:ARG:NE	1:G:290:MET:HE1	2.11	0.64
1:B:27:SER:CB	1:F:322:MET:SD	2.86	0.64
1:B:290:MET:HE1	1:E:354:ARG:CZ	2.28	0.64
1:E:97:VAL:HG21	1:E:103:LEU:HB2	1.78	0.64
1:C:290:MET:HE1	1:H:354:ARG:CD	2.28	0.64
2:J:393:GLU:OE2	2:J:397:LYS:HD2	1.94	0.64
1:A:110:TYR:CE1	1:H:109:GLN:HB2	2.32	0.64
1:A:290:MET:CE	1:F:354:ARG:CZ	2.75	0.64
1:D:97:VAL:HG21	1:D:103:LEU:HB2	1.78	0.64
1:D:110:TYR:HH	1:D:111:ARG:NH2	1.93	0.64
2:M:86:ALA:C	2:M:90:GLU:OE1	2.41	0.64
2:N:531:MET:CE	2:N:665:VAL:HG22	2.19	0.64
1:C:97:VAL:HG21	1:C:103:LEU:HB2	1.78	0.64
1:C:184:GLN:NE2	1:D:199:ASN:HB2	2.13	0.64
2:I:537:SER:HA	3:I:1000:ADP:O2A	1.98	0.64
2:J:86:ALA:C	2:J:90:GLU:OE1	2.41	0.64
2:K:86:ALA:C	2:K:90:GLU:OE1	2.41	0.64
1:A:290:MET:HE1	1:F:354:ARG:HD3	1.77	0.64
1:B:176:SER:OG	1:G:199:ASN:OD1	2.15	0.64
1:B:155:TYR:O	2:L:334:TYR:CB	2.46	0.64
2:L:86:ALA:C	2:L:90:GLU:OE1	2.41	0.63
2:N:701:ARG:NH1	2:N:712:GLU:OE1	2.32	0.63
2:I:86:ALA:C	2:I:90:GLU:OE1	2.41	0.63

Continued on next page...

Continued from previous page...

Atom-1	Atom-2	Interatomic distance (Å)	Clash overlap (Å)
2:I:89:ALA:HB2	2:P:227:ALA:HB1	1.79	0.63
2:I:701:ARG:NH1	2:I:712:GLU:OE1	2.32	0.63
2:O:701:ARG:NH1	2:O:712:GLU:OE1	2.32	0.63
2:J:701:ARG:NH1	2:J:712:GLU:OE1	2.32	0.63
1:A:354:ARG:CZ	1:H:290:MET:HE2	2.28	0.63
1:F:253:ASP:O	1:F:256:LYS:CE	2.44	0.63
2:K:531:MET:CE	2:K:665:VAL:HG22	2.19	0.63
2:K:701:ARG:NH1	2:K:712:GLU:OE1	2.32	0.63
2:P:39:THR:O	2:P:43:LEU:HG	1.99	0.63
1:A:290:MET:HE1	1:F:354:ARG:CD	2.29	0.63
1:F:199:ASN:OD1	1:G:176:SER:OG	2.16	0.63
2:M:701:ARG:NH1	2:M:712:GLU:OE1	2.32	0.63
2:L:539:GLY:N	3:L:1000:ADP:O1A	2.32	0.63
2:N:327:GLU:OE1	2:N:347:LYS:NZ	2.31	0.63
2:P:701:ARG:NH1	2:P:712:GLU:OE1	2.32	0.63
1:A:253:ASP:O	1:A:256:LYS:CE	2.44	0.63
2:L:701:ARG:NH1	2:L:712:GLU:OE1	2.32	0.63
2:P:86:ALA:C	2:P:90:GLU:OE1	2.41	0.63
1:D:354:ARG:NE	1:E:290:MET:HE1	2.14	0.63
1:H:110:TYR:HH	1:H:111:ARG:NH2	1.95	0.63
2:L:39:THR:O	2:L:43:LEU:HG	1.99	0.63
2:M:383:GLN:HG3	2:N:377:ARG:CZ	2.28	0.63
2:O:39:THR:O	2:O:43:LEU:HG	1.99	0.63
1:A:322:MET:SD	1:G:27:SER:CB	2.87	0.62
1:D:253:ASP:O	1:D:256:LYS:CE	2.44	0.62
1:H:337:GLN:O	1:H:339:TYR:N	2.27	0.62
2:I:39:THR:O	2:I:43:LEU:HG	1.99	0.62
2:K:514:ARG:NH2	2:L:617:SER:OG	2.32	0.62
2:N:300:VAL:HG21	2:O:365:MET:SD	2.39	0.62
2:K:39:THR:O	2:K:43:LEU:HG	1.99	0.62
2:N:86:ALA:C	2:N:90:GLU:OE1	2.41	0.62
1:F:322:MET:SD	1:F:322:MET:O	2.58	0.62
2:M:39:THR:O	2:M:43:LEU:HG	1.99	0.62
2:N:646:ILE:HG23	2:N:647:LEU:HD22	1.82	0.62
1:B:322:MET:SD	1:B:322:MET:O	2.58	0.62
1:A:322:MET:SD	1:A:322:MET:O	2.58	0.62
1:G:322:MET:SD	1:G:322:MET:O	2.58	0.62
2:L:514:ARG:NH2	2:M:617:SER:OG	2.32	0.62
2:P:327:GLU:OE1	2:P:347:LYS:NZ	2.31	0.62
1:H:253:ASP:O	1:H:256:LYS:CE	2.44	0.62
2:M:646:ILE:HG23	2:M:647:LEU:HD22	1.82	0.62

Continued on next page...

Continued from previous page...

Atom-1	Atom-2	Interatomic distance (Å)	Clash overlap (Å)
2:O:86:ALA:C	2:O:90:GLU:OE1	2.41	0.62
2:L:542:PHE:N	3:L:1000:ADP:O2B	2.30	0.62
1:E:322:MET:SD	1:E:322:MET:O	2.58	0.62
2:J:39:THR:O	2:J:43:LEU:HG	1.99	0.62
1:H:322:MET:SD	1:H:322:MET:O	2.58	0.61
2:I:365:MET:CE	2:P:300:VAL:HG21	2.30	0.61
2:N:39:THR:O	2:N:43:LEU:HG	1.99	0.61
2:P:646:ILE:HG23	2:P:647:LEU:HD22	1.82	0.61
2:O:327:GLU:OE1	2:O:347:LYS:NZ	2.31	0.61
2:L:334:TYR:O	2:L:335:THR:HG22	2.00	0.61
1:B:253:ASP:O	1:B:256:LYS:CE	2.44	0.61
2:K:334:TYR:O	2:K:335:THR:HG22	2.00	0.61
1:C:322:MET:SD	1:C:322:MET:O	2.58	0.61
2:L:327:GLU:OE1	2:L:347:LYS:NZ	2.31	0.61
2:P:334:TYR:O	2:P:335:THR:HG22	2.00	0.61
2:J:334:TYR:O	2:J:335:THR:HG22	2.00	0.61
2:M:334:TYR:O	2:M:335:THR:HG22	2.00	0.61
2:P:531:MET:CE	2:P:665:VAL:HG22	2.19	0.61
2:I:334:TYR:O	2:I:335:THR:HG22	2.00	0.61
2:O:334:TYR:O	2:O:335:THR:HG22	2.00	0.61
2:O:646:ILE:HG23	2:O:647:LEU:HD22	1.82	0.61
1:B:290:MET:CE	1:E:354:ARG:CZ	2.78	0.61
1:D:176:SER:OG	1:E:199:ASN:OD1	2.18	0.61
1:D:322:MET:O	1:D:322:MET:SD	2.58	0.61
2:K:327:GLU:OE1	2:K:347:LYS:NZ	2.31	0.60
2:L:646:ILE:HG23	2:L:647:LEU:HD22	1.82	0.60
2:N:476:GLN:OE1	3:N:1000:ADP:C2	2.54	0.60
1:B:28:ASN:C	1:B:29:MET:HE2	2.27	0.60
2:I:366:PRO:HB3	2:P:295:GLN:OE1	2.00	0.60
1:G:28:ASN:C	1:G:29:MET:HE2	2.27	0.60
1:B:199:ASN:OD1	1:E:176:SER:OG	2.18	0.60
2:J:327:GLU:OE1	2:J:347:LYS:NZ	2.31	0.60
2:M:531:MET:CE	2:M:665:VAL:HG22	2.19	0.60
2:N:334:TYR:O	2:N:335:THR:HG22	2.00	0.60
1:D:28:ASN:C	1:D:29:MET:HE2	2.26	0.60
1:E:28:ASN:C	1:E:29:MET:HE2	2.27	0.60
2:K:646:ILE:HG23	2:K:647:LEU:HD22	1.82	0.60
1:C:253:ASP:O	1:C:256:LYS:CE	2.44	0.60
1:F:28:ASN:C	1:F:29:MET:HE2	2.27	0.60
2:I:599:THR:HG21	2:I:604:PHE:CD2	2.37	0.60
2:L:515:THR:OG1	2:M:654:ILE:HD11	2.02	0.60

Continued on next page...

Continued from previous page...

Atom-1	Atom-2	Interatomic distance (Å)	Clash overlap (Å)
2:N:531:MET:HE1	2:N:665:VAL:CG2	2.23	0.60
1:A:337:GLN:O	1:A:339:TYR:N	2.27	0.60
1:B:109:GLN:O	1:B:111:ARG:N	2.35	0.60
2:L:531:MET:CE	2:L:665:VAL:HG22	2.19	0.60
2:M:599:THR:HG21	2:M:604:PHE:CD2	2.37	0.60
1:B:290:MET:HE1	1:E:354:ARG:NE	2.16	0.60
1:C:28:ASN:C	1:C:29:MET:HE2	2.27	0.60
2:J:646:ILE:HG23	2:J:647:LEU:HD22	1.82	0.60
2:K:599:THR:HG21	2:K:604:PHE:CD2	2.37	0.60
1:A:28:ASN:C	1:A:29:MET:HE2	2.26	0.59
1:A:290:MET:HE1	1:F:354:ARG:CZ	2.32	0.59
1:F:109:GLN:O	1:F:111:ARG:N	2.35	0.59
1:C:109:GLN:O	1:C:111:ARG:N	2.35	0.59
2:I:291:ASN:O	2:I:295:GLN:HG2	2.02	0.59
2:I:646:ILE:HG23	2:I:647:LEU:HD22	1.82	0.59
2:L:291:ASN:O	2:L:295:GLN:HG2	2.03	0.59
2:L:512:SER:HA	2:M:650:THR:HG21	1.83	0.59
2:M:528:VAL:C	2:M:529:LEU:HD12	2.27	0.59
1:A:109:GLN:O	1:A:111:ARG:N	2.35	0.59
2:M:291:ASN:O	2:M:295:GLN:HG2	2.03	0.59
2:P:599:THR:HG21	2:P:604:PHE:CD2	2.37	0.59
1:H:109:GLN:O	1:H:111:ARG:N	2.35	0.59
2:J:291:ASN:O	2:J:295:GLN:HG2	2.03	0.59
2:J:599:THR:HG21	2:J:604:PHE:CD2	2.37	0.59
2:L:528:VAL:C	2:L:529:LEU:HD12	2.27	0.59
1:C:110:TYR:HH	1:C:111:ARG:NH2	1.98	0.59
1:H:28:ASN:C	1:H:29:MET:HE2	2.27	0.59
2:I:537:SER:C	3:I:1000:ADP:O1A	2.45	0.59
2:K:291:ASN:O	2:K:295:GLN:HG2	2.03	0.59
2:K:541:THR:HB	3:K:1000:ADP:O2B	2.02	0.59
2:P:291:ASN:O	2:P:295:GLN:HG2	2.03	0.59
1:A:354:ARG:CD	1:H:290:MET:HE1	2.33	0.59
2:L:599:THR:HG21	2:L:604:PHE:CD2	2.37	0.59
2:P:528:VAL:C	2:P:529:LEU:HD12	2.27	0.59
1:E:109:GLN:O	1:E:111:ARG:N	2.35	0.59
1:H:152:LEU:O	1:H:156:ILE:N	2.28	0.59
2:I:327:GLU:OE1	2:I:347:LYS:NZ	2.31	0.59
2:J:528:VAL:C	2:J:529:LEU:HD12	2.27	0.59
2:L:715:TYR:CE2	2:M:567:LYS:HG3	2.38	0.59
2:K:514:ARG:NH1	2:L:618:GLU:OE2	2.32	0.59
2:N:599:THR:HG21	2:N:604:PHE:CD2	2.37	0.59

Continued on next page...

Continued from previous page...

Atom-1	Atom-2	Interatomic distance (Å)	Clash overlap (Å)
2:J:531:MET:HE1	2:J:665:VAL:CG2	2.23	0.59
2:K:528:VAL:C	2:K:529:LEU:HD12	2.27	0.59
2:N:596:ALA:HA	2:N:607:ILE:HD11	1.85	0.59
1:A:351:ARG:HH21	1:F:24:LEU:HB2	1.68	0.58
1:C:111:ARG:O	1:H:111:ARG:NH2	2.36	0.58
1:D:109:GLN:O	1:D:111:ARG:N	2.35	0.58
1:G:109:GLN:O	1:G:111:ARG:N	2.35	0.58
2:I:528:VAL:C	2:I:529:LEU:HD12	2.27	0.58
2:K:300:VAL:HG21	2:L:365:MET:SD	2.42	0.58
2:N:291:ASN:O	2:N:295:GLN:HG2	2.03	0.58
1:E:337:GLN:O	1:E:339:TYR:N	2.27	0.58
2:K:295:GLN:HG3	2:L:367:LYS:HE2	1.84	0.58
2:N:528:VAL:C	2:N:529:LEU:HD12	2.27	0.58
2:O:528:VAL:C	2:O:529:LEU:HD12	2.27	0.58
2:O:599:THR:HG21	2:O:604:PHE:CD2	2.37	0.58
2:O:596:ALA:HA	2:O:607:ILE:HD11	1.85	0.58
2:O:291:ASN:O	2:O:295:GLN:HG2	2.03	0.58
1:A:27:SER:CB	1:C:322:MET:SD	2.92	0.58
1:A:152:LEU:O	1:A:156:ILE:N	2.28	0.58
2:M:300:VAL:HG21	2:N:365:MET:SD	2.44	0.58
1:E:144:ILE:HG22	1:E:148:ILE:HD13	1.86	0.58
1:F:144:ILE:HG22	1:F:148:ILE:HD13	1.86	0.58
2:M:596:ALA:HA	2:M:607:ILE:HD11	1.85	0.58
2:I:716:LYS:O	2:J:567:LYS:CE	2.52	0.58
2:I:716:LYS:O	2:J:567:LYS:HE2	2.04	0.58
2:L:383:GLN:HG3	2:M:377:ARG:NH2	2.18	0.58
2:P:596:ALA:HA	2:P:607:ILE:HD11	1.85	0.58
1:A:346:THR:O	1:F:28:ASN:ND2	2.36	0.58
2:M:327:GLU:OE1	2:M:347:LYS:NZ	2.31	0.58
2:M:511:ARG:NE	2:N:618:GLU:OE2	2.36	0.58
1:C:144:ILE:HG22	1:C:148:ILE:HD13	1.86	0.57
1:D:144:ILE:HG22	1:D:148:ILE:HD13	1.86	0.57
2:I:717:SER:HA	2:J:567:LYS:HE2	1.85	0.57
2:M:398:ILE:HG12	2:N:271:PHE:CE2	2.40	0.57
2:N:621:MET:HE1	2:N:654:ILE:HG23	1.87	0.57
1:A:341:VAL:HG21	1:H:328:LEU:CD1	2.33	0.57
1:C:328:LEU:HD11	1:H:341:VAL:HG21	1.86	0.57
1:H:144:ILE:HG22	1:H:148:ILE:HD13	1.86	0.57
2:K:596:ALA:HA	2:K:607:ILE:HD11	1.85	0.57
2:M:300:VAL:HG13	2:N:369:GLN:OE1	2.04	0.57
1:A:354:ARG:NH1	1:H:290:MET:CE	2.68	0.57

Continued on next page...

Continued from previous page...

Atom-1	Atom-2	Interatomic distance (Å)	Clash overlap (Å)
1:B:144:ILE:HG22	1:B:148:ILE:HD13	1.86	0.57
1:G:144:ILE:HG22	1:G:148:ILE:HD13	1.86	0.57
2:I:537:SER:HA	3:I:1000:ADP:O1A	2.03	0.57
2:L:515:THR:HG21	2:M:654:ILE:HD13	1.85	0.57
2:L:621:MET:HE1	2:L:654:ILE:HG23	1.87	0.57
2:I:596:ALA:HA	2:I:607:ILE:HD11	1.85	0.57
2:L:596:ALA:HA	2:L:607:ILE:HD11	1.85	0.57
2:M:621:MET:HE1	2:M:654:ILE:HG23	1.87	0.57
1:A:144:ILE:HG22	1:A:148:ILE:HD13	1.86	0.57
1:B:290:MET:SD	1:B:290:MET:C	2.88	0.57
1:C:301:ILE:HB	1:C:341:VAL:CG2	2.35	0.57
2:J:596:ALA:HA	2:J:607:ILE:HD11	1.85	0.57
2:O:621:MET:HE1	2:O:654:ILE:HG23	1.87	0.57
1:H:301:ILE:HB	1:H:341:VAL:CG2	2.35	0.57
1:C:152:LEU:O	1:C:156:ILE:N	2.28	0.57
1:D:290:MET:C	1:D:290:MET:SD	2.88	0.57
1:G:290:MET:SD	1:G:290:MET:C	2.88	0.57
2:I:59:ASP:OD1	2:J:97:ARG:NH2	2.37	0.57
1:A:290:MET:C	1:A:290:MET:SD	2.88	0.57
1:B:155:TYR:O	2:L:334:TYR:HB2	2.05	0.57
1:E:290:MET:SD	1:E:290:MET:C	2.88	0.57
1:H:290:MET:SD	1:H:290:MET:C	2.88	0.57
2:K:621:MET:HE1	2:K:654:ILE:HG23	1.87	0.57
1:A:290:MET:HE2	1:F:354:ARG:CZ	2.35	0.56
1:C:290:MET:SD	1:C:290:MET:C	2.88	0.56
1:C:27:SER:N	1:D:351:ARG:HH12	2.03	0.56
1:B:301:ILE:HB	1:B:341:VAL:CG2	2.35	0.56
1:D:152:LEU:O	1:D:156:ILE:N	2.28	0.56
1:E:253:ASP:O	1:E:256:LYS:CE	2.44	0.56
2:L:513:LEU:O	2:L:517:LEU:HG	2.05	0.56
2:M:383:GLN:OE1	2:N:377:ARG:NH1	2.38	0.56
1:A:301:ILE:HB	1:A:341:VAL:CG2	2.35	0.56
1:D:301:ILE:HB	1:D:341:VAL:CG2	2.35	0.56
2:M:513:LEU:O	2:M:517:LEU:HG	2.05	0.56
2:M:715:TYR:CE2	2:N:566:ARG:HB2	2.40	0.56
1:E:301:ILE:HB	1:E:341:VAL:CG2	2.35	0.56
1:G:253:ASP:O	1:G:256:LYS:CE	2.44	0.56
1:G:301:ILE:HB	1:G:341:VAL:CG2	2.35	0.56
2:P:596:ALA:HA	2:P:607:ILE:CD1	2.36	0.56
1:C:338:PRO:C	1:C:339:TYR:CD1	2.82	0.56
2:P:537:SER:HA	3:P:1000:ADP:PA	2.45	0.56

Continued on next page...

Continued from previous page...

Atom-1	Atom-2	Interatomic distance (Å)	Clash overlap (Å)
1:F:290:MET:SD	1:F:290:MET:C	2.88	0.56
2:N:513:LEU:O	2:N:517:LEU:HG	2.05	0.56
2:O:596:ALA:HA	2:O:607:ILE:CD1	2.36	0.56
2:P:453:ILE:HD11	2:P:458:VAL:HB	1.88	0.56
2:P:621:MET:HE1	2:P:654:ILE:HG23	1.87	0.56
1:B:110:TYR:CZ	1:G:109:GLN:O	2.59	0.56
2:J:514:ARG:NH2	2:K:617:SER:OG	2.38	0.56
2:K:513:LEU:O	2:K:517:LEU:HG	2.05	0.56
2:O:513:LEU:O	2:O:517:LEU:HG	2.05	0.56
1:A:27:SER:OG	1:A:29:MET:HE1	2.06	0.56
1:A:354:ARG:NH1	1:H:290:MET:HE2	2.21	0.56
2:M:596:ALA:HA	2:M:607:ILE:CD1	2.36	0.56
2:O:453:ILE:HD11	2:O:458:VAL:HB	1.88	0.56
2:P:513:LEU:O	2:P:517:LEU:HG	2.05	0.56
1:A:111:ARG:HD3	1:H:113:SER:OG	2.05	0.55
1:B:322:MET:SD	1:D:27:SER:HB2	2.45	0.55
1:C:109:GLN:O	1:H:110:TYR:CZ	2.60	0.55
1:H:27:SER:OG	1:H:29:MET:HE1	2.06	0.55
2:I:621:MET:HE1	2:I:654:ILE:HG23	1.87	0.55
2:J:513:LEU:O	2:J:517:LEU:HG	2.05	0.55
2:J:621:MET:HE1	2:J:654:ILE:HG23	1.87	0.55
2:L:596:ALA:HA	2:L:607:ILE:CD1	2.36	0.55
2:N:596:ALA:HA	2:N:607:ILE:CD1	2.36	0.55
1:B:152:LEU:O	1:B:156:ILE:N	2.28	0.55
1:F:301:ILE:HB	1:F:341:VAL:CG2	2.35	0.55
1:C:27:SER:OG	1:C:29:MET:HE1	2.06	0.55
1:F:152:LEU:O	1:F:156:ILE:N	2.28	0.55
2:I:513:LEU:O	2:I:517:LEU:HG	2.05	0.55
2:I:596:ALA:HA	2:I:607:ILE:CD1	2.36	0.55
2:M:411:ASP:OD2	2:N:97:ARG:HB2	2.05	0.55
2:I:453:ILE:HD11	2:I:458:VAL:HB	1.88	0.55
1:C:290:MET:HE2	1:H:354:ARG:NH1	2.22	0.55
1:F:27:SER:OG	1:F:29:MET:HE1	2.06	0.55
2:L:453:ILE:HD11	2:L:458:VAL:HB	1.88	0.55
2:N:453:ILE:HD11	2:N:458:VAL:HB	1.88	0.55
1:A:328:LEU:CD1	1:F:341:VAL:HG21	2.36	0.55
1:D:27:SER:OG	1:D:29:MET:HE1	2.06	0.55
1:E:152:LEU:O	1:E:156:ILE:N	2.28	0.55
1:D:121:GLN:OE1	1:E:141:LEU:HD11	2.06	0.55
1:H:338:PRO:C	1:H:339:TYR:CD1	2.82	0.55
2:K:453:ILE:HD11	2:K:458:VAL:HB	1.88	0.55

Continued on next page...

Continued from previous page...

Atom-1	Atom-2	Interatomic distance (Å)	Clash overlap (Å)
1:C:346:THR:O	1:H:28:ASN:ND2	2.40	0.55
1:F:26:GLY:HA3	1:H:290:MET:HG2	1.88	0.55
1:F:290:MET:SD	1:F:290:MET:O	2.65	0.55
2:K:86:ALA:O	2:K:90:GLU:OE1	2.25	0.55
2:K:596:ALA:HA	2:K:607:ILE:CD1	2.36	0.55
2:L:86:ALA:O	2:L:90:GLU:OE1	2.25	0.55
2:M:539:GLY:HA2	3:M:1000:ADP:O3A	2.07	0.55
2:P:86:ALA:O	2:P:90:GLU:OE1	2.25	0.55
1:C:290:MET:SD	1:C:290:MET:O	2.65	0.55
1:E:27:SER:OG	1:E:29:MET:HE1	2.06	0.55
1:F:111:ARG:O	1:G:111:ARG:NH2	2.39	0.55
2:M:86:ALA:O	2:M:90:GLU:OE1	2.25	0.55
2:J:86:ALA:O	2:J:90:GLU:OE1	2.25	0.54
2:M:473:SER:N	3:M:1000:ADP:N1	2.43	0.54
2:O:531:MET:HE1	2:O:665:VAL:CG2	2.23	0.54
1:B:290:MET:SD	1:B:290:MET:O	2.65	0.54
1:E:338:PRO:C	1:E:339:TYR:CD1	2.82	0.54
2:I:86:ALA:O	2:I:90:GLU:OE1	2.25	0.54
2:J:596:ALA:HA	2:J:607:ILE:CD1	2.36	0.54
1:D:338:PRO:C	1:D:339:TYR:CD1	2.82	0.54
2:P:291:ASN:O	2:P:295:GLN:NE2	2.40	0.54
1:B:111:ARG:O	1:E:111:ARG:NH2	2.38	0.54
1:E:290:MET:SD	1:E:290:MET:O	2.65	0.54
1:H:290:MET:SD	1:H:290:MET:O	2.65	0.54
2:J:291:ASN:O	2:J:295:GLN:NE2	2.40	0.54
2:M:291:ASN:O	2:M:295:GLN:NE2	2.40	0.54
1:A:109:GLN:HB2	1:F:110:TYR:CE1	2.43	0.54
2:I:88:ASP:HB3	2:P:224:GLY:HA3	1.88	0.54
2:I:291:ASN:O	2:I:295:GLN:NE2	2.40	0.54
2:K:291:ASN:O	2:K:295:GLN:NE2	2.40	0.54
2:L:715:TYR:CD1	2:M:567:LYS:HE3	2.42	0.54
1:G:27:SER:OG	1:G:29:MET:HE1	2.06	0.54
2:I:260:ARG:HG2	2:P:65:GLU:OE2	2.07	0.54
2:L:715:TYR:CD2	2:M:566:ARG:HB2	2.43	0.54
2:O:86:ALA:O	2:O:90:GLU:OE1	2.25	0.54
2:M:515:THR:OG1	2:N:654:ILE:HD11	2.07	0.54
2:N:86:ALA:O	2:N:90:GLU:OE1	2.25	0.54
1:F:92:VAL:C	1:F:93:LEU:HD22	2.33	0.54
1:G:152:LEU:O	1:G:156:ILE:N	2.28	0.54
2:N:291:ASN:O	2:N:295:GLN:NE2	2.40	0.54
1:B:338:PRO:C	1:B:339:TYR:CD1	2.82	0.54

Continued on next page...

Continued from previous page...

Atom-1	Atom-2	Interatomic distance (Å)	Clash overlap (Å)
1:G:92:VAL:C	1:G:93:LEU:HD22	2.33	0.54
1:H:92:VAL:C	1:H:93:LEU:HD22	2.33	0.54
1:A:290:MET:SD	1:A:290:MET:O	2.65	0.54
1:B:27:SER:OG	1:B:29:MET:HE1	2.06	0.54
1:G:290:MET:SD	1:G:290:MET:O	2.65	0.54
2:I:276:LEU:CD2	2:I:389:LEU:CB	2.86	0.54
2:J:453:ILE:HD11	2:J:458:VAL:HB	1.88	0.54
2:L:531:MET:HE1	2:L:665:VAL:CG2	2.23	0.54
2:M:411:ASP:OD2	2:N:97:ARG:NE	2.22	0.54
1:B:296:SER:O	1:B:319:GLN:NE2	2.41	0.53
1:B:322:MET:SD	1:D:27:SER:CB	2.96	0.53
1:F:296:SER:O	1:F:319:GLN:NE2	2.41	0.53
2:J:531:MET:CE	2:J:665:VAL:HG22	2.19	0.53
1:A:92:VAL:C	1:A:93:LEU:HD22	2.33	0.53
1:C:92:VAL:C	1:C:93:LEU:HD22	2.33	0.53
1:C:290:MET:HE2	1:H:354:ARG:CZ	2.37	0.53
1:E:296:SER:O	1:E:319:GLN:NE2	2.41	0.53
1:G:296:SER:O	1:G:319:GLN:NE2	2.41	0.53
1:D:290:MET:SD	1:D:290:MET:O	2.65	0.53
2:I:674:LYS:NZ	2:P:707:ASP:OD2	2.23	0.53
2:J:331:SER:O	2:J:333:LEU:N	2.42	0.53
2:L:291:ASN:O	2:L:295:GLN:NE2	2.40	0.53
2:M:453:ILE:HD11	2:M:458:VAL:HB	1.88	0.53
2:N:334:TYR:C	2:N:335:THR:HG22	2.33	0.53
1:A:290:MET:HG2	1:G:26:GLY:HA3	1.89	0.53
1:A:296:SER:O	1:A:319:GLN:NE2	2.41	0.53
1:B:92:VAL:C	1:B:93:LEU:HD22	2.33	0.53
1:D:92:VAL:C	1:D:93:LEU:HD22	2.33	0.53
1:E:92:VAL:C	1:E:93:LEU:HD22	2.33	0.53
2:I:531:MET:HE1	2:I:665:VAL:CG2	2.23	0.53
2:N:276:LEU:CD2	2:N:389:LEU:CB	2.86	0.53
2:O:334:TYR:C	2:O:335:THR:HG22	2.34	0.53
2:P:334:TYR:C	2:P:335:THR:HG22	2.33	0.53
1:A:338:PRO:C	1:A:339:TYR:CD1	2.82	0.53
1:D:184:GLN:NE2	1:E:199:ASN:HB2	2.24	0.53
2:I:686:ASN:OD1	2:P:515:THR:HG22	2.08	0.53
2:N:331:SER:O	2:N:333:LEU:N	2.42	0.53
1:A:354:ARG:HD3	1:H:290:MET:HE1	1.90	0.53
1:C:176:SER:OG	1:D:199:ASN:OD1	2.27	0.53
2:I:331:SER:O	2:I:333:LEU:N	2.42	0.53
2:I:334:TYR:C	2:I:335:THR:HG22	2.33	0.53

Continued on next page...

Continued from previous page...

Atom-1	Atom-2	Interatomic distance (Å)	Clash overlap (Å)
2:K:331:SER:O	2:K:333:LEU:N	2.42	0.53
2:P:276:LEU:CD2	2:P:389:LEU:CB	2.86	0.53
1:B:354:ARG:NH1	1:G:290:MET:CE	2.72	0.53
2:J:334:TYR:C	2:J:335:THR:HG22	2.33	0.53
1:B:29:MET:CE	1:F:325:ALA:H	2.21	0.53
1:H:296:SER:O	1:H:319:GLN:NE2	2.41	0.53
2:K:334:TYR:C	2:K:335:THR:HG22	2.33	0.53
2:L:429:LEU:O	2:L:432:ILE:HG22	2.09	0.53
2:O:530:MET:SD	2:O:655:VAL:CG1	2.97	0.53
1:C:296:SER:O	1:C:319:GLN:NE2	2.41	0.53
1:H:253:ASP:HA	1:H:256:LYS:HZ1	1.73	0.53
2:I:429:LEU:O	2:I:432:ILE:HG22	2.09	0.53
2:I:530:MET:SD	2:I:655:VAL:CG1	2.97	0.53
2:I:536:PRO:HG3	2:P:715:TYR:CE1	2.43	0.53
2:P:530:MET:SD	2:P:655:VAL:CG1	2.97	0.53
1:B:155:TYR:O	2:L:334:TYR:HB3	2.08	0.52
1:C:141:LEU:HD11	1:H:121:GLN:OE1	2.09	0.52
2:L:334:TYR:C	2:L:335:THR:HG22	2.33	0.52
2:M:295:GLN:HG3	2:N:367:LYS:HE2	1.90	0.52
2:M:331:SER:O	2:M:333:LEU:N	2.42	0.52
2:M:429:LEU:O	2:M:432:ILE:HG22	2.09	0.52
2:O:331:SER:O	2:O:333:LEU:N	2.42	0.52
1:F:290:MET:HE2	1:G:354:ARG:CZ	2.39	0.52
2:L:515:THR:CG2	2:M:654:ILE:CD1	2.87	0.52
2:L:530:MET:SD	2:L:655:VAL:CG1	2.97	0.52
2:N:530:MET:SD	2:N:655:VAL:CG1	2.97	0.52
2:O:276:LEU:CD2	2:O:389:LEU:CB	2.86	0.52
1:F:338:PRO:C	1:F:339:TYR:CD1	2.82	0.52
2:O:295:GLN:OE1	2:P:366:PRO:HB2	2.09	0.52
2:P:436:LEU:HD23	2:P:440:ILE:HD12	1.92	0.52
2:I:715:TYR:HE1	2:J:536:PRO:HB3	1.75	0.52
2:J:429:LEU:O	2:J:432:ILE:HG22	2.09	0.52
2:K:429:LEU:O	2:K:432:ILE:HG22	2.09	0.52
2:O:291:ASN:O	2:O:295:GLN:NE2	2.40	0.52
2:P:429:LEU:O	2:P:432:ILE:HG22	2.09	0.52
1:G:338:PRO:C	1:G:339:TYR:CD1	2.82	0.52
2:I:715:TYR:CE1	2:J:536:PRO:HG3	2.44	0.52
2:J:338:HIS:CB	2:J:339:PRO:HD3	2.38	0.52
2:J:530:MET:SD	2:J:655:VAL:CG1	2.97	0.52
2:M:436:LEU:HD23	2:M:440:ILE:HD12	1.92	0.52
2:L:331:SER:O	2:L:333:LEU:N	2.42	0.52

Continued on next page...

Continued from previous page...

Atom-1	Atom-2	Interatomic distance (Å)	Clash overlap (Å)
2:M:334:TYR:C	2:M:335:THR:HG22	2.34	0.52
2:M:530:MET:SD	2:M:655:VAL:CG1	2.97	0.52
2:O:436:LEU:HD23	2:O:440:ILE:HD12	1.92	0.52
2:P:331:SER:O	2:P:333:LEU:N	2.42	0.52
1:C:290:MET:CE	1:H:354:ARG:NH1	2.73	0.52
1:D:296:SER:O	1:D:319:GLN:NE2	2.41	0.52
2:K:276:LEU:CD2	2:K:389:LEU:CB	2.86	0.52
2:M:715:TYR:CD2	2:N:566:ARG:HB2	2.44	0.52
2:P:531:MET:HE1	2:P:665:VAL:CG2	2.23	0.52
2:I:377:ARG:HH21	2:P:386:TYR:HD2	1.57	0.52
2:M:476:GLN:NE2	3:M:1000:ADP:H2'	2.25	0.52
2:O:300:VAL:HG21	2:P:365:MET:CE	2.39	0.52
2:I:531:MET:CE	2:I:665:VAL:HG22	2.19	0.52
2:K:530:MET:SD	2:K:655:VAL:CG1	2.97	0.52
2:L:276:LEU:CD2	2:L:389:LEU:CB	2.86	0.52
1:D:253:ASP:HA	1:D:256:LYS:HZ1	1.75	0.52
2:K:531:MET:HE1	2:K:665:VAL:CG2	2.23	0.52
2:N:429:LEU:O	2:N:432:ILE:HG22	2.09	0.52
2:O:429:LEU:O	2:O:432:ILE:HG22	2.09	0.51
1:C:351:ARG:NH2	1:H:24:LEU:HB2	2.24	0.51
1:C:371:ASP:OD2	1:D:367:ARG:NH2	2.44	0.51
2:P:558:VAL:HG13	2:P:604:PHE:HD1	1.76	0.51
2:L:179:MET:CE	2:L:186:THR:HB	2.41	0.51
2:O:497:LEU:HD23	2:O:542:PHE:HE1	1.76	0.51
1:B:253:ASP:HA	1:B:256:LYS:HZ1	1.75	0.51
1:E:328:LEU:C	1:E:328:LEU:HD12	2.36	0.51
1:F:271:MET:SD	1:F:276:MET:HB2	2.51	0.51
1:H:271:MET:SD	1:H:276:MET:HB2	2.51	0.51
2:I:179:MET:CE	2:I:186:THR:HB	2.41	0.51
1:A:325:ALA:H	1:G:29:MET:CE	2.24	0.51
1:C:271:MET:SD	1:C:276:MET:HB2	2.51	0.51
2:K:179:MET:CE	2:K:186:THR:HB	2.41	0.51
2:K:436:LEU:HD23	2:K:440:ILE:HD12	1.92	0.51
2:L:436:LEU:HD23	2:L:440:ILE:HD12	1.92	0.51
2:P:179:MET:CE	2:P:186:THR:HB	2.41	0.51
1:B:328:LEU:C	1:B:328:LEU:HD12	2.36	0.51
1:D:328:LEU:C	1:D:328:LEU:HD12	2.36	0.51
2:K:558:VAL:HG13	2:K:604:PHE:HD1	1.76	0.51
2:M:338:HIS:CB	2:M:339:PRO:HD3	2.39	0.51
2:M:539:GLY:CA	3:M:1000:ADP:O3A	2.58	0.51
2:N:436:LEU:HD23	2:N:440:ILE:HD12	1.92	0.51

Continued on next page...

Continued from previous page...

Atom-1	Atom-2	Interatomic distance (Å)	Clash overlap (Å)
2:N:497:LEU:HD23	2:N:542:PHE:HE1	1.76	0.51
2:P:338:HIS:CB	2:P:339:PRO:HD3	2.39	0.51
1:A:328:LEU:C	1:A:328:LEU:HD12	2.36	0.51
2:L:138:VAL:HG22	2:L:189:VAL:HG22	1.93	0.51
2:L:411:ASP:OD2	2:M:97:ARG:HB2	2.11	0.51
2:M:558:VAL:HG13	2:M:604:PHE:HD1	1.76	0.51
2:I:497:LEU:HD23	2:I:542:PHE:HE1	1.76	0.51
2:L:515:THR:CG2	2:M:654:ILE:HD13	2.41	0.51
2:P:497:LEU:HD23	2:P:542:PHE:HE1	1.76	0.51
1:A:271:MET:SD	1:A:276:MET:HB2	2.51	0.51
1:C:253:ASP:HA	1:C:256:LYS:HZ1	1.75	0.51
1:C:328:LEU:C	1:C:328:LEU:HD12	2.35	0.51
2:I:717:SER:CA	2:J:567:LYS:HE2	2.41	0.51
2:J:138:VAL:HG22	2:J:189:VAL:HG22	1.93	0.51
2:M:599:THR:HG21	2:M:604:PHE:CE2	2.46	0.51
2:O:590:GLY:O	2:O:624:ARG:NH2	2.44	0.51
1:F:141:LEU:HD11	1:G:121:GLN:OE1	2.11	0.50
2:I:138:VAL:HG22	2:I:189:VAL:HG22	1.93	0.50
2:I:436:LEU:HD23	2:I:440:ILE:HD12	1.92	0.50
2:J:276:LEU:CD2	2:J:389:LEU:CB	2.86	0.50
2:K:295:GLN:HG3	2:L:367:LYS:CE	2.41	0.50
2:L:558:VAL:HG13	2:L:604:PHE:HD1	1.76	0.50
2:L:599:THR:HG21	2:L:604:PHE:CE2	2.46	0.50
2:N:590:GLY:O	2:N:624:ARG:NH2	2.44	0.50
2:O:179:MET:CE	2:O:186:THR:HB	2.41	0.50
2:P:338:HIS:HB3	2:P:339:PRO:CD	2.39	0.50
1:G:328:LEU:C	1:G:328:LEU:HD12	2.36	0.50
1:H:175:ILE:HD12	1:H:201:ALA:HB2	1.93	0.50
2:J:599:THR:HG21	2:J:604:PHE:CE2	2.46	0.50
2:L:715:TYR:CE2	2:M:566:ARG:HB2	2.46	0.50
2:M:179:MET:CE	2:M:186:THR:HB	2.41	0.50
2:P:599:THR:HG21	2:P:604:PHE:CE2	2.46	0.50
1:D:271:MET:SD	1:D:276:MET:HB2	2.50	0.50
2:J:179:MET:CE	2:J:186:THR:HB	2.41	0.50
2:J:338:HIS:HB3	2:J:339:PRO:CD	2.39	0.50
2:J:436:LEU:HD23	2:J:440:ILE:HD12	1.92	0.50
2:J:558:VAL:HG13	2:J:604:PHE:HD1	1.76	0.50
2:K:599:THR:HG21	2:K:604:PHE:CE2	2.47	0.50
2:M:138:VAL:HG22	2:M:189:VAL:HG22	1.93	0.50
2:O:558:VAL:HG13	2:O:604:PHE:HD1	1.76	0.50
1:B:175:ILE:HD12	1:B:201:ALA:HB2	1.93	0.50

Continued on next page...

Continued from previous page...

Atom-1	Atom-2	Interatomic distance (Å)	Clash overlap (Å)
1:B:271:MET:SD	1:B:276:MET:HB2	2.51	0.50
1:E:27:SER:HB2	1:G:322:MET:SD	2.51	0.50
1:E:271:MET:SD	1:E:276:MET:HB2	2.51	0.50
2:J:537:SER:HA	3:J:1000:ADP:PA	2.52	0.50
2:L:411:ASP:OD2	2:M:97:ARG:NE	2.23	0.50
2:L:497:LEU:HD23	2:L:542:PHE:HE1	1.76	0.50
1:A:175:ILE:HD12	1:A:201:ALA:HB2	1.93	0.50
2:K:276:LEU:HD21	2:K:389:LEU:CB	2.31	0.50
2:M:276:LEU:CD2	2:M:389:LEU:CB	2.86	0.50
2:N:620:LEU:HD12	2:N:625:PHE:CE1	2.47	0.50
1:C:93:LEU:HD13	1:C:165:ILE:HA	1.94	0.50
1:C:175:ILE:HD12	1:C:201:ALA:HB2	1.93	0.50
1:D:110:TYR:CZ	1:E:109:GLN:O	2.65	0.50
1:G:308:GLY:HA3	1:G:313:LYS:O	2.12	0.50
2:I:338:HIS:HB3	2:I:339:PRO:CD	2.39	0.50
2:I:599:THR:HG21	2:I:604:PHE:CE2	2.46	0.50
2:N:179:MET:CE	2:N:186:THR:HB	2.41	0.50
2:N:558:VAL:HG13	2:N:604:PHE:HD1	1.76	0.50
2:N:599:THR:HG21	2:N:604:PHE:CE2	2.46	0.50
1:A:308:GLY:HA3	1:A:313:LYS:O	2.12	0.50
1:C:121:GLN:OE1	1:D:141:LEU:HD11	2.12	0.50
1:C:308:GLY:HA3	1:C:313:LYS:O	2.12	0.50
1:E:308:GLY:HA3	1:E:313:LYS:O	2.12	0.50
1:F:93:LEU:HD13	1:F:165:ILE:HA	1.94	0.50
1:G:93:LEU:HD13	1:G:165:ILE:HA	1.94	0.50
2:J:620:LEU:HD12	2:J:625:PHE:CE1	2.47	0.50
2:L:620:LEU:HD12	2:L:625:PHE:CE1	2.47	0.50
2:M:420:LEU:C	2:M:420:LEU:HD23	2.37	0.50
2:M:497:LEU:HD23	2:M:542:PHE:HE1	1.76	0.50
2:O:620:LEU:HD12	2:O:625:PHE:CE1	2.47	0.50
1:C:367:ARG:NH2	1:H:371:ASP:OD2	2.45	0.50
1:H:93:LEU:HD13	1:H:165:ILE:HA	1.94	0.50
2:O:179:MET:HE2	2:O:181:LYS:HE2	1.94	0.50
1:A:93:LEU:HD13	1:A:165:ILE:HA	1.94	0.50
1:B:111:ARG:NH2	1:G:111:ARG:O	2.40	0.50
1:F:328:LEU:C	1:F:328:LEU:HD12	2.36	0.50
2:K:497:LEU:HD23	2:K:542:PHE:HE1	1.76	0.50
2:P:590:GLY:O	2:P:624:ARG:NH2	2.44	0.50
2:P:620:LEU:HD12	2:P:625:PHE:CE1	2.47	0.50
1:A:367:ARG:NH2	1:F:371:ASP:OD2	2.45	0.49
1:D:93:LEU:HD13	1:D:165:ILE:HA	1.94	0.49

Continued on next page...

Continued from previous page...

Atom-1	Atom-2	Interatomic distance (Å)	Clash overlap (Å)
1:G:271:MET:SD	1:G:276:MET:HB2	2.51	0.49
2:L:179:MET:HE2	2:L:181:LYS:HE2	1.94	0.49
2:N:414:ILE:HG21	2:O:208:LEU:HD12	1.93	0.49
2:N:420:LEU:HD23	2:N:420:LEU:C	2.37	0.49
1:D:175:ILE:HD12	1:D:201:ALA:HB2	1.93	0.49
1:E:175:ILE:HD12	1:E:201:ALA:HB2	1.93	0.49
1:F:175:ILE:HD12	1:F:201:ALA:HB2	1.93	0.49
1:H:308:GLY:HA3	1:H:313:LYS:O	2.12	0.49
1:H:328:LEU:HD12	1:H:328:LEU:C	2.36	0.49
2:I:420:LEU:HD23	2:I:420:LEU:C	2.37	0.49
2:J:497:LEU:HD23	2:J:542:PHE:HE1	1.76	0.49
2:K:138:VAL:HG22	2:K:189:VAL:HG22	1.93	0.49
2:K:414:ILE:HG21	2:L:208:LEU:HD12	1.94	0.49
2:M:590:GLY:O	2:M:624:ARG:NH2	2.44	0.49
2:M:620:LEU:HD12	2:M:625:PHE:CE1	2.47	0.49
2:O:300:VAL:HG21	2:P:365:MET:HE1	1.94	0.49
2:P:420:LEU:HD23	2:P:420:LEU:C	2.37	0.49
1:A:55:LEU:HB2	1:A:330:MET:HE3	1.95	0.49
1:B:93:LEU:HD13	1:B:165:ILE:HA	1.94	0.49
1:B:371:ASP:OD2	1:G:367:ARG:NH2	2.45	0.49
1:F:55:LEU:HB2	1:F:330:MET:HE3	1.95	0.49
2:I:393:GLU:OE2	2:I:397:LYS:NZ	2.45	0.49
2:K:420:LEU:HD23	2:K:420:LEU:C	2.37	0.49
1:A:23:VAL:O	1:A:23:VAL:HG12	2.13	0.49
1:C:55:LEU:HB2	1:C:330:MET:HE3	1.95	0.49
1:E:93:LEU:HD13	1:E:165:ILE:HA	1.94	0.49
1:G:55:LEU:HB2	1:G:330:MET:HE3	1.95	0.49
2:I:558:VAL:HG13	2:I:604:PHE:HD1	1.76	0.49
2:K:179:MET:HE2	2:K:181:LYS:HE2	1.94	0.49
2:K:620:LEU:HD12	2:K:625:PHE:CE1	2.47	0.49
2:M:539:GLY:N	3:M:1000:ADP:O3A	2.46	0.49
2:O:420:LEU:HD23	2:O:420:LEU:C	2.37	0.49
2:P:179:MET:HE2	2:P:181:LYS:HE2	1.94	0.49
1:G:175:ILE:HD12	1:G:201:ALA:HB2	1.93	0.49
2:I:620:LEU:HD12	2:I:625:PHE:CE1	2.47	0.49
2:J:420:LEU:C	2:J:420:LEU:HD23	2.37	0.49
2:K:338:HIS:HB3	2:K:339:PRO:CD	2.39	0.49
2:K:338:HIS:CB	2:K:339:PRO:HD3	2.39	0.49
2:K:582:LEU:O	2:K:585:ILE:HG22	2.13	0.49
2:L:420:LEU:HD23	2:L:420:LEU:C	2.37	0.49
2:M:582:LEU:O	2:M:585:ILE:HG22	2.13	0.49

Continued on next page...

Continued from previous page...

Atom-1	Atom-2	Interatomic distance (Å)	Clash overlap (Å)
2:N:138:VAL:HG22	2:N:189:VAL:HG22	1.93	0.49
2:O:582:LEU:O	2:O:585:ILE:HG22	2.13	0.49
2:O:599:THR:HG21	2:O:604:PHE:CE2	2.47	0.49
2:P:138:VAL:HG22	2:P:189:VAL:HG22	1.93	0.49
2:P:582:LEU:O	2:P:585:ILE:HG22	2.13	0.49
1:G:23:VAL:HG12	1:G:23:VAL:O	2.13	0.49
2:J:582:LEU:O	2:J:585:ILE:HG22	2.13	0.49
2:N:179:MET:HE2	2:N:181:LYS:HE2	1.94	0.49
2:O:565:MET:HE1	2:O:620:LEU:HD23	1.95	0.49
1:B:308:GLY:HA3	1:B:313:LYS:O	2.12	0.49
1:H:55:LEU:HB2	1:H:330:MET:HE3	1.95	0.49
2:I:210:MET:O	2:I:214:LEU:HD23	2.13	0.49
2:J:630:ASN:O	2:J:633:SER:OG	2.31	0.49
2:M:210:MET:O	2:M:214:LEU:HD23	2.13	0.49
2:O:138:VAL:HG22	2:O:189:VAL:HG22	1.93	0.49
2:O:210:MET:O	2:O:214:LEU:HD23	2.13	0.49
2:O:338:HIS:HB3	2:O:339:PRO:CD	2.39	0.49
2:O:565:MET:HE1	2:O:620:LEU:CD2	2.43	0.49
1:B:109:GLN:O	1:E:110:TYR:CZ	2.65	0.49
1:D:55:LEU:HB2	1:D:330:MET:HE3	1.95	0.49
1:E:110:TYR:N	1:E:110:TYR:CD1	2.81	0.49
2:I:179:MET:HE2	2:I:181:LYS:HE2	1.94	0.49
2:I:582:LEU:O	2:I:585:ILE:HG22	2.13	0.49
2:L:276:LEU:HD21	2:L:389:LEU:CB	2.31	0.49
2:N:582:LEU:O	2:N:585:ILE:HG22	2.13	0.49
1:B:23:VAL:O	1:B:23:VAL:HG12	2.13	0.49
1:D:23:VAL:O	1:D:23:VAL:HG12	2.13	0.49
1:D:308:GLY:HA3	1:D:313:LYS:O	2.12	0.49
2:J:65:GLU:OE1	2:K:260:ARG:NE	2.42	0.49
2:J:393:GLU:OE2	2:J:397:LYS:NZ	2.45	0.49
2:L:393:GLU:OE2	2:L:397:LYS:NZ	2.45	0.49
2:M:531:MET:HE1	2:M:665:VAL:CG2	2.23	0.49
1:C:111:ARG:NH1	1:D:113:SER:OG	2.46	0.49
1:D:110:TYR:N	1:D:110:TYR:CD1	2.81	0.49
2:I:86:ALA:O	2:I:89:ALA:N	2.46	0.49
2:J:210:MET:O	2:J:214:LEU:HD23	2.13	0.49
2:J:276:LEU:HD21	2:J:389:LEU:CB	2.31	0.49
2:K:210:MET:O	2:K:214:LEU:HD23	2.13	0.49
2:L:539:GLY:H	3:L:1000:ADP:PA	2.36	0.49
2:M:414:ILE:HG21	2:N:208:LEU:HD12	1.95	0.49
2:N:630:ASN:O	2:N:633:SER:OG	2.31	0.49

Continued on next page...

Continued from previous page...

Atom-1	Atom-2	Interatomic distance (Å)	Clash overlap (Å)
1:B:184:GLN:NE2	1:G:199:ASN:HB2	2.28	0.48
1:B:199:ASN:HB2	1:E:184:GLN:NE2	2.28	0.48
1:E:55:LEU:HB2	1:E:330:MET:HE3	1.95	0.48
1:E:155:TYR:O	2:K:334:TYR:HB3	2.12	0.48
2:I:565:MET:HE1	2:I:620:LEU:CD2	2.43	0.48
2:K:203:THR:HG22	2:K:204:LYS:N	2.29	0.48
2:K:393:GLU:OE2	2:K:397:LYS:NZ	2.45	0.48
2:L:338:HIS:CB	2:L:339:PRO:HD3	2.39	0.48
2:L:565:MET:HE1	2:L:620:LEU:CD2	2.43	0.48
2:N:210:MET:O	2:N:214:LEU:HD23	2.13	0.48
2:P:210:MET:O	2:P:214:LEU:HD23	2.13	0.48
2:P:565:MET:HE1	2:P:620:LEU:CD2	2.43	0.48
2:P:565:MET:HE1	2:P:620:LEU:HD23	1.95	0.48
1:B:55:LEU:HB2	1:B:330:MET:HE3	1.95	0.48
1:E:253:ASP:HA	1:E:256:LYS:HZ1	1.78	0.48
1:F:308:GLY:HA3	1:F:313:LYS:O	2.12	0.48
1:G:76:LEU:CA	1:G:79:GLU:OE1	2.62	0.48
2:I:295:GLN:OE1	2:J:366:PRO:HB2	2.13	0.48
2:I:460:GLU:OE2	2:I:465:SER:HA	2.13	0.48
2:I:530:MET:SD	2:I:655:VAL:HG13	2.53	0.48
2:I:565:MET:HE1	2:I:620:LEU:HD23	1.95	0.48
2:I:715:TYR:CE1	2:J:536:PRO:CG	2.96	0.48
2:J:179:MET:HE2	2:J:181:LYS:HE2	1.94	0.48
2:J:460:GLU:OE2	2:J:465:SER:HA	2.14	0.48
2:J:530:MET:SD	2:J:655:VAL:HG13	2.53	0.48
2:K:530:MET:SD	2:K:655:VAL:HG13	2.53	0.48
2:L:210:MET:O	2:L:214:LEU:HD23	2.13	0.48
2:L:630:ASN:O	2:L:633:SER:OG	2.31	0.48
2:O:276:LEU:HD21	2:O:389:LEU:CB	2.31	0.48
2:P:86:ALA:O	2:P:89:ALA:N	2.46	0.48
2:P:203:THR:HG22	2:P:204:LYS:N	2.29	0.48
2:P:537:SER:HA	3:P:1000:ADP:O2A	2.12	0.48
1:C:23:VAL:O	1:C:23:VAL:HG12	2.13	0.48
1:E:76:LEU:CA	1:E:79:GLU:OE1	2.62	0.48
1:G:97:VAL:HG12	1:G:161:VAL:HG22	1.96	0.48
2:K:434:LEU:O	2:K:438:LEU:HD23	2.14	0.48
2:K:565:MET:HE1	2:K:620:LEU:CD2	2.43	0.48
2:M:436:LEU:CD2	2:M:437:MET:HE2	2.43	0.48
2:M:565:MET:HE1	2:M:620:LEU:CD2	2.43	0.48
1:A:305:LYS:HA	1:A:305:LYS:HE3	1.96	0.48
1:C:110:TYR:CD1	1:C:110:TYR:N	2.81	0.48

Continued on next page...

Continued from previous page...

Atom-1	Atom-2	Interatomic distance (Å)	Clash overlap (Å)
1:H:76:LEU:CA	1:H:79:GLU:OE1	2.62	0.48
2:K:565:MET:HE1	2:K:620:LEU:HD23	1.95	0.48
2:L:86:ALA:O	2:L:89:ALA:N	2.46	0.48
2:M:86:ALA:O	2:M:89:ALA:N	2.46	0.48
2:N:338:HIS:CB	2:N:339:PRO:HD3	2.39	0.48
2:N:565:MET:HE1	2:N:620:LEU:HD23	1.95	0.48
2:P:460:GLU:OE2	2:P:465:SER:HA	2.13	0.48
2:P:530:MET:SD	2:P:655:VAL:HG13	2.53	0.48
1:D:305:LYS:HA	1:D:305:LYS:HE3	1.96	0.48
1:F:23:VAL:O	1:F:23:VAL:HG12	2.13	0.48
1:G:110:TYR:N	1:G:110:TYR:CD1	2.81	0.48
2:I:434:LEU:O	2:I:438:LEU:HD23	2.14	0.48
2:J:203:THR:HG22	2:J:204:LYS:N	2.29	0.48
2:J:420:LEU:HD23	2:J:421:LYS:HG3	1.96	0.48
2:L:505:LEU:HD13	2:L:712:GLU:HG3	1.96	0.48
2:M:179:MET:HE2	2:M:181:LYS:HE2	1.94	0.48
2:N:436:LEU:CD2	2:N:437:MET:HE2	2.43	0.48
2:O:460:GLU:OE2	2:O:465:SER:HA	2.13	0.48
1:A:97:VAL:HG12	1:A:161:VAL:HG22	1.96	0.48
1:E:23:VAL:O	1:E:23:VAL:HG12	2.13	0.48
1:E:305:LYS:HA	1:E:305:LYS:HE3	1.96	0.48
2:I:592:ILE:HG13	2:I:593:THR:N	2.29	0.48
2:J:345:LEU:O	2:J:348:ARG:HG2	2.14	0.48
2:K:436:LEU:CD2	2:K:437:MET:HE2	2.43	0.48
2:M:203:THR:HG22	2:M:204:LYS:N	2.29	0.48
2:N:565:MET:HE1	2:N:620:LEU:CD2	2.43	0.48
2:O:86:ALA:O	2:O:89:ALA:N	2.46	0.48
1:C:305:LYS:HA	1:C:305:LYS:HE3	1.96	0.48
1:D:76:LEU:CA	1:D:79:GLU:OE1	2.62	0.48
1:F:305:LYS:HE3	1:F:305:LYS:HA	1.96	0.48
1:H:45:ASP:O	1:H:48:LYS:HG2	2.14	0.48
2:I:630:ASN:O	2:I:633:SER:OG	2.31	0.48
2:J:86:ALA:O	2:J:89:ALA:N	2.46	0.48
2:J:565:MET:HE1	2:J:620:LEU:CD2	2.43	0.48
2:K:460:GLU:OE2	2:K:465:SER:HA	2.14	0.48
2:L:338:HIS:HB3	2:L:339:PRO:CD	2.39	0.48
2:L:434:LEU:O	2:L:438:LEU:HD23	2.14	0.48
2:L:590:GLY:O	2:L:624:ARG:NH2	2.44	0.48
2:O:530:MET:SD	2:O:655:VAL:HG13	2.53	0.48
2:O:592:ILE:HG13	2:O:593:THR:N	2.29	0.48
2:P:420:LEU:HD23	2:P:421:LYS:HG3	1.96	0.48

Continued on next page...

Continued from previous page...

Atom-1	Atom-2	Interatomic distance (Å)	Clash overlap (Å)
1:D:45:ASP:O	1:D:48:LYS:HG2	2.14	0.48
1:D:322:MET:SD	1:H:27:SER:HB2	2.54	0.48
1:E:27:SER:CB	1:G:322:MET:SD	3.02	0.48
1:E:97:VAL:HG12	1:E:161:VAL:HG22	1.96	0.48
1:E:144:ILE:O	1:E:148:ILE:CD1	2.61	0.48
2:L:203:THR:HG22	2:L:204:LYS:N	2.28	0.48
2:L:592:ILE:HG13	2:L:593:THR:N	2.29	0.48
2:M:592:ILE:HG13	2:M:593:THR:N	2.29	0.48
2:N:345:LEU:O	2:N:348:ARG:HG2	2.14	0.48
2:O:436:LEU:CD2	2:O:437:MET:HE2	2.43	0.48
2:P:505:LEU:HD13	2:P:712:GLU:HG3	1.96	0.48
1:C:76:LEU:CA	1:C:79:GLU:OE1	2.62	0.48
1:F:76:LEU:CA	1:F:79:GLU:OE1	2.62	0.48
1:H:23:VAL:O	1:H:23:VAL:HG12	2.13	0.48
1:H:305:LYS:HA	1:H:305:LYS:HE3	1.96	0.48
2:I:338:HIS:CB	2:I:339:PRO:HD3	2.39	0.48
2:I:436:LEU:CD2	2:I:437:MET:HE2	2.43	0.48
2:J:434:LEU:O	2:J:438:LEU:HD23	2.14	0.48
2:K:86:ALA:O	2:K:89:ALA:N	2.46	0.48
2:M:530:MET:SD	2:M:655:VAL:HG13	2.53	0.48
2:N:86:ALA:O	2:N:89:ALA:N	2.46	0.48
2:N:460:GLU:OE2	2:N:465:SER:HA	2.14	0.48
2:O:434:LEU:O	2:O:438:LEU:HD23	2.14	0.48
1:C:45:ASP:O	1:C:48:LYS:HG2	2.14	0.48
1:G:76:LEU:HA	1:G:79:GLU:OE1	2.14	0.48
2:I:590:GLY:O	2:I:624:ARG:NH2	2.44	0.48
2:J:592:ILE:HG13	2:J:593:THR:N	2.29	0.48
2:L:582:LEU:O	2:L:585:ILE:HG22	2.13	0.48
2:L:617:SER:O	2:L:621:MET:HG2	2.14	0.48
2:M:345:LEU:O	2:M:348:ARG:HG2	2.14	0.48
2:M:505:LEU:HD13	2:M:712:GLU:HG3	1.96	0.48
2:P:434:LEU:O	2:P:438:LEU:HD23	2.14	0.48
2:P:592:ILE:HG13	2:P:593:THR:N	2.29	0.48
1:A:45:ASP:O	1:A:48:LYS:HG2	2.14	0.47
1:B:301:ILE:HD12	1:G:328:LEU:HD21	1.95	0.47
1:B:305:LYS:HA	1:B:305:LYS:HE3	1.96	0.47
1:E:45:ASP:O	1:E:48:LYS:HG2	2.14	0.47
1:E:144:ILE:HG22	1:E:148:ILE:CD1	2.44	0.47
1:G:305:LYS:HA	1:G:305:LYS:HE3	1.96	0.47
2:K:476:GLN:OE1	3:K:1000:ADP:C2	2.67	0.47
2:N:140:THR:HB	2:N:188:MET:HB3	1.96	0.47

Continued on next page...

Continued from previous page...

Atom-1	Atom-2	Interatomic distance (Å)	Clash overlap (Å)
2:O:140:THR:HB	2:O:188:MET:HB3	1.96	0.47
2:O:203:THR:HG22	2:O:204:LYS:N	2.29	0.47
2:O:345:LEU:O	2:O:348:ARG:HG2	2.14	0.47
2:K:505:LEU:HD13	2:K:712:GLU:HG3	1.96	0.47
2:K:617:SER:O	2:K:621:MET:HG2	2.14	0.47
2:L:436:LEU:CD2	2:L:437:MET:HE2	2.43	0.47
2:M:140:THR:HB	2:M:188:MET:HB3	1.96	0.47
2:M:420:LEU:HD23	2:M:421:LYS:HG3	1.96	0.47
2:O:617:SER:O	2:O:621:MET:HG2	2.14	0.47
1:A:144:ILE:O	1:A:148:ILE:CD1	2.61	0.47
2:I:345:LEU:O	2:I:348:ARG:HG2	2.14	0.47
2:I:505:LEU:HD13	2:I:712:GLU:HG3	1.96	0.47
2:J:617:SER:O	2:J:621:MET:HG2	2.14	0.47
2:L:460:GLU:OE2	2:L:465:SER:HA	2.14	0.47
2:N:420:LEU:HD23	2:N:421:LYS:HG3	1.96	0.47
1:A:49:MET:SD	1:A:312:GLY:O	2.73	0.47
1:B:49:MET:SD	1:B:312:GLY:O	2.73	0.47
1:B:141:LEU:HD11	1:E:121:GLN:OE1	2.14	0.47
1:B:354:ARG:CZ	1:G:290:MET:HE2	2.43	0.47
1:C:97:VAL:HG12	1:C:161:VAL:HG22	1.96	0.47
1:E:76:LEU:HA	1:E:79:GLU:OE1	2.14	0.47
1:F:49:MET:SD	1:F:312:GLY:O	2.73	0.47
1:G:49:MET:SD	1:G:312:GLY:O	2.73	0.47
2:I:420:LEU:HD23	2:I:421:LYS:HG3	1.96	0.47
2:I:617:SER:O	2:I:621:MET:HG2	2.14	0.47
2:J:565:MET:HE1	2:J:620:LEU:HD23	1.95	0.47
2:K:345:LEU:O	2:K:348:ARG:HG2	2.14	0.47
2:M:565:MET:HE1	2:M:620:LEU:HD23	1.95	0.47
2:O:505:LEU:HD13	2:O:712:GLU:HG3	1.96	0.47
2:P:617:SER:O	2:P:621:MET:HG2	2.14	0.47
1:A:175:ILE:O	1:A:175:ILE:HG13	2.15	0.47
1:A:290:MET:HE2	1:F:354:ARG:NH1	2.29	0.47
1:B:280:GLU:OE2	1:B:284:ASN:ND2	2.48	0.47
1:C:144:ILE:HG22	1:C:148:ILE:CD1	2.44	0.47
1:G:280:GLU:OE2	1:G:284:ASN:ND2	2.48	0.47
2:I:203:THR:HG22	2:I:204:LYS:N	2.29	0.47
2:K:300:VAL:CG2	2:L:366:PRO:HG3	2.44	0.47
2:L:140:THR:HB	2:L:188:MET:HB3	1.96	0.47
2:L:530:MET:SD	2:L:655:VAL:HG13	2.53	0.47
2:M:460:GLU:OE2	2:M:465:SER:HA	2.14	0.47
2:N:203:THR:HG22	2:N:204:LYS:N	2.29	0.47

Continued on next page...

Continued from previous page...

Atom-1	Atom-2	Interatomic distance (Å)	Clash overlap (Å)
2:N:434:LEU:O	2:N:438:LEU:HD23	2.14	0.47
2:P:345:LEU:O	2:P:348:ARG:HG2	2.14	0.47
2:P:436:LEU:CD2	2:P:437:MET:HE2	2.43	0.47
1:A:183:GLY:HA2	1:H:199:ASN:HB3	1.96	0.47
1:B:45:ASP:O	1:B:48:LYS:HG2	2.14	0.47
1:B:346:THR:O	1:E:28:ASN:ND2	2.47	0.47
1:H:49:MET:SD	1:H:312:GLY:O	2.73	0.47
1:H:280:GLU:OE2	1:H:284:ASN:ND2	2.48	0.47
2:J:436:LEU:CD2	2:J:437:MET:HE2	2.44	0.47
2:K:420:LEU:HD23	2:K:421:LYS:HG3	1.96	0.47
2:L:345:LEU:O	2:L:348:ARG:HG2	2.14	0.47
2:L:436:LEU:HD22	2:L:437:MET:HE2	1.97	0.47
2:M:617:SER:O	2:M:621:MET:HG2	2.14	0.47
1:B:76:LEU:CA	1:B:79:GLU:OE1	2.62	0.47
1:D:76:LEU:HA	1:D:79:GLU:OE1	2.14	0.47
1:E:49:MET:SD	1:E:312:GLY:O	2.73	0.47
1:F:280:GLU:OE2	1:F:284:ASN:ND2	2.48	0.47
1:G:144:ILE:HG22	1:G:148:ILE:CD1	2.45	0.47
1:G:175:ILE:HG13	1:G:175:ILE:O	2.15	0.47
1:H:110:TYR:N	1:H:110:TYR:CD1	2.81	0.47
1:H:144:ILE:HG22	1:H:148:ILE:CD1	2.44	0.47
2:L:420:LEU:HD23	2:L:421:LYS:HG3	1.96	0.47
2:L:541:THR:N	3:L:1000:ADP:O2B	2.48	0.47
2:L:565:MET:HE1	2:L:620:LEU:HD23	1.95	0.47
2:N:338:HIS:HB3	2:N:339:PRO:CD	2.39	0.47
2:O:436:LEU:HD22	2:O:437:MET:HE2	1.97	0.47
2:P:140:THR:HB	2:P:188:MET:HB3	1.96	0.47
1:A:280:GLU:OE2	1:A:284:ASN:ND2	2.48	0.47
1:C:341:VAL:HG21	1:D:328:LEU:CD1	2.42	0.47
1:D:280:GLU:OE2	1:D:284:ASN:ND2	2.48	0.47
1:D:297:GLY:HA3	1:D:345:THR:OG1	2.15	0.47
1:E:297:GLY:HA3	1:E:345:THR:OG1	2.15	0.47
2:I:436:LEU:HD22	2:I:437:MET:HE2	1.97	0.47
2:J:505:LEU:HD13	2:J:712:GLU:HG3	1.96	0.47
2:K:436:LEU:HD22	2:K:437:MET:HE2	1.97	0.47
2:N:592:ILE:HG13	2:N:593:THR:N	2.29	0.47
2:P:335:THR:OG1	2:P:339:PRO:HD2	2.15	0.47
2:P:661:THR:HG22	2:P:662:THR:N	2.30	0.47
1:A:144:ILE:HG22	1:A:148:ILE:CD1	2.44	0.47
1:B:76:LEU:HA	1:B:79:GLU:OE1	2.14	0.47
1:B:110:TYR:N	1:B:110:TYR:CD1	2.81	0.47

Continued on next page...

Continued from previous page...

Atom-1	Atom-2	Interatomic distance (Å)	Clash overlap (Å)
1:E:280:GLU:OE2	1:E:284:ASN:ND2	2.48	0.47
1:F:97:VAL:HG12	1:F:161:VAL:HG22	1.96	0.47
2:M:434:LEU:O	2:M:438:LEU:HD23	2.14	0.47
2:M:436:LEU:HD22	2:M:437:MET:HE2	1.97	0.47
2:N:530:MET:SD	2:N:655:VAL:HG13	2.54	0.47
2:O:420:LEU:HD23	2:O:421:LYS:HG3	1.96	0.47
1:B:97:VAL:HG12	1:B:161:VAL:HG22	1.96	0.47
1:C:49:MET:SD	1:C:312:GLY:O	2.73	0.47
1:C:297:GLY:HA3	1:C:345:THR:OG1	2.15	0.47
1:F:45:ASP:O	1:F:48:LYS:HG2	2.14	0.47
2:I:685:GLN:HE22	2:P:467:TYR:HA	1.80	0.47
2:N:715:TYR:HD2	2:O:566:ARG:HD2	1.80	0.47
2:P:436:LEU:HD22	2:P:437:MET:HE2	1.97	0.47
1:A:110:TYR:N	1:A:110:TYR:CD1	2.81	0.46
1:B:144:ILE:HG22	1:B:148:ILE:CD1	2.44	0.46
1:B:361:PRO:HB3	1:G:360:LEU:HD11	1.98	0.46
1:D:49:MET:SD	1:D:312:GLY:O	2.73	0.46
1:D:144:ILE:O	1:D:148:ILE:CD1	2.61	0.46
1:F:76:LEU:HA	1:F:79:GLU:OE1	2.14	0.46
1:G:297:GLY:HA3	1:G:345:THR:OG1	2.15	0.46
2:J:436:LEU:HD22	2:J:437:MET:HE2	1.97	0.46
2:J:661:THR:HG22	2:J:662:THR:N	2.30	0.46
2:K:630:ASN:O	2:K:633:SER:OG	2.31	0.46
2:L:335:THR:OG1	2:L:339:PRO:HD2	2.15	0.46
2:O:335:THR:OG1	2:O:339:PRO:HD2	2.15	0.46
2:O:661:THR:HG22	2:O:662:THR:N	2.30	0.46
1:A:76:LEU:HA	1:A:79:GLU:OE1	2.14	0.46
1:A:297:GLY:HA3	1:A:345:THR:OG1	2.15	0.46
1:C:76:LEU:HA	1:C:79:GLU:OE1	2.14	0.46
1:C:109:GLN:HB2	1:H:110:TYR:CE1	2.50	0.46
1:F:297:GLY:HA3	1:F:345:THR:OG1	2.15	0.46
1:G:45:ASP:O	1:G:48:LYS:HG2	2.14	0.46
1:H:97:VAL:HG12	1:H:161:VAL:HG22	1.96	0.46
2:I:89:ALA:HB2	2:P:227:ALA:CB	2.45	0.46
2:I:661:THR:HG22	2:I:662:THR:N	2.30	0.46
2:J:510:ILE:HD11	2:J:547:LEU:HB2	1.98	0.46
2:K:140:THR:HB	2:K:188:MET:HB3	1.96	0.46
2:M:86:ALA:O	2:M:87:SER:C	2.58	0.46
2:M:335:THR:OG1	2:M:339:PRO:HD2	2.15	0.46
2:M:434:LEU:C	2:M:434:LEU:HD23	2.41	0.46
2:N:436:LEU:HD22	2:N:437:MET:HE2	1.97	0.46

Continued on next page...

Continued from previous page...

Atom-1	Atom-2	Interatomic distance (Å)	Clash overlap (Å)
2:P:510:ILE:HD11	2:P:547:LEU:HB2	1.98	0.46
2:P:630:ASN:O	2:P:633:SER:OG	2.31	0.46
1:C:175:ILE:O	1:C:175:ILE:HG13	2.15	0.46
1:D:144:ILE:HG22	1:D:148:ILE:CD1	2.45	0.46
1:F:144:ILE:HG22	1:F:148:ILE:CD1	2.45	0.46
1:H:76:LEU:HA	1:H:79:GLU:OE1	2.14	0.46
1:H:297:GLY:HA3	1:H:345:THR:OG1	2.15	0.46
2:I:140:THR:HB	2:I:188:MET:HB3	1.97	0.46
2:I:408:ARG:CZ	2:J:260:ARG:HD3	2.45	0.46
2:K:592:ILE:HG13	2:K:593:THR:N	2.29	0.46
2:K:661:THR:HG22	2:K:662:THR:N	2.30	0.46
2:M:338:HIS:HB3	2:M:339:PRO:CD	2.39	0.46
2:N:367:LYS:O	2:N:371:GLU:OE1	2.34	0.46
2:O:630:ASN:O	2:O:633:SER:OG	2.31	0.46
1:B:175:ILE:HG13	1:B:175:ILE:O	2.15	0.46
1:B:297:GLY:HA3	1:B:345:THR:OG1	2.15	0.46
1:C:280:GLU:OE2	1:C:284:ASN:ND2	2.48	0.46
1:H:28:ASN:OD1	1:H:29:MET:N	2.46	0.46
2:I:367:LYS:O	2:I:371:GLU:OE1	2.34	0.46
2:K:590:GLY:O	2:K:624:ARG:NH2	2.44	0.46
2:L:86:ALA:O	2:L:87:SER:C	2.58	0.46
2:L:414:ILE:HG21	2:M:208:LEU:HD12	1.98	0.46
2:M:65:GLU:OE1	2:N:260:ARG:CZ	2.63	0.46
2:N:86:ALA:O	2:N:87:SER:C	2.58	0.46
1:A:28:ASN:OD1	1:A:29:MET:N	2.46	0.46
2:J:367:LYS:O	2:J:371:GLU:OE1	2.34	0.46
2:L:531:MET:HE1	2:L:664:MET:C	2.41	0.46
2:M:531:MET:HE1	2:M:664:MET:C	2.41	0.46
2:N:476:GLN:HB3	3:N:1000:ADP:C2	2.51	0.46
2:N:617:SER:O	2:N:621:MET:HG2	2.14	0.46
2:O:86:ALA:O	2:O:87:SER:C	2.58	0.46
1:A:253:ASP:HA	1:A:256:LYS:HZ1	1.79	0.46
1:B:49:MET:CE	1:B:312:GLY:O	2.64	0.46
1:C:303:PRO:HB3	1:D:329:VAL:HG23	1.97	0.46
1:E:49:MET:CE	1:E:312:GLY:O	2.64	0.46
1:F:175:ILE:O	1:F:175:ILE:HG13	2.15	0.46
2:I:335:THR:OG1	2:I:339:PRO:HD2	2.15	0.46
2:J:335:THR:OG1	2:J:339:PRO:HD2	2.15	0.46
2:K:510:ILE:HD11	2:K:547:LEU:HB2	1.97	0.46
2:O:367:LYS:O	2:O:371:GLU:OE1	2.34	0.46
2:O:531:MET:HE1	2:O:664:MET:C	2.41	0.46

Continued on next page...

Continued from previous page...

Atom-1	Atom-2	Interatomic distance (Å)	Clash overlap (Å)
1:A:76:LEU:CA	1:A:79:GLU:OE1	2.62	0.46
1:A:184:GLN:NE2	1:H:196:ASP:HA	2.31	0.46
1:D:49:MET:CE	1:D:312:GLY:O	2.64	0.46
1:F:28:ASN:OD1	1:F:29:MET:N	2.46	0.46
1:G:144:ILE:O	1:G:148:ILE:CD1	2.61	0.46
2:I:330:ILE:O	2:I:334:TYR:CE1	2.69	0.46
2:J:140:THR:HB	2:J:188:MET:HB3	1.97	0.46
2:K:434:LEU:HD23	2:K:434:LEU:C	2.41	0.46
2:K:531:MET:HE1	2:K:664:MET:C	2.41	0.46
2:M:630:ASN:O	2:M:633:SER:OG	2.31	0.46
2:O:330:ILE:O	2:O:334:TYR:CE1	2.69	0.46
2:P:86:ALA:O	2:P:87:SER:C	2.58	0.46
1:C:328:LEU:HD21	1:H:301:ILE:HD12	1.97	0.46
1:E:175:ILE:HG13	1:E:175:ILE:O	2.15	0.46
2:I:434:LEU:HD23	2:I:434:LEU:C	2.41	0.46
2:J:91:ILE:HG23	2:J:220:VAL:HG11	1.98	0.46
2:J:330:ILE:O	2:J:334:TYR:CE1	2.69	0.46
2:J:531:MET:HE1	2:J:664:MET:C	2.41	0.46
2:L:330:ILE:O	2:L:334:TYR:CE1	2.69	0.46
2:L:515:THR:HG21	2:M:654:ILE:CD1	2.45	0.46
2:N:476:GLN:HB3	3:N:1000:ADP:H2	1.80	0.46
2:N:505:LEU:HD13	2:N:712:GLU:HG3	1.96	0.46
1:B:28:ASN:OD1	1:B:29:MET:N	2.46	0.46
1:B:354:ARG:NH1	1:G:290:MET:HE2	2.30	0.46
1:C:28:ASN:OD1	1:C:29:MET:N	2.46	0.46
1:C:49:MET:CE	1:C:312:GLY:O	2.64	0.46
1:D:97:VAL:HG12	1:D:161:VAL:HG22	1.96	0.46
1:D:210:TRP:CD1	1:D:210:TRP:H	2.34	0.46
1:D:354:ARG:CZ	1:E:290:MET:HE2	2.44	0.46
1:D:354:ARG:NH1	1:E:290:MET:CE	2.79	0.46
1:E:210:TRP:H	1:E:210:TRP:CD1	2.34	0.46
1:F:97:VAL:CG2	1:F:97:VAL:O	2.64	0.46
2:I:86:ALA:O	2:I:87:SER:C	2.58	0.46
2:K:335:THR:OG1	2:K:339:PRO:HD2	2.15	0.46
2:O:510:ILE:HD11	2:O:547:LEU:HB2	1.98	0.46
1:A:49:MET:CE	1:A:312:GLY:O	2.64	0.46
1:B:210:TRP:CD1	1:B:210:TRP:H	2.34	0.46
1:C:26:GLY:HA3	1:E:290:MET:HG2	1.96	0.46
1:C:210:TRP:CD1	1:C:210:TRP:H	2.34	0.46
1:D:175:ILE:O	1:D:175:ILE:HG13	2.15	0.46
1:F:49:MET:CE	1:F:312:GLY:O	2.64	0.46

Continued on next page...

Continued from previous page...

Atom-1	Atom-2	Interatomic distance (Å)	Clash overlap (Å)
1:F:110:TYR:N	1:F:110:TYR:CD1	2.81	0.46
1:F:144:ILE:O	1:F:148:ILE:CD1	2.61	0.46
1:G:49:MET:CE	1:G:312:GLY:O	2.64	0.46
1:G:97:VAL:CG2	1:G:97:VAL:O	2.64	0.46
2:I:253:TYR:O	2:I:256:GLN:HG3	2.16	0.46
2:I:531:MET:HE1	2:I:664:MET:C	2.41	0.46
2:J:563:CYS:SG	2:J:641:ILE:HG23	2.56	0.46
2:J:590:GLY:O	2:J:624:ARG:NH2	2.44	0.46
2:K:86:ALA:O	2:K:87:SER:C	2.58	0.46
2:L:436:LEU:HD22	2:L:437:MET:CE	2.46	0.46
2:L:466:VAL:HG22	2:L:693:VAL:HB	1.98	0.46
2:L:661:THR:HG22	2:L:662:THR:N	2.30	0.46
2:M:661:THR:HG22	2:M:662:THR:N	2.30	0.46
1:F:351:ARG:HH21	1:G:24:LEU:HB2	1.81	0.45
2:K:466:VAL:HG22	2:K:693:VAL:HB	1.99	0.45
2:N:335:THR:OG1	2:N:339:PRO:HD2	2.15	0.45
2:N:434:LEU:HD23	2:N:434:LEU:C	2.41	0.45
2:P:466:VAL:HG22	2:P:693:VAL:HB	1.98	0.45
1:H:175:ILE:HG13	1:H:175:ILE:O	2.15	0.45
1:H:210:TRP:CD1	1:H:210:TRP:H	2.34	0.45
2:K:119:PRO:O	2:K:121:PHE:N	2.49	0.45
2:K:330:ILE:O	2:K:334:TYR:CE1	2.69	0.45
2:K:367:LYS:O	2:K:371:GLU:OE1	2.34	0.45
2:L:563:CYS:SG	2:L:641:ILE:HG23	2.57	0.45
2:O:338:HIS:CB	2:O:339:PRO:HD3	2.39	0.45
2:P:330:ILE:O	2:P:334:TYR:CE1	2.69	0.45
1:A:97:VAL:CG2	1:A:97:VAL:O	2.64	0.45
1:A:210:TRP:CD1	1:A:210:TRP:H	2.34	0.45
1:A:226:LEU:O	1:A:230:MET:HG2	2.16	0.45
1:G:210:TRP:CD1	1:G:210:TRP:H	2.34	0.45
2:I:510:ILE:HD11	2:I:547:LEU:HB2	1.98	0.45
2:J:86:ALA:O	2:J:87:SER:C	2.58	0.45
2:J:436:LEU:HD22	2:J:437:MET:CE	2.47	0.45
2:M:276:LEU:HD21	2:M:389:LEU:CB	2.31	0.45
2:N:531:MET:HE1	2:N:664:MET:C	2.41	0.45
2:N:661:THR:HG22	2:N:662:THR:N	2.30	0.45
2:N:693:VAL:HG12	2:N:694:ILE:N	2.32	0.45
2:O:119:PRO:O	2:O:121:PHE:N	2.49	0.45
2:O:563:CYS:SG	2:O:641:ILE:HG23	2.57	0.45
2:O:693:VAL:HG12	2:O:694:ILE:N	2.32	0.45
2:P:436:LEU:HD22	2:P:437:MET:CE	2.46	0.45

Continued on next page...

Continued from previous page...

Atom-1	Atom-2	Interatomic distance (Å)	Clash overlap (Å)
2:P:531:MET:HE1	2:P:664:MET:C	2.41	0.45
1:B:97:VAL:CG2	1:B:97:VAL:O	2.64	0.45
1:F:210:TRP:CD1	1:F:210:TRP:H	2.34	0.45
1:G:28:ASN:OD1	1:G:29:MET:N	2.46	0.45
1:H:49:MET:CE	1:H:312:GLY:O	2.64	0.45
2:I:276:LEU:HB2	2:I:277:PRO:HD3	1.99	0.45
2:I:436:LEU:HD22	2:I:437:MET:CE	2.46	0.45
2:J:434:LEU:HD23	2:J:434:LEU:C	2.41	0.45
2:J:466:VAL:HG22	2:J:693:VAL:HB	1.98	0.45
2:K:436:LEU:HD22	2:K:437:MET:CE	2.47	0.45
2:O:436:LEU:HD22	2:O:437:MET:CE	2.47	0.45
2:O:584:GLU:HA	2:O:587:ILE:HG12	1.99	0.45
2:P:91:ILE:HG23	2:P:220:VAL:HG11	1.98	0.45
2:P:276:LEU:HB2	2:P:277:PRO:HD3	1.99	0.45
2:P:359:ASN:O	2:P:362:VAL:HG12	2.17	0.45
1:A:29:MET:CE	1:C:325:ALA:H	2.28	0.45
1:D:28:ASN:OD1	1:D:29:MET:N	2.46	0.45
1:E:26:GLY:HA3	1:G:290:MET:HG2	1.98	0.45
1:E:28:ASN:OD1	1:E:29:MET:N	2.46	0.45
1:E:158:ASP:OD2	2:J:338:HIS:NE2	2.45	0.45
2:I:359:ASN:O	2:I:362:VAL:HG12	2.17	0.45
2:I:466:VAL:HG22	2:I:693:VAL:HB	1.98	0.45
2:J:141:PHE:HA	2:J:186:THR:O	2.17	0.45
2:K:91:ILE:HG23	2:K:220:VAL:HG11	1.98	0.45
2:K:141:PHE:HA	2:K:186:THR:O	2.17	0.45
2:L:510:ILE:HD11	2:L:547:LEU:HB2	1.98	0.45
2:M:330:ILE:O	2:M:334:TYR:CE1	2.69	0.45
2:M:466:VAL:HG22	2:M:693:VAL:HB	1.98	0.45
2:N:466:VAL:HG22	2:N:693:VAL:HB	1.99	0.45
2:J:253:TYR:O	2:J:256:GLN:HG3	2.17	0.45
2:L:276:LEU:HB2	2:L:277:PRO:HD3	1.99	0.45
2:L:434:LEU:HD23	2:L:434:LEU:C	2.41	0.45
2:L:514:ARG:NH1	2:M:618:GLU:HG3	2.32	0.45
2:M:584:GLU:HA	2:M:587:ILE:HG12	1.99	0.45
2:M:651:ASP:O	2:M:654:ILE:HB	2.17	0.45
2:N:436:LEU:HD22	2:N:437:MET:CE	2.47	0.45
2:N:584:GLU:HA	2:N:587:ILE:HG12	1.99	0.45
2:O:276:LEU:HB2	2:O:277:PRO:HD3	1.99	0.45
1:D:303:PRO:HB3	1:E:329:VAL:HG23	1.98	0.45
1:E:27:SER:HB2	1:G:322:MET:HE1	1.99	0.45
1:F:27:SER:OG	1:H:322:MET:SD	2.75	0.45

Continued on next page...

Continued from previous page...

Atom-1	Atom-2	Interatomic distance (Å)	Clash overlap (Å)
2:I:529:LEU:HB2	2:I:640:LEU:HD13	1.99	0.45
2:L:141:PHE:HA	2:L:186:THR:O	2.17	0.45
2:M:253:TYR:O	2:M:256:GLN:HG3	2.17	0.45
2:M:255:GLU:O	2:M:258:ILE:HG22	2.17	0.45
2:O:466:VAL:HG22	2:O:693:VAL:HB	1.99	0.45
1:A:26:GLY:HA3	1:C:290:MET:HG2	1.98	0.45
1:B:24:LEU:HB2	1:G:351:ARG:HH21	1.82	0.45
1:B:144:ILE:O	1:B:148:ILE:CD1	2.61	0.45
1:C:354:ARG:CZ	1:D:290:MET:HE1	2.47	0.45
1:E:97:VAL:CG2	1:E:97:VAL:O	2.64	0.45
1:H:226:LEU:O	1:H:230:MET:HG2	2.16	0.45
2:I:91:ILE:HG23	2:I:220:VAL:HG11	1.98	0.45
2:I:537:SER:CA	3:I:1000:ADP:O1A	2.65	0.45
2:L:367:LYS:O	2:L:371:GLU:OE1	2.34	0.45
2:M:141:PHE:HA	2:M:186:THR:O	2.17	0.45
2:N:253:TYR:O	2:N:256:GLN:HG3	2.16	0.45
2:N:330:ILE:O	2:N:334:TYR:CE1	2.69	0.45
2:N:334:TYR:O	2:N:335:THR:CG2	2.65	0.45
2:N:563:CYS:SG	2:N:641:ILE:HG23	2.57	0.45
2:O:434:LEU:HD23	2:O:434:LEU:C	2.41	0.45
2:O:529:LEU:HB2	2:O:640:LEU:HD13	1.99	0.45
2:P:367:LYS:O	2:P:371:GLU:OE1	2.34	0.45
2:P:529:LEU:HB2	2:P:640:LEU:HD13	1.99	0.45
2:P:563:CYS:SG	2:P:641:ILE:HG23	2.56	0.45
2:P:651:ASP:O	2:P:654:ILE:HB	2.17	0.45
1:A:109:GLN:O	1:F:110:TYR:CZ	2.69	0.45
1:D:97:VAL:CG2	1:D:97:VAL:O	2.64	0.45
2:I:139:THR:HG21	2:I:190:GLU:CD	2.42	0.45
2:I:563:CYS:SG	2:I:641:ILE:HG23	2.56	0.45
2:J:139:THR:HG21	2:J:190:GLU:CD	2.42	0.45
2:J:359:ASN:O	2:J:362:VAL:HG12	2.17	0.45
2:L:91:ILE:HG23	2:L:220:VAL:HG11	1.98	0.45
2:M:383:GLN:CD	2:N:377:ARG:NH1	2.75	0.45
2:M:510:ILE:HD11	2:M:547:LEU:HB2	1.98	0.45
2:N:91:ILE:HG23	2:N:220:VAL:HG11	1.98	0.45
2:N:510:ILE:HD11	2:N:547:LEU:HB2	1.98	0.45
2:N:651:ASP:O	2:N:654:ILE:HB	2.17	0.45
2:O:334:TYR:O	2:O:335:THR:CG2	2.65	0.45
2:P:253:TYR:O	2:P:256:GLN:HG3	2.16	0.45
2:P:434:LEU:C	2:P:434:LEU:HD23	2.41	0.45
1:G:226:LEU:O	1:G:230:MET:HG2	2.16	0.45

Continued on next page...

Continued from previous page...

Atom-1	Atom-2	Interatomic distance (Å)	Clash overlap (Å)
2:J:651:ASP:O	2:J:654:ILE:HB	2.17	0.45
2:L:359:ASN:O	2:L:362:VAL:HG12	2.17	0.45
2:L:398:ILE:HG12	2:M:271:PHE:CE2	2.52	0.45
2:L:693:VAL:HG12	2:L:694:ILE:N	2.32	0.45
2:M:334:TYR:O	2:M:335:THR:CG2	2.65	0.45
2:M:367:LYS:O	2:M:371:GLU:OE1	2.34	0.45
2:M:436:LEU:HD22	2:M:437:MET:CE	2.46	0.45
2:M:529:LEU:HB2	2:M:640:LEU:HD13	1.99	0.45
1:B:322:MET:HE1	1:D:27:SER:HB2	2.00	0.44
1:E:226:LEU:O	1:E:230:MET:HG2	2.16	0.44
2:K:255:GLU:O	2:K:258:ILE:HG22	2.17	0.44
2:L:132:GLN:O	2:L:132:GLN:HG2	2.17	0.44
2:M:383:GLN:CG	2:N:377:ARG:NH1	2.80	0.44
2:N:119:PRO:O	2:N:121:PHE:N	2.49	0.44
2:O:141:PHE:HA	2:O:186:THR:O	2.17	0.44
2:K:132:GLN:HG2	2:K:132:GLN:O	2.17	0.44
2:K:177:GLY:C	2:K:188:MET:HE1	2.43	0.44
2:K:276:LEU:HB2	2:K:277:PRO:HD3	1.99	0.44
2:L:139:THR:HG21	2:L:190:GLU:CD	2.42	0.44
2:L:255:GLU:O	2:L:258:ILE:HG22	2.17	0.44
2:L:651:ASP:O	2:L:654:ILE:HB	2.17	0.44
2:M:276:LEU:HB2	2:M:277:PRO:HD3	1.99	0.44
2:M:563:CYS:SG	2:M:641:ILE:HG23	2.57	0.44
2:N:529:LEU:HB2	2:N:640:LEU:HD13	1.99	0.44
2:O:255:GLU:O	2:O:258:ILE:HG22	2.17	0.44
2:P:255:GLU:O	2:P:258:ILE:HG22	2.17	0.44
2:P:334:TYR:O	2:P:335:THR:CG2	2.65	0.44
1:D:226:LEU:O	1:D:230:MET:HG2	2.16	0.44
1:F:353:ASN:HA	1:F:356:ILE:HG22	2.00	0.44
2:I:255:GLU:O	2:I:258:ILE:HG22	2.17	0.44
2:I:300:VAL:HG11	2:J:365:MET:HE1	2.00	0.44
2:J:276:LEU:HB2	2:J:277:PRO:HD3	1.99	0.44
2:J:529:LEU:HB2	2:J:640:LEU:HD13	1.99	0.44
2:K:563:CYS:SG	2:K:641:ILE:HG23	2.56	0.44
2:K:584:GLU:HA	2:K:587:ILE:HG12	1.99	0.44
2:K:693:VAL:HG12	2:K:694:ILE:N	2.32	0.44
2:L:253:TYR:O	2:L:256:GLN:HG3	2.16	0.44
2:N:132:GLN:HG2	2:N:132:GLN:O	2.17	0.44
2:P:141:PHE:HA	2:P:186:THR:O	2.17	0.44
1:C:144:ILE:O	1:C:148:ILE:CD1	2.61	0.44
1:C:226:LEU:O	1:C:230:MET:HG2	2.16	0.44

Continued on next page...

Continued from previous page...

Atom-1	Atom-2	Interatomic distance (Å)	Clash overlap (Å)
1:E:271:MET:SD	1:E:275:GLY:O	2.72	0.44
1:F:27:SER:HB2	1:H:322:MET:HE1	2.00	0.44
2:I:177:GLY:C	2:I:188:MET:HE1	2.43	0.44
2:I:651:ASP:O	2:I:654:ILE:HB	2.17	0.44
2:I:693:VAL:HG12	2:I:694:ILE:N	2.32	0.44
2:K:334:TYR:O	2:K:335:THR:CG2	2.65	0.44
2:M:132:GLN:O	2:M:132:GLN:HG2	2.17	0.44
2:M:177:GLY:C	2:M:188:MET:HE1	2.43	0.44
2:N:177:GLY:C	2:N:188:MET:HE1	2.43	0.44
2:O:132:GLN:O	2:O:132:GLN:HG2	2.17	0.44
2:O:359:ASN:O	2:O:362:VAL:HG12	2.17	0.44
2:O:393:GLU:OE2	2:O:397:LYS:NZ	2.45	0.44
2:P:119:PRO:O	2:P:121:PHE:N	2.49	0.44
1:A:351:ARG:NH2	1:F:24:LEU:HB2	2.31	0.44
1:C:301:ILE:HD12	1:D:328:LEU:HD21	2.00	0.44
1:G:353:ASN:HA	1:G:356:ILE:HG22	2.00	0.44
1:H:97:VAL:CG2	1:H:97:VAL:O	2.64	0.44
2:J:255:GLU:O	2:J:258:ILE:HG22	2.17	0.44
2:J:504:ASP:OD1	2:J:505:LEU:N	2.51	0.44
2:K:253:TYR:O	2:K:256:GLN:HG3	2.17	0.44
2:K:651:ASP:O	2:K:654:ILE:HB	2.17	0.44
2:M:91:ILE:HG23	2:M:220:VAL:HG11	1.98	0.44
2:M:359:ASN:O	2:M:362:VAL:HG12	2.17	0.44
2:M:693:VAL:HG12	2:M:694:ILE:N	2.32	0.44
2:M:698:ILE:HG22	2:M:699:PHE:N	2.33	0.44
2:N:359:ASN:O	2:N:362:VAL:HG12	2.17	0.44
2:O:177:GLY:C	2:O:188:MET:HE1	2.43	0.44
2:O:504:ASP:OD1	2:O:505:LEU:N	2.51	0.44
2:P:693:VAL:HG12	2:P:694:ILE:N	2.32	0.44
1:B:226:LEU:O	1:B:230:MET:HG2	2.16	0.44
1:G:253:ASP:HA	1:G:256:LYS:HZ1	1.82	0.44
1:H:353:ASN:HA	1:H:356:ILE:HG22	2.00	0.44
2:I:141:PHE:HA	2:I:186:THR:O	2.17	0.44
2:I:584:GLU:HA	2:I:587:ILE:HG12	1.99	0.44
2:J:119:PRO:O	2:J:121:PHE:N	2.49	0.44
2:J:334:TYR:O	2:J:335:THR:CG2	2.65	0.44
2:K:300:VAL:HG23	2:L:366:PRO:HG3	1.98	0.44
2:L:504:ASP:OD1	2:L:505:LEU:N	2.51	0.44
2:N:141:PHE:HA	2:N:186:THR:O	2.17	0.44
2:N:255:GLU:O	2:N:258:ILE:HG22	2.17	0.44
2:O:253:TYR:O	2:O:256:GLN:HG3	2.16	0.44

Continued on next page...

Continued from previous page...

Atom-1	Atom-2	Interatomic distance (Å)	Clash overlap (Å)
2:P:584:GLU:HA	2:P:587:ILE:HG12	1.99	0.44
1:A:353:ASN:HA	1:A:356:ILE:HG22	2.00	0.44
1:B:354:ARG:CD	1:G:290:MET:HE1	2.47	0.44
1:C:353:ASN:HA	1:C:356:ILE:HG22	2.00	0.44
1:F:253:ASP:HA	1:F:256:LYS:HZ1	1.83	0.44
2:I:582:LEU:HA	2:I:585:ILE:HG22	2.00	0.44
2:J:693:VAL:HG12	2:J:694:ILE:N	2.32	0.44
2:J:698:ILE:HG22	2:J:699:PHE:N	2.33	0.44
2:K:359:ASN:O	2:K:362:VAL:HG12	2.17	0.44
2:K:698:ILE:HG22	2:K:699:PHE:N	2.33	0.44
2:L:383:GLN:HG3	2:M:377:ARG:CZ	2.47	0.44
2:L:529:LEU:HB2	2:L:640:LEU:HD13	1.99	0.44
2:M:139:THR:HG21	2:M:190:GLU:CD	2.42	0.44
2:M:383:GLN:HG3	2:N:377:ARG:NH1	2.32	0.44
2:N:276:LEU:HB2	2:N:277:PRO:HD3	1.99	0.44
2:P:83:LYS:N	2:P:84:PRO:CD	2.81	0.44
1:B:353:ASN:HA	1:B:356:ILE:HG22	2.00	0.44
1:E:165:ILE:HG21	1:E:168:PHE:CZ	2.53	0.44
1:F:226:LEU:O	1:F:230:MET:HG2	2.16	0.44
1:F:290:MET:HE1	1:G:354:ARG:CD	2.47	0.44
2:I:334:TYR:O	2:I:335:THR:CG2	2.65	0.44
2:I:698:ILE:HG22	2:I:699:PHE:N	2.33	0.44
2:J:384:GLN:HA	2:J:387:MET:HE3	2.00	0.44
2:K:471:PRO:HB3	2:K:710:TYR:CZ	2.53	0.44
2:L:584:GLU:HA	2:L:587:ILE:HG12	1.99	0.44
2:L:698:ILE:HG22	2:L:699:PHE:N	2.33	0.44
2:N:440:ILE:O	2:N:443:VAL:HG12	2.18	0.44
2:O:91:ILE:HG23	2:O:220:VAL:HG11	1.98	0.44
2:P:132:GLN:O	2:P:132:GLN:HG2	2.17	0.44
1:D:165:ILE:HG21	1:D:168:PHE:CZ	2.53	0.44
1:D:246:ILE:CD1	1:E:195:LEU:HD21	2.48	0.44
1:G:271:MET:SD	1:G:275:GLY:O	2.73	0.44
2:I:132:GLN:HG2	2:I:132:GLN:O	2.17	0.44
2:I:504:ASP:OD1	2:I:505:LEU:N	2.51	0.44
2:J:132:GLN:O	2:J:132:GLN:HG2	2.17	0.44
2:J:440:ILE:O	2:J:443:VAL:HG12	2.18	0.44
2:J:584:GLU:HA	2:J:587:ILE:HG12	1.99	0.44
2:K:529:LEU:HB2	2:K:640:LEU:HD13	1.99	0.44
2:L:177:GLY:C	2:L:188:MET:HE1	2.43	0.44
2:L:541:THR:HB	3:L:1000:ADP:PB	2.58	0.44
2:M:625:PHE:CZ	2:M:655:VAL:HG23	2.53	0.44

Continued on next page...

Continued from previous page...

Atom-1	Atom-2	Interatomic distance (Å)	Clash overlap (Å)
2:N:393:GLU:OE2	2:N:397:LYS:NZ	2.45	0.44
2:N:504:ASP:OD1	2:N:505:LEU:N	2.51	0.44
2:N:698:ILE:HG22	2:N:699:PHE:N	2.33	0.44
2:O:139:THR:HG21	2:O:190:GLU:CD	2.42	0.44
2:P:504:ASP:OD1	2:P:505:LEU:N	2.51	0.44
1:D:128:TYR:HB3	1:D:131:ILE:HD11	2.00	0.43
1:D:353:ASN:HA	1:D:356:ILE:HG22	2.00	0.43
1:F:109:GLN:O	1:G:110:TYR:CZ	2.71	0.43
1:F:165:ILE:HG21	1:F:168:PHE:CZ	2.53	0.43
1:F:199:ASN:HB2	1:G:184:GLN:NE2	2.32	0.43
2:J:471:PRO:HB3	2:J:710:TYR:CZ	2.53	0.43
2:K:440:ILE:O	2:K:443:VAL:HG12	2.18	0.43
2:L:334:TYR:O	2:L:335:THR:CG2	2.65	0.43
2:L:471:PRO:HB3	2:L:710:TYR:CZ	2.53	0.43
2:N:139:THR:HG21	2:N:190:GLU:CD	2.42	0.43
2:O:651:ASP:O	2:O:654:ILE:HB	2.17	0.43
2:P:139:THR:HG21	2:P:190:GLU:CD	2.42	0.43
2:P:440:ILE:O	2:P:443:VAL:HG12	2.18	0.43
1:C:165:ILE:HG21	1:C:168:PHE:CZ	2.53	0.43
1:C:271:MET:SD	1:C:275:GLY:O	2.73	0.43
1:G:165:ILE:HG21	1:G:168:PHE:CZ	2.53	0.43
2:J:582:LEU:HA	2:J:585:ILE:HG22	2.00	0.43
2:J:625:PHE:CZ	2:J:655:VAL:HG23	2.53	0.43
2:K:559:LEU:HD12	2:K:605:ASP:C	2.44	0.43
2:K:625:PHE:CZ	2:K:655:VAL:HG23	2.54	0.43
2:M:504:ASP:OD1	2:M:505:LEU:N	2.51	0.43
2:M:514:ARG:NH2	2:N:617:SER:OG	2.51	0.43
2:N:582:LEU:HA	2:N:585:ILE:HG22	2.00	0.43
2:O:471:PRO:HB3	2:O:710:TYR:CZ	2.53	0.43
2:O:559:LEU:HD12	2:O:605:ASP:C	2.43	0.43
2:P:582:LEU:HA	2:P:585:ILE:HG22	2.00	0.43
1:A:109:GLN:O	1:F:110:TYR:CE2	2.71	0.43
1:E:128:TYR:HB3	1:E:131:ILE:HD11	2.00	0.43
1:F:27:SER:OG	1:F:29:MET:CE	2.67	0.43
1:F:29:MET:CE	1:H:325:ALA:H	2.31	0.43
2:I:559:LEU:HD12	2:I:605:ASP:C	2.43	0.43
2:J:177:GLY:C	2:J:188:MET:HE1	2.43	0.43
2:J:559:LEU:HD12	2:J:605:ASP:C	2.44	0.43
2:K:139:THR:HG21	2:K:190:GLU:CD	2.42	0.43
2:L:559:LEU:HD12	2:L:605:ASP:C	2.44	0.43
2:L:625:PHE:CZ	2:L:655:VAL:HG23	2.54	0.43

Continued on next page...

Continued from previous page...

Atom-1	Atom-2	Interatomic distance (Å)	Clash overlap (Å)
2:M:404:VAL:HA	2:N:267:LYS:NZ	2.33	0.43
2:O:472:LEU:HD12	3:O:1000:ADP:N1	2.34	0.43
2:P:471:PRO:HB3	2:P:710:TYR:CZ	2.53	0.43
1:A:28:ASN:CA	1:A:29:MET:HE2	2.49	0.43
1:B:28:ASN:CA	1:B:29:MET:HE2	2.49	0.43
1:C:128:TYR:HB3	1:C:131:ILE:HD11	2.01	0.43
1:E:353:ASN:HA	1:E:356:ILE:HG22	2.00	0.43
1:F:28:ASN:CA	1:F:29:MET:HE2	2.49	0.43
1:G:27:SER:OG	1:G:29:MET:CE	2.67	0.43
1:G:28:ASN:CA	1:G:29:MET:HE2	2.49	0.43
1:H:165:ILE:HG21	1:H:168:PHE:CZ	2.53	0.43
2:I:83:LYS:N	2:I:84:PRO:CD	2.81	0.43
2:J:37:ILE:O	2:J:40:VAL:HG12	2.19	0.43
2:K:541:THR:HB	3:K:1000:ADP:PB	2.59	0.43
2:M:471:PRO:HB3	2:M:710:TYR:CZ	2.53	0.43
2:O:698:ILE:HG22	2:O:699:PHE:N	2.33	0.43
2:P:177:GLY:C	2:P:188:MET:HE1	2.43	0.43
1:A:165:ILE:HG21	1:A:168:PHE:CZ	2.53	0.43
1:H:28:ASN:CA	1:H:29:MET:HE2	2.49	0.43
1:H:128:TYR:HB3	1:H:131:ILE:HD11	2.00	0.43
2:K:504:ASP:OD1	2:K:505:LEU:N	2.51	0.43
2:L:582:LEU:HA	2:L:585:ILE:HG22	2.00	0.43
2:O:440:ILE:O	2:O:443:VAL:HG12	2.18	0.43
2:P:23:LEU:O	2:P:26:THR:OG1	2.32	0.43
2:P:37:ILE:O	2:P:40:VAL:HG12	2.19	0.43
2:P:384:GLN:HA	2:P:387:MET:HE3	2.00	0.43
1:A:128:TYR:HB3	1:A:131:ILE:HD11	2.00	0.43
1:D:27:SER:OG	1:D:29:MET:CE	2.67	0.43
1:E:28:ASN:CA	1:E:29:MET:HE2	2.49	0.43
2:I:119:PRO:O	2:I:121:PHE:N	2.49	0.43
2:I:471:PRO:HB3	2:I:710:TYR:CZ	2.53	0.43
2:L:384:GLN:HA	2:L:387:MET:HE3	2.00	0.43
2:M:83:LYS:N	2:M:84:PRO:CD	2.81	0.43
2:N:83:LYS:N	2:N:84:PRO:CD	2.81	0.43
2:O:384:GLN:HA	2:O:387:MET:HE3	2.00	0.43
1:B:121:GLN:OE1	1:G:141:LEU:HD11	2.18	0.43
1:B:165:ILE:HG21	1:B:168:PHE:CZ	2.53	0.43
1:C:28:ASN:CA	1:C:29:MET:HE2	2.49	0.43
2:I:23:LEU:O	2:I:26:THR:OG1	2.32	0.43
2:J:83:LYS:N	2:J:84:PRO:CD	2.81	0.43
2:L:295:GLN:HG3	2:M:367:LYS:HE2	2.00	0.43

Continued on next page...

Continued from previous page...

Atom-1	Atom-2	Interatomic distance (Å)	Clash overlap (Å)
2:L:440:ILE:O	2:L:443:VAL:HG12	2.18	0.43
2:N:62:VAL:HG12	2:N:63:GLN:N	2.34	0.43
2:N:559:LEU:HD12	2:N:605:ASP:C	2.44	0.43
2:P:559:LEU:HD12	2:P:605:ASP:C	2.44	0.43
2:P:615:ASN:HB2	2:P:618:GLU:HB2	2.01	0.43
2:P:698:ILE:HG22	2:P:699:PHE:N	2.33	0.43
1:B:290:MET:HE2	1:E:354:ARG:CZ	2.46	0.43
1:E:27:SER:OG	1:E:29:MET:CE	2.67	0.43
1:H:144:ILE:O	1:H:148:ILE:CD1	2.61	0.43
2:I:37:ILE:O	2:I:40:VAL:HG12	2.19	0.43
2:I:440:ILE:O	2:I:443:VAL:HG12	2.18	0.43
2:I:625:PHE:CZ	2:I:655:VAL:HG23	2.54	0.43
2:L:83:LYS:N	2:L:84:PRO:CD	2.81	0.43
2:M:37:ILE:O	2:M:40:VAL:HG12	2.19	0.43
2:O:37:ILE:O	2:O:40:VAL:HG12	2.19	0.43
2:O:83:LYS:N	2:O:84:PRO:CD	2.81	0.43
1:B:128:TYR:HB3	1:B:131:ILE:HD11	2.00	0.43
1:C:97:VAL:CG2	1:C:97:VAL:O	2.64	0.43
1:D:28:ASN:CA	1:D:29:MET:HE2	2.49	0.43
2:I:615:ASN:HB2	2:I:618:GLU:HB2	2.01	0.43
2:J:59:ASP:OD1	2:K:97:ARG:NH2	2.49	0.43
2:J:112:ALA:HB3	2:J:205:TYR:OH	2.19	0.43
2:K:582:LEU:HA	2:K:585:ILE:HG22	2.00	0.43
2:L:615:ASN:HB2	2:L:618:GLU:HB2	2.01	0.43
2:M:473:SER:HB3	3:M:1000:ADP:C2	2.54	0.43
2:N:471:PRO:HB3	2:N:710:TYR:CZ	2.53	0.43
2:O:582:LEU:HA	2:O:585:ILE:HG22	2.00	0.43
2:O:615:ASN:HB2	2:O:618:GLU:HB2	2.01	0.43
1:A:27:SER:OG	1:A:29:MET:CE	2.67	0.43
2:I:384:GLN:HA	2:I:387:MET:HE3	2.00	0.43
2:J:261:LYS:O	2:J:261:LYS:HD3	2.19	0.43
2:K:291:ASN:CG	2:L:370:GLN:NE2	2.77	0.43
2:K:411:ASP:OD2	2:L:97:ARG:HB2	2.18	0.43
2:L:62:VAL:HG12	2:L:63:GLN:N	2.34	0.43
2:M:559:LEU:HD12	2:M:605:ASP:C	2.44	0.43
2:N:37:ILE:O	2:N:40:VAL:HG12	2.19	0.43
2:N:507:ILE:O	2:N:510:ILE:HG22	2.19	0.43
2:P:393:GLU:CD	2:P:397:LYS:HD2	2.44	0.43
1:C:27:SER:OG	1:C:29:MET:CE	2.67	0.42
1:F:128:TYR:HB3	1:F:131:ILE:HD11	2.00	0.42
2:I:100:LEU:O	2:I:104:VAL:HG23	2.20	0.42

Continued on next page...

Continued from previous page...

Atom-1	Atom-2	Interatomic distance (Å)	Clash overlap (Å)
2:I:417:PRO:HD3	2:J:208:LEU:HD22	1.99	0.42
2:I:538:ILE:N	3:I:1000:ADP:O1A	2.52	0.42
2:J:558:VAL:HG13	2:J:604:PHE:CD1	2.54	0.42
2:K:62:VAL:HG12	2:K:63:GLN:N	2.34	0.42
2:K:261:LYS:O	2:K:261:LYS:HD3	2.19	0.42
2:K:300:VAL:HG13	2:L:369:GLN:OE1	2.19	0.42
2:L:37:ILE:O	2:L:40:VAL:HG12	2.19	0.42
2:M:558:VAL:HG13	2:M:604:PHE:CD1	2.54	0.42
2:N:112:ALA:HB3	2:N:205:TYR:OH	2.19	0.42
2:N:261:LYS:O	2:N:261:LYS:HD3	2.19	0.42
2:O:112:ALA:HB3	2:O:205:TYR:OH	2.19	0.42
2:P:112:ALA:HB3	2:P:205:TYR:OH	2.19	0.42
1:A:322:MET:SD	1:G:27:SER:OG	2.77	0.42
1:C:52:VAL:N	1:H:35:ASP:O	2.49	0.42
2:K:558:VAL:HG13	2:K:604:PHE:CD1	2.54	0.42
2:K:647:LEU:HD21	2:K:679:SER:HB3	2.01	0.42
2:L:100:LEU:O	2:L:104:VAL:HG23	2.20	0.42
2:M:615:ASN:HB2	2:M:618:GLU:HB2	2.01	0.42
2:N:100:LEU:O	2:N:104:VAL:HG23	2.19	0.42
2:N:625:PHE:CZ	2:N:655:VAL:HG23	2.54	0.42
2:P:261:LYS:O	2:P:261:LYS:HD3	2.19	0.42
2:P:393:GLU:OE2	2:P:397:LYS:NZ	2.45	0.42
1:B:158:ASP:N	1:B:159:PRO:HD3	2.35	0.42
1:D:158:ASP:N	1:D:159:PRO:HD3	2.35	0.42
1:D:371:ASP:OD2	1:E:367:ARG:NH2	2.51	0.42
1:F:206:ASP:OD1	1:F:206:ASP:N	2.53	0.42
2:I:558:VAL:HG13	2:I:604:PHE:CD1	2.54	0.42
2:K:100:LEU:O	2:K:104:VAL:HG23	2.20	0.42
2:M:384:GLN:HA	2:M:387:MET:HE3	2.00	0.42
1:A:111:ARG:CD	1:H:113:SER:OG	2.66	0.42
1:A:141:LEU:HD11	1:F:121:GLN:OE1	2.20	0.42
1:B:29:MET:SD	1:F:324:ASP:OD1	2.77	0.42
1:D:255:LEU:HB3	1:D:338:PRO:HB3	2.02	0.42
1:E:158:ASP:N	1:E:159:PRO:HD3	2.35	0.42
1:E:206:ASP:OD1	1:E:206:ASP:N	2.53	0.42
1:G:128:TYR:HB3	1:G:131:ILE:HD11	2.00	0.42
1:G:158:ASP:N	1:G:159:PRO:HD3	2.35	0.42
2:I:261:LYS:O	2:I:261:LYS:HD3	2.19	0.42
2:J:393:GLU:CD	2:J:397:LYS:HD2	2.45	0.42
2:L:261:LYS:O	2:L:261:LYS:HD3	2.19	0.42
2:L:393:GLU:CD	2:L:397:LYS:HD2	2.45	0.42

Continued on next page...

Continued from previous page...

Atom-1	Atom-2	Interatomic distance (Å)	Clash overlap (Å)
2:L:559:LEU:HD13	2:L:605:ASP:HB2	2.02	0.42
2:M:261:LYS:O	2:M:261:LYS:HD3	2.19	0.42
2:M:383:GLN:CG	2:N:377:ARG:HH12	2.33	0.42
2:M:647:LEU:HD21	2:M:679:SER:HB3	2.01	0.42
2:N:384:GLN:O	2:N:387:MET:HG2	2.20	0.42
2:N:558:VAL:HG13	2:N:604:PHE:CD1	2.54	0.42
1:B:121:GLN:HG2	1:B:125:THR:O	2.20	0.42
1:B:206:ASP:OD1	1:B:206:ASP:N	2.53	0.42
1:D:301:ILE:HD12	1:E:328:LEU:HD21	2.02	0.42
2:I:62:VAL:HG12	2:I:63:GLN:N	2.34	0.42
2:I:559:LEU:HD13	2:I:605:ASP:HB2	2.02	0.42
2:K:83:LYS:N	2:K:84:PRO:CD	2.81	0.42
2:K:384:GLN:HA	2:K:387:MET:HE3	2.00	0.42
2:K:559:LEU:HD13	2:K:605:ASP:HB2	2.02	0.42
2:N:384:GLN:HA	2:N:387:MET:HE3	2.00	0.42
2:N:647:LEU:HD21	2:N:679:SER:HB3	2.01	0.42
2:O:62:VAL:HG12	2:O:63:GLN:N	2.34	0.42
1:B:290:MET:HE1	1:E:354:ARG:CD	2.50	0.42
1:C:129:PRO:HG2	1:D:98:TRP:CD2	2.55	0.42
1:C:158:ASP:N	1:C:159:PRO:HD3	2.35	0.42
1:E:121:GLN:HG2	1:E:125:THR:O	2.20	0.42
1:F:27:SER:HB2	1:H:322:MET:CE	2.50	0.42
1:F:121:GLN:HG2	1:F:125:THR:O	2.20	0.42
1:H:27:SER:OG	1:H:29:MET:CE	2.67	0.42
1:H:121:GLN:HG2	1:H:125:THR:O	2.20	0.42
1:H:206:ASP:OD1	1:H:206:ASP:N	2.53	0.42
2:J:62:VAL:HG12	2:J:63:GLN:N	2.34	0.42
2:K:112:ALA:HB3	2:K:205:TYR:OH	2.19	0.42
2:K:615:ASN:HB2	2:K:618:GLU:HB2	2.01	0.42
2:L:112:ALA:HB3	2:L:205:TYR:OH	2.19	0.42
2:L:384:GLN:O	2:L:387:MET:HG2	2.20	0.42
2:L:507:ILE:O	2:L:510:ILE:HG22	2.19	0.42
2:L:647:LEU:HD21	2:L:679:SER:HB3	2.01	0.42
2:M:112:ALA:HB3	2:M:205:TYR:OH	2.19	0.42
2:M:582:LEU:HA	2:M:585:ILE:HG22	2.00	0.42
2:O:625:PHE:CZ	2:O:655:VAL:HG23	2.54	0.42
2:P:625:PHE:CZ	2:P:655:VAL:HG23	2.54	0.42
1:A:290:MET:CE	1:F:354:ARG:NH1	2.83	0.42
1:C:121:GLN:HG2	1:C:125:THR:O	2.20	0.42
1:C:255:LEU:HB3	1:C:338:PRO:HB3	2.02	0.42
1:D:158:ASP:N	1:D:159:PRO:CD	2.83	0.42

Continued on next page...

Continued from previous page...

Atom-1	Atom-2	Interatomic distance (Å)	Clash overlap (Å)
1:G:121:GLN:HG2	1:G:125:THR:O	2.20	0.42
1:G:206:ASP:OD1	1:G:206:ASP:N	2.53	0.42
1:H:97:VAL:HG21	1:H:103:LEU:CB	2.49	0.42
2:I:507:ILE:O	2:I:510:ILE:HG22	2.19	0.42
2:J:559:LEU:HD13	2:J:605:ASP:HB2	2.02	0.42
2:M:119:PRO:O	2:M:121:PHE:N	2.49	0.42
2:N:393:GLU:CD	2:N:397:LYS:HD2	2.45	0.42
2:O:559:LEU:HD13	2:O:605:ASP:HB2	2.02	0.42
2:P:558:VAL:HG13	2:P:604:PHE:CD1	2.54	0.42
2:P:559:LEU:HD13	2:P:605:ASP:HB2	2.02	0.42
1:B:27:SER:OG	1:B:29:MET:CE	2.67	0.42
1:F:66:ARG:H	1:F:66:ARG:HD3	1.85	0.42
1:F:255:LEU:HB3	1:F:338:PRO:HB3	2.02	0.42
1:H:158:ASP:N	1:H:159:PRO:CD	2.83	0.42
2:I:530:MET:SD	2:I:655:VAL:HG11	2.60	0.42
2:J:507:ILE:O	2:J:510:ILE:HG22	2.19	0.42
2:L:65:GLU:OE1	2:M:260:ARG:CZ	2.68	0.42
2:M:62:VAL:HG12	2:M:63:GLN:N	2.34	0.42
2:M:440:ILE:O	2:M:443:VAL:HG12	2.18	0.42
2:N:276:LEU:HD23	2:N:389:LEU:HD13	2.02	0.42
1:A:66:ARG:HD3	1:A:66:ARG:H	1.85	0.42
1:E:253:ASP:HA	1:E:256:LYS:NZ	2.35	0.42
1:E:255:LEU:HB3	1:E:338:PRO:HB3	2.02	0.42
1:F:158:ASP:N	1:F:159:PRO:HD3	2.35	0.42
2:I:112:ALA:HB3	2:I:205:TYR:OH	2.19	0.42
2:K:37:ILE:O	2:K:40:VAL:HG12	2.19	0.42
2:L:514:ARG:HH12	2:M:618:GLU:CD	2.20	0.42
2:M:100:LEU:O	2:M:104:VAL:HG23	2.20	0.42
2:M:507:ILE:O	2:M:510:ILE:HG22	2.19	0.42
2:O:530:MET:SD	2:O:655:VAL:HG11	2.60	0.42
1:B:97:VAL:HG21	1:B:103:LEU:CB	2.49	0.42
1:B:158:ASP:N	1:B:159:PRO:CD	2.83	0.42
1:E:158:ASP:N	1:E:159:PRO:CD	2.83	0.42
1:G:66:ARG:HD3	1:G:66:ARG:H	1.85	0.42
2:J:384:GLN:O	2:J:387:MET:HG2	2.20	0.42
2:M:393:GLU:OE2	2:M:397:LYS:NZ	2.45	0.42
2:N:530:MET:SD	2:N:655:VAL:HG11	2.60	0.42
2:O:276:LEU:HD23	2:O:389:LEU:HD13	2.02	0.42
2:P:100:LEU:O	2:P:104:VAL:HG23	2.20	0.42
1:B:253:ASP:HA	1:B:256:LYS:NZ	2.35	0.41
1:B:303:PRO:HB3	1:G:329:VAL:HG23	2.00	0.41

Continued on next page...

Continued from previous page...

Atom-1	Atom-2	Interatomic distance (Å)	Clash overlap (Å)
1:E:66:ARG:H	1:E:66:ARG:HD3	1.85	0.41
1:E:130:TYR:O	1:E:155:TYR:CE2	2.73	0.41
1:F:158:ASP:N	1:F:159:PRO:CD	2.83	0.41
1:G:255:LEU:HB3	1:G:338:PRO:HB3	2.02	0.41
2:J:23:LEU:O	2:J:26:THR:OG1	2.32	0.41
2:L:668:TYR:HA	2:L:695:LEU:HD11	2.02	0.41
2:M:383:GLN:CD	2:N:377:ARG:HH12	2.27	0.41
2:M:530:MET:SD	2:M:655:VAL:HG11	2.60	0.41
2:M:559:LEU:HD13	2:M:605:ASP:HB2	2.02	0.41
2:N:615:ASN:HB2	2:N:618:GLU:HB2	2.01	0.41
2:O:23:LEU:O	2:O:26:THR:OG1	2.32	0.41
2:O:647:LEU:HD21	2:O:679:SER:HB3	2.02	0.41
2:P:507:ILE:O	2:P:510:ILE:HG22	2.19	0.41
1:D:333:GLU:O	1:D:335:ARG:N	2.54	0.41
1:E:333:GLU:O	1:E:335:ARG:N	2.53	0.41
1:H:66:ARG:H	1:H:66:ARG:HD3	1.85	0.41
1:H:158:ASP:N	1:H:159:PRO:HD3	2.35	0.41
2:J:100:LEU:O	2:J:104:VAL:HG23	2.20	0.41
2:K:384:GLN:O	2:K:387:MET:HG2	2.20	0.41
2:L:715:TYR:CG	2:M:567:LYS:HE3	2.54	0.41
1:B:130:TYR:O	1:B:155:TYR:CE2	2.73	0.41
1:B:351:ARG:HH21	1:E:24:LEU:HB2	1.85	0.41
1:G:130:TYR:O	1:G:155:TYR:CE2	2.73	0.41
1:H:130:TYR:O	1:H:155:TYR:CE2	2.73	0.41
2:I:686:ASN:OD1	2:P:515:THR:CG2	2.68	0.41
2:K:507:ILE:O	2:K:510:ILE:HG22	2.19	0.41
2:K:540:MET:O	2:K:543:VAL:HG22	2.21	0.41
2:K:668:TYR:HA	2:K:695:LEU:HD11	2.02	0.41
2:L:540:MET:O	2:L:543:VAL:HG22	2.21	0.41
2:M:276:LEU:HD23	2:M:389:LEU:HD13	2.02	0.41
2:O:507:ILE:O	2:O:510:ILE:HG22	2.19	0.41
2:P:62:VAL:HG12	2:P:63:GLN:N	2.34	0.41
2:P:276:LEU:HD23	2:P:389:LEU:HD13	2.02	0.41
1:A:121:GLN:HG2	1:A:125:THR:O	2.20	0.41
1:C:35:ASP:O	1:D:52:VAL:HB	2.20	0.41
1:C:66:ARG:H	1:C:66:ARG:HD3	1.85	0.41
1:C:356:ILE:CD1	1:H:362:THR:HA	2.50	0.41
1:D:253:ASP:HA	1:D:256:LYS:NZ	2.35	0.41
1:F:290:MET:CE	1:G:354:ARG:NH1	2.83	0.41
1:G:158:ASP:N	1:G:159:PRO:CD	2.83	0.41
2:I:384:GLN:O	2:I:387:MET:HG2	2.20	0.41

Continued on next page...

Continued from previous page...

Atom-1	Atom-2	Interatomic distance (Å)	Clash overlap (Å)
2:J:540:MET:O	2:J:543:VAL:HG22	2.21	0.41
2:N:23:LEU:O	2:N:26:THR:OG1	2.32	0.41
2:O:261:LYS:HD3	2:O:261:LYS:O	2.19	0.41
2:O:384:GLN:O	2:O:387:MET:HG2	2.20	0.41
1:C:130:TYR:O	1:C:155:TYR:CE2	2.73	0.41
1:F:130:TYR:O	1:F:155:TYR:CE2	2.73	0.41
1:H:230:MET:CG	1:H:231:GLN:N	2.84	0.41
1:H:255:LEU:HB3	1:H:338:PRO:HB3	2.02	0.41
1:H:271:MET:SD	1:H:275:GLY:O	2.73	0.41
2:L:23:LEU:O	2:L:26:THR:OG1	2.32	0.41
2:L:41:PHE:HA	2:L:44:CYS:SG	2.61	0.41
2:L:530:MET:SD	2:L:655:VAL:HG11	2.60	0.41
2:M:23:LEU:O	2:M:26:THR:OG1	2.32	0.41
2:M:540:MET:O	2:M:543:VAL:HG22	2.21	0.41
2:O:393:GLU:CD	2:O:397:LYS:HD2	2.45	0.41
2:P:384:GLN:O	2:P:387:MET:HG2	2.20	0.41
1:A:158:ASP:N	1:A:159:PRO:HD3	2.35	0.41
1:A:253:ASP:HA	1:A:256:LYS:NZ	2.35	0.41
1:A:255:LEU:HB3	1:A:338:PRO:HB3	2.02	0.41
1:B:230:MET:CG	1:B:231:GLN:N	2.84	0.41
1:D:97:VAL:HG21	1:D:103:LEU:CB	2.49	0.41
1:D:130:TYR:O	1:D:155:TYR:CE2	2.73	0.41
1:G:86:ARG:CZ	1:G:140:THR:HG23	2.51	0.41
1:H:91:ASP:O	1:H:120:VAL:HG23	2.21	0.41
1:H:253:ASP:HA	1:H:256:LYS:NZ	2.35	0.41
2:I:647:LEU:HD21	2:I:679:SER:HB3	2.02	0.41
2:J:621:MET:CE	2:J:654:ILE:HG23	2.51	0.41
2:L:276:LEU:HD23	2:L:389:LEU:CD1	2.51	0.41
2:L:383:GLN:OE1	2:M:377:ARG:NH1	2.54	0.41
2:M:94:ILE:HG13	2:M:253:TYR:CE1	2.56	0.41
2:M:393:GLU:CD	2:M:397:LYS:HD2	2.45	0.41
2:N:383:GLN:HG3	2:O:377:ARG:NH1	2.35	0.41
2:N:507:ILE:HA	2:N:510:ILE:HG22	2.03	0.41
2:N:559:LEU:HD13	2:N:605:ASP:HB2	2.02	0.41
2:O:540:MET:O	2:O:543:VAL:HG22	2.21	0.41
2:P:530:MET:SD	2:P:655:VAL:HG11	2.60	0.41
1:A:158:ASP:N	1:A:159:PRO:CD	2.83	0.41
1:A:206:ASP:OD1	1:A:206:ASP:N	2.53	0.41
1:A:230:MET:CG	1:A:231:GLN:N	2.84	0.41
1:B:66:ARG:HD3	1:B:66:ARG:H	1.85	0.41
1:B:91:ASP:O	1:B:120:VAL:HG23	2.21	0.41

Continued on next page...

Continued from previous page...

Atom-1	Atom-2	Interatomic distance (Å)	Clash overlap (Å)
1:B:351:ARG:HH12	1:E:27:SER:N	2.19	0.41
1:C:158:ASP:N	1:C:159:PRO:CD	2.83	0.41
1:C:333:GLU:O	1:C:335:ARG:N	2.53	0.41
1:E:230:MET:CG	1:E:231:GLN:N	2.84	0.41
1:G:253:ASP:HA	1:G:256:LYS:NZ	2.35	0.41
1:H:333:GLU:O	1:H:335:ARG:N	2.53	0.41
2:I:94:ILE:HG13	2:I:253:TYR:CE1	2.56	0.41
2:I:393:GLU:CD	2:I:397:LYS:HD2	2.45	0.41
2:J:94:ILE:HG13	2:J:253:TYR:CE1	2.56	0.41
2:J:615:ASN:HB2	2:J:618:GLU:HB2	2.01	0.41
2:K:393:GLU:CD	2:K:397:LYS:HD2	2.44	0.41
2:M:668:TYR:HA	2:M:695:LEU:HD11	2.02	0.41
2:P:276:LEU:HD21	2:P:389:LEU:CB	2.31	0.41
2:P:621:MET:CE	2:P:654:ILE:HG23	2.51	0.41
2:P:647:LEU:HD21	2:P:679:SER:HB3	2.01	0.41
2:P:668:TYR:HA	2:P:695:LEU:HD11	2.02	0.41
1:A:130:TYR:O	1:A:155:TYR:CE2	2.74	0.41
1:B:110:TYR:CE2	1:G:109:GLN:O	2.73	0.41
1:B:354:ARG:HD3	1:G:290:MET:HE1	2.01	0.41
1:C:230:MET:CG	1:C:231:GLN:N	2.84	0.41
1:C:328:LEU:CD1	1:H:341:VAL:HG21	2.50	0.41
1:D:91:ASP:O	1:D:120:VAL:HG23	2.21	0.41
1:E:91:ASP:O	1:E:120:VAL:HG23	2.21	0.41
1:F:253:ASP:HA	1:F:256:LYS:NZ	2.35	0.41
1:F:329:VAL:HG23	1:G:303:PRO:HG3	2.03	0.41
2:I:41:PHE:HA	2:I:44:CYS:SG	2.61	0.41
2:J:276:LEU:HD23	2:J:389:LEU:CD1	2.51	0.41
2:K:530:MET:SD	2:K:655:VAL:HG11	2.60	0.41
2:L:94:ILE:HG13	2:L:253:TYR:CE1	2.56	0.41
2:L:276:LEU:HD23	2:L:389:LEU:HD13	2.02	0.41
2:L:558:VAL:HG13	2:L:604:PHE:CD1	2.54	0.41
2:O:507:ILE:HA	2:O:510:ILE:HG22	2.03	0.41
1:A:91:ASP:O	1:A:120:VAL:HG23	2.21	0.41
1:B:29:MET:SD	1:F:324:ASP:HA	2.60	0.41
1:B:110:TYR:CE1	1:G:109:GLN:HB2	2.56	0.41
1:B:290:MET:HE1	1:E:354:ARG:HD3	2.02	0.41
1:C:213:VAL:HG13	1:C:248:TYR:O	2.21	0.41
1:D:66:ARG:H	1:D:66:ARG:HD3	1.85	0.41
1:D:121:GLN:HG2	1:D:125:THR:O	2.20	0.41
1:D:206:ASP:OD1	1:D:206:ASP:N	2.53	0.41
1:D:213:VAL:HG13	1:D:248:TYR:O	2.21	0.41

Continued on next page...

Continued from previous page...

Atom-1	Atom-2	Interatomic distance (Å)	Clash overlap (Å)
1:D:230:MET:CG	1:D:231:GLN:N	2.84	0.41
1:D:246:ILE:HD11	1:E:195:LEU:HD21	2.03	0.41
1:D:361:PRO:HB3	1:E:360:LEU:HD11	2.01	0.41
1:F:86:ARG:CZ	1:F:140:THR:HG23	2.51	0.41
1:F:230:MET:CG	1:F:231:GLN:N	2.84	0.41
1:G:230:MET:CG	1:G:231:GLN:N	2.84	0.41
2:I:276:LEU:HD23	2:I:389:LEU:CD1	2.51	0.41
2:J:404:VAL:HG12	2:J:405:GLY:O	2.21	0.41
2:J:530:MET:SD	2:J:655:VAL:HG11	2.60	0.41
2:J:668:TYR:HA	2:J:695:LEU:HD11	2.02	0.41
2:K:276:LEU:HD23	2:K:389:LEU:CD1	2.51	0.41
2:K:585:ILE:HD12	2:K:590:GLY:C	2.46	0.41
2:L:585:ILE:HD12	2:L:590:GLY:C	2.46	0.41
2:L:715:TYR:CE1	2:M:567:LYS:HD2	2.56	0.41
2:L:715:TYR:OH	2:M:567:LYS:HB2	2.21	0.41
2:M:41:PHE:HA	2:M:44:CYS:SG	2.61	0.41
2:M:384:GLN:O	2:M:387:MET:HG2	2.20	0.41
2:M:585:ILE:HD12	2:M:590:GLY:C	2.46	0.41
2:M:702:ALA:HB2	2:M:710:TYR:C	2.46	0.41
2:N:540:MET:O	2:N:543:VAL:HG22	2.21	0.41
2:O:100:LEU:O	2:O:104:VAL:HG23	2.20	0.41
2:O:558:VAL:HG13	2:O:604:PHE:CD1	2.54	0.41
1:B:86:ARG:CZ	1:B:140:THR:HG23	2.51	0.41
1:B:367:ARG:NH2	1:E:371:ASP:OD2	2.53	0.41
1:C:110:TYR:CE2	1:D:109:GLN:O	2.74	0.41
1:C:129:PRO:CG	1:D:98:TRP:CD2	3.05	0.41
1:G:91:ASP:O	1:G:120:VAL:HG23	2.21	0.41
1:G:333:GLU:O	1:G:335:ARG:N	2.53	0.41
1:H:213:VAL:HG13	1:H:248:TYR:O	2.21	0.41
2:I:365:MET:SD	2:P:300:VAL:HG21	2.60	0.41
2:L:702:ALA:HB2	2:L:710:TYR:C	2.46	0.41
2:N:327:GLU:HA	2:N:330:ILE:HG22	2.03	0.41
2:O:41:PHE:HA	2:O:44:CYS:SG	2.61	0.41
2:O:94:ILE:HG13	2:O:253:TYR:CE1	2.56	0.41
2:O:276:LEU:HD23	2:O:389:LEU:CD1	2.51	0.41
1:B:74:MET:HA	1:B:74:MET:CE	2.43	0.40
1:B:307:GLU:C	1:B:309:GLY:N	2.79	0.40
1:C:253:ASP:HA	1:C:256:LYS:NZ	2.35	0.40
1:C:361:PRO:HB3	1:D:360:LEU:HD11	2.03	0.40
1:G:213:VAL:HG13	1:G:248:TYR:O	2.21	0.40
2:I:165:SER:HA	2:I:170:PHE:O	2.22	0.40

Continued on next page...

Continued from previous page...

Atom-1	Atom-2	Interatomic distance (Å)	Clash overlap (Å)
2:I:591:ASP:OD1	2:I:593:THR:OG1	2.38	0.40
2:J:222:GLU:HA	2:J:230:LEU:HD23	2.04	0.40
2:J:585:ILE:HD12	2:J:590:GLY:C	2.46	0.40
2:L:300:VAL:HG21	2:M:365:MET:SD	2.61	0.40
2:L:539:GLY:CA	3:L:1000:ADP:O3A	2.69	0.40
2:N:276:LEU:HD21	2:N:389:LEU:CB	2.31	0.40
2:N:276:LEU:HD23	2:N:389:LEU:CD1	2.51	0.40
2:N:702:ALA:HB2	2:N:710:TYR:C	2.46	0.40
2:P:125:TRP:CZ2	2:P:129:MET:HE3	2.57	0.40
2:P:507:ILE:HA	2:P:510:ILE:HG22	2.03	0.40
2:P:540:MET:O	2:P:543:VAL:HG22	2.21	0.40
2:P:702:ALA:HB2	2:P:710:TYR:C	2.46	0.40
1:A:213:VAL:HG13	1:A:248:TYR:O	2.21	0.40
1:C:254:ASP:OD2	1:C:254:ASP:N	2.52	0.40
1:D:86:ARG:CZ	1:D:140:THR:HG23	2.51	0.40
1:E:213:VAL:HG13	1:E:248:TYR:O	2.21	0.40
1:F:195:LEU:HD21	1:G:246:ILE:CD1	2.51	0.40
1:F:333:GLU:O	1:F:335:ARG:N	2.53	0.40
1:H:28:ASN:N	1:H:29:MET:HE2	2.37	0.40
2:L:125:TRP:CZ2	2:L:129:MET:HE3	2.57	0.40
2:M:327:GLU:HA	2:M:330:ILE:HG22	2.03	0.40
2:N:668:TYR:HA	2:N:695:LEU:HD11	2.02	0.40
2:O:222:GLU:HA	2:O:230:LEU:HD23	2.04	0.40
1:A:86:ARG:CZ	1:A:140:THR:HG23	2.51	0.40
1:A:333:GLU:O	1:A:335:ARG:N	2.53	0.40
1:C:86:ARG:CZ	1:C:140:THR:HG23	2.51	0.40
1:E:86:ARG:CZ	1:E:140:THR:HG23	2.51	0.40
1:F:346:THR:O	1:G:28:ASN:ND2	2.54	0.40
2:I:276:LEU:HD23	2:I:389:LEU:HD13	2.02	0.40
2:I:536:PRO:CG	2:P:715:TYR:CE1	3.03	0.40
2:I:540:MET:O	2:I:543:VAL:HG22	2.21	0.40
2:I:668:TYR:HA	2:I:695:LEU:HD11	2.02	0.40
2:J:41:PHE:HA	2:J:44:CYS:SG	2.61	0.40
2:J:125:TRP:CZ2	2:J:129:MET:HE3	2.57	0.40
2:J:647:LEU:HD21	2:J:679:SER:HB3	2.01	0.40
2:K:404:VAL:HG12	2:K:405:GLY:O	2.21	0.40
2:K:702:ALA:HB2	2:K:710:TYR:C	2.46	0.40
2:L:327:GLU:HA	2:L:330:ILE:HG22	2.03	0.40
2:M:404:VAL:HG12	2:M:405:GLY:O	2.21	0.40
2:P:94:ILE:HG13	2:P:253:TYR:CE1	2.56	0.40
2:P:276:LEU:HD23	2:P:389:LEU:CD1	2.51	0.40

Continued on next page...

Continued from previous page...

Atom-1	Atom-2	Interatomic distance (Å)	Clash overlap (Å)
1:A:28:ASN:N	1:A:29:MET:HE2	2.37	0.40
1:B:28:ASN:N	1:B:29:MET:HE2	2.37	0.40
1:B:213:VAL:HG13	1:B:248:TYR:O	2.21	0.40
1:H:86:ARG:CZ	1:H:140:THR:HG23	2.51	0.40
2:J:702:ALA:HB2	2:J:710:TYR:C	2.46	0.40
2:K:23:LEU:O	2:K:26:THR:OG1	2.32	0.40
2:M:507:ILE:HA	2:M:510:ILE:HG22	2.03	0.40
2:N:222:GLU:HA	2:N:230:LEU:HD23	2.04	0.40
2:O:702:ALA:HB2	2:O:710:TYR:C	2.46	0.40
2:P:41:PHE:HA	2:P:44:CYS:SG	2.61	0.40
2:P:222:GLU:HA	2:P:230:LEU:HD23	2.04	0.40
1:B:329:VAL:HG23	1:E:303:PRO:HB3	2.03	0.40
1:D:307:GLU:C	1:D:309:GLY:N	2.79	0.40
1:F:148:ILE:HD12	1:F:148:ILE:H	1.87	0.40
1:F:213:VAL:HG13	1:F:248:TYR:O	2.21	0.40
1:G:28:ASN:N	1:G:29:MET:HE2	2.37	0.40
1:G:152:LEU:HD23	1:G:159:PRO:HB2	2.04	0.40
2:I:125:TRP:CZ2	2:I:129:MET:HE3	2.57	0.40
2:I:222:GLU:HA	2:I:230:LEU:HD23	2.03	0.40
2:I:404:VAL:HG12	2:I:405:GLY:O	2.21	0.40
2:I:702:ALA:HB2	2:I:710:TYR:C	2.46	0.40
2:K:41:PHE:HA	2:K:44:CYS:SG	2.61	0.40
2:K:125:TRP:CZ2	2:K:129:MET:HE3	2.57	0.40
2:K:222:GLU:HA	2:K:230:LEU:HD23	2.04	0.40
2:K:507:ILE:HA	2:K:510:ILE:HG22	2.03	0.40
2:L:119:PRO:O	2:L:121:PHE:N	2.49	0.40
2:N:94:ILE:HG13	2:N:253:TYR:CE1	2.56	0.40
2:O:165:SER:HA	2:O:170:PHE:O	2.22	0.40

There are no symmetry-related clashes.

5.3 Torsion angles

5.3.1 Protein backbone

In the following table, the Percentiles column shows the percent Ramachandran outliers of the chain as a percentile score with respect to all PDB entries followed by that with respect to all EM entries.

The Analysed column shows the number of residues for which the backbone conformation was analysed, and the total number of residues.

Mol	Chain	Analysed	Favoured	Allowed	Outliers	Percentiles	
1	A	354/394 (90%)	339 (96%)	14 (4%)	1 (0%)	36	72
1	B	354/394 (90%)	340 (96%)	13 (4%)	1 (0%)	36	72
1	C	354/394 (90%)	340 (96%)	13 (4%)	1 (0%)	36	72
1	D	354/394 (90%)	339 (96%)	14 (4%)	1 (0%)	36	72
1	E	354/394 (90%)	339 (96%)	14 (4%)	1 (0%)	36	72
1	F	354/394 (90%)	339 (96%)	14 (4%)	1 (0%)	36	72
1	G	354/394 (90%)	339 (96%)	14 (4%)	1 (0%)	36	72
1	H	354/394 (90%)	340 (96%)	13 (4%)	1 (0%)	36	72
2	I	667/738 (90%)	638 (96%)	24 (4%)	5 (1%)	18	56
2	J	667/738 (90%)	638 (96%)	24 (4%)	5 (1%)	18	56
2	K	667/738 (90%)	638 (96%)	24 (4%)	5 (1%)	18	56
2	L	667/738 (90%)	638 (96%)	24 (4%)	5 (1%)	18	56
2	M	667/738 (90%)	638 (96%)	24 (4%)	5 (1%)	18	56
2	N	667/738 (90%)	638 (96%)	24 (4%)	5 (1%)	18	56
2	O	667/738 (90%)	638 (96%)	24 (4%)	5 (1%)	18	56
2	P	667/738 (90%)	638 (96%)	24 (4%)	5 (1%)	18	56
All	All	8168/9056 (90%)	7819 (96%)	301 (4%)	48 (1%)	23	59

All (48) Ramachandran outliers are listed below:

Mol	Chain	Res	Type
2	I	338	HIS
2	I	701	ARG
2	J	338	HIS
2	J	701	ARG
2	K	338	HIS
2	K	701	ARG
2	L	338	HIS
2	L	701	ARG
2	M	338	HIS
2	M	701	ARG
2	N	338	HIS
2	N	701	ARG
2	O	338	HIS
2	O	701	ARG
2	P	338	HIS
2	P	701	ARG

Continued on next page...

Continued from previous page...

Mol	Chain	Res	Type
1	A	110	TYR
1	B	110	TYR
1	C	110	TYR
1	D	110	TYR
1	E	110	TYR
1	F	110	TYR
1	G	110	TYR
1	H	110	TYR
2	I	332	LYS
2	J	332	LYS
2	K	332	LYS
2	L	332	LYS
2	M	332	LYS
2	N	332	LYS
2	O	332	LYS
2	P	332	LYS
2	I	700	ARG
2	J	700	ARG
2	K	700	ARG
2	L	700	ARG
2	M	700	ARG
2	N	700	ARG
2	O	700	ARG
2	P	700	ARG
2	I	120	ILE
2	J	120	ILE
2	K	120	ILE
2	L	120	ILE
2	M	120	ILE
2	N	120	ILE
2	O	120	ILE
2	P	120	ILE

5.3.2 Protein sidechains ⓘ

In the following table, the Percentiles column shows the percent sidechain outliers of the chain as a percentile score with respect to all PDB entries followed by that with respect to all EM entries.

The Analysed column shows the number of residues for which the sidechain conformation was analysed, and the total number of residues.

Mol	Chain	Analysed	Rotameric	Outliers	Percentiles	
1	A	305/342 (89%)	305 (100%)	0	100	100
1	B	305/342 (89%)	305 (100%)	0	100	100
1	C	305/342 (89%)	305 (100%)	0	100	100
1	D	305/342 (89%)	305 (100%)	0	100	100
1	E	305/342 (89%)	305 (100%)	0	100	100
1	F	305/342 (89%)	305 (100%)	0	100	100
1	G	305/342 (89%)	305 (100%)	0	100	100
1	H	305/342 (89%)	305 (100%)	0	100	100
2	I	575/630 (91%)	575 (100%)	0	100	100
2	J	575/630 (91%)	575 (100%)	0	100	100
2	K	575/630 (91%)	575 (100%)	0	100	100
2	L	575/630 (91%)	575 (100%)	0	100	100
2	M	575/630 (91%)	575 (100%)	0	100	100
2	N	575/630 (91%)	575 (100%)	0	100	100
2	O	575/630 (91%)	575 (100%)	0	100	100
2	P	575/630 (91%)	575 (100%)	0	100	100
All	All	7040/7776 (90%)	7040 (100%)	0	100	100

There are no protein residues with a non-rotameric sidechain to report.

Sometimes sidechains can be flipped to improve hydrogen bonding and reduce clashes. All (57) such sidechains are listed below:

Mol	Chain	Res	Type
1	A	171	GLN
1	A	236	ASN
1	A	311	ASN
1	B	171	GLN
1	B	311	ASN
1	C	311	ASN
1	D	311	ASN
1	D	353	ASN
1	E	171	GLN
1	E	311	ASN
1	F	171	GLN
1	F	311	ASN
1	G	171	GLN
1	G	311	ASN

Continued on next page...

Continued from previous page...

Mol	Chain	Res	Type
1	H	171	GLN
1	H	236	ASN
1	H	311	ASN
2	I	142	ASN
2	I	178	GLN
2	I	193	HIS
2	I	223	ASN
2	I	685	GLN
2	J	142	ASN
2	J	178	GLN
2	J	193	HIS
2	J	212	ASN
2	J	223	ASN
2	K	142	ASN
2	K	178	GLN
2	K	193	HIS
2	K	212	ASN
2	K	223	ASN
2	L	142	ASN
2	L	178	GLN
2	L	193	HIS
2	L	212	ASN
2	L	223	ASN
2	M	142	ASN
2	M	178	GLN
2	M	193	HIS
2	M	212	ASN
2	M	223	ASN
2	M	476	GLN
2	N	142	ASN
2	N	178	GLN
2	N	193	HIS
2	N	212	ASN
2	N	223	ASN
2	O	142	ASN
2	O	178	GLN
2	O	193	HIS
2	O	212	ASN
2	O	223	ASN
2	P	142	ASN
2	P	178	GLN
2	P	193	HIS

Continued on next page...

Continued from previous page...

Mol	Chain	Res	Type
2	P	212	ASN

5.3.3 RNA [i](#)

There are no RNA molecules in this entry.

5.4 Non-standard residues in protein, DNA, RNA chains [i](#)

There are no non-standard protein/DNA/RNA residues in this entry.

5.5 Carbohydrates [i](#)

There are no oligosaccharides in this entry.

5.6 Ligand geometry [i](#)

8 ligands are modelled in this entry.

In the following table, the Counts columns list the number of bonds (or angles) for which Mogul statistics could be retrieved, the number of bonds (or angles) that are observed in the model and the number of bonds (or angles) that are defined in the Chemical Component Dictionary. The Link column lists molecule types, if any, to which the group is linked. The Z score for a bond length (or angle) is the number of standard deviations the observed value is removed from the expected value. A bond length (or angle) with $|Z| > 2$ is considered an outlier worth inspection. RMSZ is the root-mean-square of all Z scores of the bond lengths (or angles).

Mol	Type	Chain	Res	Link	Bond lengths			Bond angles		
					Counts	RMSZ	$\# Z > 2$	Counts	RMSZ	$\# Z > 2$
3	ADP	J	1000	-	28,29,29	1.39	5 (17%)	43,45,45	2.11	14 (32%)
3	ADP	L	1000	-	28,29,29	1.40	5 (17%)	43,45,45	2.12	13 (30%)
3	ADP	N	1000	-	28,29,29	1.39	5 (17%)	43,45,45	2.11	14 (32%)
3	ADP	K	1000	-	28,29,29	1.39	5 (17%)	43,45,45	2.10	14 (32%)
3	ADP	O	1000	-	28,29,29	1.40	5 (17%)	43,45,45	2.11	14 (32%)
3	ADP	P	1000	-	28,29,29	1.39	5 (17%)	43,45,45	2.12	13 (30%)
3	ADP	I	1000	-	28,29,29	1.40	5 (17%)	43,45,45	2.11	14 (32%)
3	ADP	M	1000	-	28,29,29	1.39	5 (17%)	43,45,45	2.12	14 (32%)

In the following table, the Chirals column lists the number of chiral outliers, the number of chiral centers analysed, the number of these observed in the model and the number defined in the

Chemical Component Dictionary. Similar counts are reported in the Torsion and Rings columns.
'-' means no outliers of that kind were identified.

Mol	Type	Chain	Res	Link	Chirals	Torsions	Rings
3	ADP	J	1000	-	-	5/16/32/32	0/3/3/3
3	ADP	L	1000	-	-	5/16/32/32	0/3/3/3
3	ADP	N	1000	-	-	5/16/32/32	0/3/3/3
3	ADP	K	1000	-	-	5/16/32/32	0/3/3/3
3	ADP	O	1000	-	-	5/16/32/32	0/3/3/3
3	ADP	P	1000	-	-	5/16/32/32	0/3/3/3
3	ADP	I	1000	-	-	5/16/32/32	0/3/3/3
3	ADP	M	1000	-	-	5/16/32/32	0/3/3/3

All (40) bond length outliers are listed below:

Mol	Chain	Res	Type	Atoms	Z	Observed(Å)	Ideal(Å)
3	L	1000	ADP	C5-C4	4.42	1.47	1.39
3	J	1000	ADP	C5-C4	4.42	1.47	1.39
3	P	1000	ADP	C5-C4	4.42	1.47	1.39
3	I	1000	ADP	C5-C4	4.41	1.47	1.39
3	O	1000	ADP	C5-C4	4.41	1.46	1.39
3	M	1000	ADP	C5-C4	4.40	1.46	1.39
3	K	1000	ADP	C5-C4	4.39	1.46	1.39
3	N	1000	ADP	C5-C4	4.38	1.46	1.39
3	O	1000	ADP	C5-C6	2.80	1.48	1.41
3	P	1000	ADP	C5-C6	2.78	1.48	1.41
3	I	1000	ADP	C5-C6	2.78	1.48	1.41
3	M	1000	ADP	C5-C6	2.77	1.48	1.41
3	N	1000	ADP	C5-C6	2.77	1.48	1.41
3	L	1000	ADP	C5-C6	2.76	1.48	1.41
3	K	1000	ADP	C5-C6	2.75	1.48	1.41
3	J	1000	ADP	C5-C6	2.75	1.48	1.41
3	J	1000	ADP	C8-N7	2.66	1.36	1.31
3	I	1000	ADP	C8-N7	2.66	1.36	1.31
3	O	1000	ADP	C8-N7	2.65	1.36	1.31
3	K	1000	ADP	C8-N7	2.65	1.36	1.31
3	N	1000	ADP	C8-N7	2.63	1.36	1.31
3	L	1000	ADP	C8-N7	2.63	1.36	1.31
3	M	1000	ADP	C8-N7	2.62	1.36	1.31
3	P	1000	ADP	C8-N7	2.61	1.36	1.31
3	L	1000	ADP	C4-N9	-2.38	1.32	1.37
3	O	1000	ADP	C4-N9	-2.38	1.32	1.37
3	N	1000	ADP	C4-N9	-2.37	1.32	1.37

Continued on next page...

Continued from previous page...

Mol	Chain	Res	Type	Atoms	Z	Observed(Å)	Ideal(Å)
3	M	1000	ADP	C4-N9	-2.36	1.32	1.37
3	I	1000	ADP	C4-N9	-2.36	1.32	1.37
3	P	1000	ADP	C4-N9	-2.35	1.32	1.37
3	J	1000	ADP	C4-N9	-2.34	1.32	1.37
3	K	1000	ADP	C4-N9	-2.34	1.32	1.37
3	J	1000	ADP	C5-N7	-2.13	1.35	1.39
3	L	1000	ADP	C5-N7	-2.12	1.35	1.39
3	P	1000	ADP	C5-N7	-2.11	1.35	1.39
3	I	1000	ADP	C5-N7	-2.11	1.35	1.39
3	M	1000	ADP	C5-N7	-2.10	1.35	1.39
3	O	1000	ADP	C5-N7	-2.10	1.35	1.39
3	K	1000	ADP	C5-N7	-2.06	1.35	1.39
3	N	1000	ADP	C5-N7	-2.06	1.35	1.39

All (110) bond angle outliers are listed below:

Mol	Chain	Res	Type	Atoms	Z	Observed(°)	Ideal(°)
3	P	1000	ADP	O4'-C1'-N9	4.97	117.63	108.09
3	J	1000	ADP	O4'-C1'-N9	4.97	117.63	108.09
3	I	1000	ADP	O4'-C1'-N9	4.96	117.61	108.09
3	M	1000	ADP	O4'-C1'-N9	4.95	117.60	108.09
3	O	1000	ADP	O4'-C1'-N9	4.95	117.60	108.09
3	L	1000	ADP	O4'-C1'-N9	4.95	117.59	108.09
3	N	1000	ADP	O4'-C1'-N9	4.94	117.58	108.09
3	N	1000	ADP	C5-C4-N3	-4.94	119.91	126.72
3	K	1000	ADP	O4'-C1'-N9	4.94	117.57	108.09
3	M	1000	ADP	C5-C4-N3	-4.92	119.94	126.72
3	L	1000	ADP	C5-C4-N3	-4.92	119.95	126.72
3	P	1000	ADP	C5-C4-N3	-4.91	119.95	126.72
3	O	1000	ADP	C5-C4-N3	-4.90	119.96	126.72
3	J	1000	ADP	C5-C4-N3	-4.89	119.99	126.72
3	K	1000	ADP	C5-C4-N3	-4.89	119.99	126.72
3	I	1000	ADP	C5-C4-N3	-4.88	119.99	126.72
3	I	1000	ADP	C2'-C1'-N9	-4.28	102.66	113.30
3	L	1000	ADP	C2'-C1'-N9	-4.28	102.66	113.30
3	N	1000	ADP	C2'-C1'-N9	-4.27	102.69	113.30
3	O	1000	ADP	C2'-C1'-N9	-4.27	102.69	113.30
3	P	1000	ADP	C2'-C1'-N9	-4.27	102.69	113.30
3	J	1000	ADP	C2'-C1'-N9	-4.26	102.71	113.30
3	M	1000	ADP	C2'-C1'-N9	-4.26	102.71	113.30
3	K	1000	ADP	C2'-C1'-N9	-4.26	102.72	113.30
3	L	1000	ADP	C4-C5-N7	-4.05	105.95	110.58

Continued on next page...

Continued from previous page...

Mol	Chain	Res	Type	Atoms	Z	Observed(°)	Ideal(°)
3	P	1000	ADP	C4-C5-N7	-4.03	105.98	110.58
3	K	1000	ADP	C4-C5-N7	-4.02	105.98	110.58
3	N	1000	ADP	C4-C5-N7	-4.01	105.99	110.58
3	M	1000	ADP	C4-C5-N7	-4.01	106.00	110.58
3	J	1000	ADP	C4-C5-N7	-4.00	106.00	110.58
3	I	1000	ADP	C4-C5-N7	-3.99	106.02	110.58
3	O	1000	ADP	C4-C5-N7	-3.99	106.02	110.58
3	J	1000	ADP	N3-C2-N1	-3.69	123.00	128.58
3	L	1000	ADP	N3-C2-N1	-3.69	123.00	128.58
3	P	1000	ADP	N3-C2-N1	-3.67	123.02	128.58
3	O	1000	ADP	N3-C2-N1	-3.67	123.02	128.58
3	M	1000	ADP	N3-C2-N1	-3.66	123.04	128.58
3	P	1000	ADP	C2-N3-C4	3.66	120.77	111.83
3	M	1000	ADP	C2-N3-C4	3.66	120.76	111.83
3	N	1000	ADP	C2-N3-C4	3.66	120.76	111.83
3	J	1000	ADP	C2-N3-C4	3.66	120.76	111.83
3	L	1000	ADP	C2-N3-C4	3.65	120.75	111.83
3	O	1000	ADP	C2-N3-C4	3.65	120.75	111.83
3	N	1000	ADP	N3-C2-N1	-3.65	123.06	128.58
3	K	1000	ADP	N3-C2-N1	-3.64	123.08	128.58
3	I	1000	ADP	C2-N3-C4	3.63	120.69	111.83
3	I	1000	ADP	N3-C2-N1	-3.62	123.10	128.58
3	K	1000	ADP	C2-N3-C4	3.62	120.67	111.83
3	M	1000	ADP	N3-C4-N9	3.56	133.22	127.17
3	N	1000	ADP	N3-C4-N9	3.56	133.22	127.17
3	P	1000	ADP	N3-C4-N9	3.54	133.20	127.17
3	L	1000	ADP	N3-C4-N9	3.54	133.18	127.17
3	O	1000	ADP	N3-C4-N9	3.53	133.17	127.17
3	I	1000	ADP	N3-C4-N9	3.52	133.15	127.17
3	J	1000	ADP	N3-C4-N9	3.52	133.15	127.17
3	K	1000	ADP	N3-C4-N9	3.50	133.12	127.17
3	M	1000	ADP	C4-N9-C8	3.11	109.00	105.74
3	L	1000	ADP	C4-N9-C8	3.10	108.99	105.74
3	N	1000	ADP	C4-N9-C8	3.09	108.99	105.74
3	I	1000	ADP	C4-N9-C8	3.08	108.98	105.74
3	P	1000	ADP	C4-N9-C8	3.08	108.97	105.74
3	J	1000	ADP	C4-N9-C8	3.08	108.97	105.74
3	O	1000	ADP	C4-N9-C8	3.07	108.96	105.74
3	K	1000	ADP	C4-N9-C8	3.05	108.94	105.74
3	J	1000	ADP	C6-C5-N7	3.00	137.87	132.09
3	L	1000	ADP	C6-C5-N7	3.00	137.87	132.09
3	P	1000	ADP	C6-C5-N7	2.99	137.85	132.09

Continued on next page...

Continued from previous page...

Mol	Chain	Res	Type	Atoms	Z	Observed(°)	Ideal(°)
3	O	1000	ADP	C6-C5-N7	2.98	137.84	132.09
3	I	1000	ADP	C6-C5-N7	2.98	137.83	132.09
3	K	1000	ADP	C6-C5-N7	2.97	137.82	132.09
3	M	1000	ADP	C6-C5-N7	2.96	137.80	132.09
3	N	1000	ADP	C6-C5-N7	2.94	137.75	132.09
3	J	1000	ADP	C5-N7-C8	2.68	107.66	103.45
3	L	1000	ADP	C5-N7-C8	2.67	107.65	103.45
3	P	1000	ADP	C5-N7-C8	2.67	107.65	103.45
3	M	1000	ADP	C5-N7-C8	2.65	107.61	103.45
3	I	1000	ADP	C5-N7-C8	2.63	107.59	103.45
3	K	1000	ADP	C5-N7-C8	2.62	107.56	103.45
3	O	1000	ADP	C5-N7-C8	2.62	107.56	103.45
3	N	1000	ADP	C5-N7-C8	2.61	107.55	103.45
3	J	1000	ADP	N9-C8-N7	-2.42	110.50	113.94
3	L	1000	ADP	N9-C8-N7	-2.41	110.52	113.94
3	P	1000	ADP	N9-C8-N7	-2.40	110.54	113.94
3	M	1000	ADP	N9-C8-N7	-2.39	110.55	113.94
3	I	1000	ADP	N9-C8-N7	-2.38	110.56	113.94
3	O	1000	ADP	N9-C8-N7	-2.37	110.58	113.94
3	N	1000	ADP	N9-C8-N7	-2.36	110.59	113.94
3	K	1000	ADP	N9-C8-N7	-2.35	110.61	113.94
3	M	1000	ADP	C2-N1-C6	2.23	122.40	118.73
3	L	1000	ADP	C2-N1-C6	2.23	122.39	118.73
3	K	1000	ADP	C2-N1-C6	2.23	122.39	118.73
3	P	1000	ADP	C2-N1-C6	2.22	122.38	118.73
3	O	1000	ADP	C2-N1-C6	2.22	122.38	118.73
3	J	1000	ADP	C2-N1-C6	2.21	122.36	118.73
3	N	1000	ADP	C2-N1-C6	2.21	122.36	118.73
3	I	1000	ADP	C2-N1-C6	2.20	122.34	118.73
3	K	1000	ADP	C3'-C2'-C1'	2.08	105.39	101.46
3	M	1000	ADP	C3'-C2'-C1'	2.07	105.37	101.46
3	O	1000	ADP	C3'-C2'-C1'	2.06	105.36	101.46
3	L	1000	ADP	C3'-C2'-C1'	2.06	105.36	101.46
3	N	1000	ADP	C3'-C2'-C1'	2.05	105.34	101.46
3	I	1000	ADP	C3'-C2'-C1'	2.05	105.33	101.46
3	J	1000	ADP	C3'-C2'-C1'	2.04	105.32	101.46
3	P	1000	ADP	C3'-C2'-C1'	2.03	105.30	101.46
3	J	1000	ADP	O3B-PB-O2B	2.02	115.36	107.80
3	N	1000	ADP	O3B-PB-O2B	2.01	115.33	107.80
3	I	1000	ADP	O3B-PB-O2B	2.01	115.32	107.80
3	M	1000	ADP	O3B-PB-O2B	2.01	115.32	107.80
3	O	1000	ADP	O3B-PB-O2B	2.00	115.31	107.80

Continued on next page...

Continued from previous page...

Mol	Chain	Res	Type	Atoms	Z	Observed($^{\circ}$)	Ideal($^{\circ}$)
3	K	1000	ADP	O3B-PB-O2B	2.00	115.30	107.80

There are no chirality outliers.

All (40) torsion outliers are listed below:

Mol	Chain	Res	Type	Atoms
3	I	1000	ADP	C5'-O5'-PA-O1A
3	J	1000	ADP	C5'-O5'-PA-O1A
3	K	1000	ADP	C5'-O5'-PA-O1A
3	L	1000	ADP	C5'-O5'-PA-O1A
3	M	1000	ADP	C5'-O5'-PA-O1A
3	N	1000	ADP	C5'-O5'-PA-O1A
3	O	1000	ADP	C5'-O5'-PA-O1A
3	P	1000	ADP	C5'-O5'-PA-O1A
3	I	1000	ADP	PB-O3A-PA-O5'
3	J	1000	ADP	PB-O3A-PA-O5'
3	K	1000	ADP	PB-O3A-PA-O5'
3	L	1000	ADP	PB-O3A-PA-O5'
3	M	1000	ADP	PB-O3A-PA-O5'
3	N	1000	ADP	PB-O3A-PA-O5'
3	O	1000	ADP	PB-O3A-PA-O5'
3	P	1000	ADP	PB-O3A-PA-O5'
3	I	1000	ADP	PA-O3A-PB-O1B
3	J	1000	ADP	PA-O3A-PB-O1B
3	K	1000	ADP	PA-O3A-PB-O1B
3	L	1000	ADP	PA-O3A-PB-O1B
3	M	1000	ADP	PA-O3A-PB-O1B
3	N	1000	ADP	PA-O3A-PB-O1B
3	O	1000	ADP	PA-O3A-PB-O1B
3	P	1000	ADP	PA-O3A-PB-O1B
3	I	1000	ADP	PA-O3A-PB-O2B
3	I	1000	ADP	PA-O3A-PB-O3B
3	J	1000	ADP	PA-O3A-PB-O2B
3	J	1000	ADP	PA-O3A-PB-O3B
3	K	1000	ADP	PA-O3A-PB-O2B
3	K	1000	ADP	PA-O3A-PB-O3B
3	L	1000	ADP	PA-O3A-PB-O2B
3	L	1000	ADP	PA-O3A-PB-O3B
3	M	1000	ADP	PA-O3A-PB-O2B
3	M	1000	ADP	PA-O3A-PB-O3B
3	N	1000	ADP	PA-O3A-PB-O2B
3	N	1000	ADP	PA-O3A-PB-O3B

Continued on next page...

Continued from previous page...

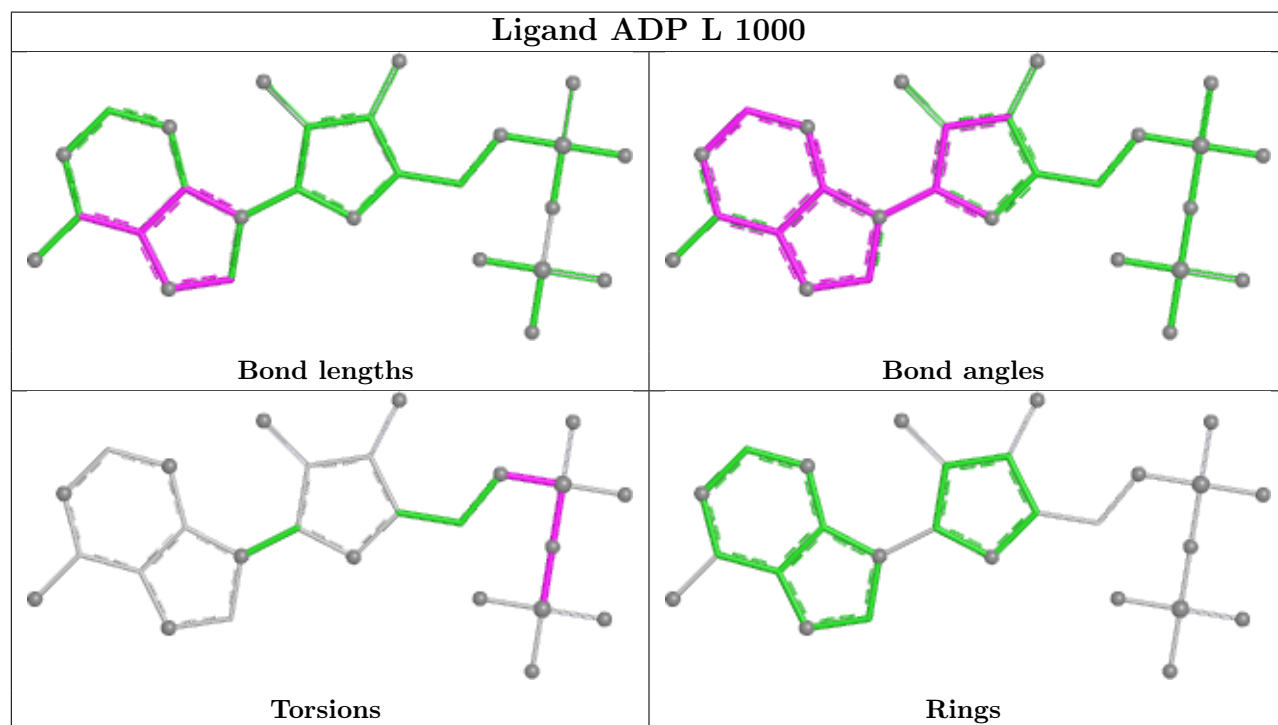
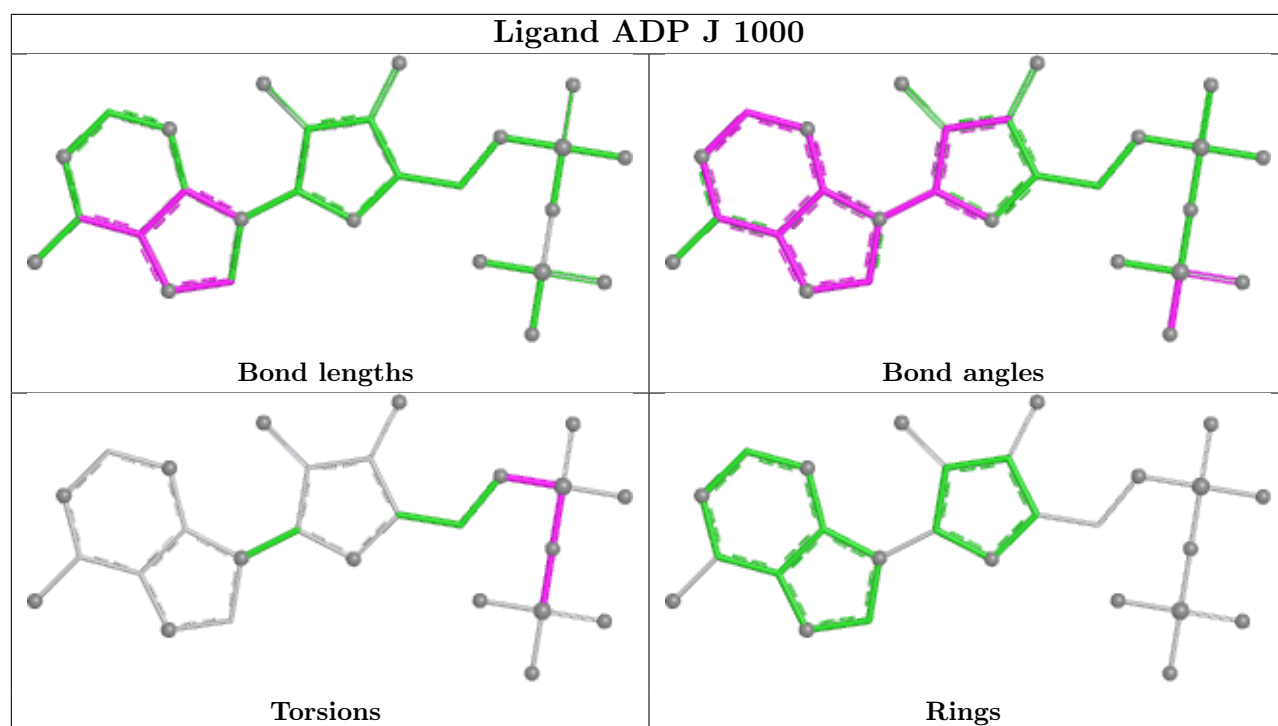
Mol	Chain	Res	Type	Atoms
3	O	1000	ADP	PA-O3A-PB-O2B
3	O	1000	ADP	PA-O3A-PB-O3B
3	P	1000	ADP	PA-O3A-PB-O2B
3	P	1000	ADP	PA-O3A-PB-O3B

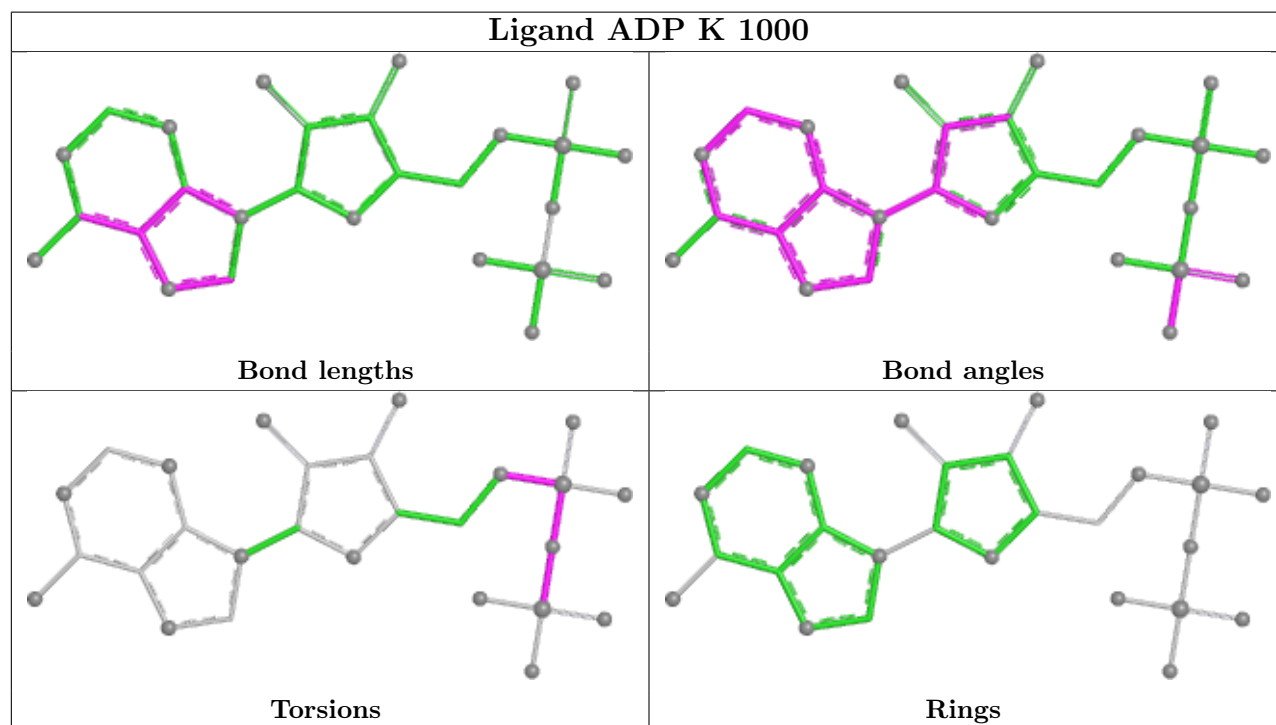
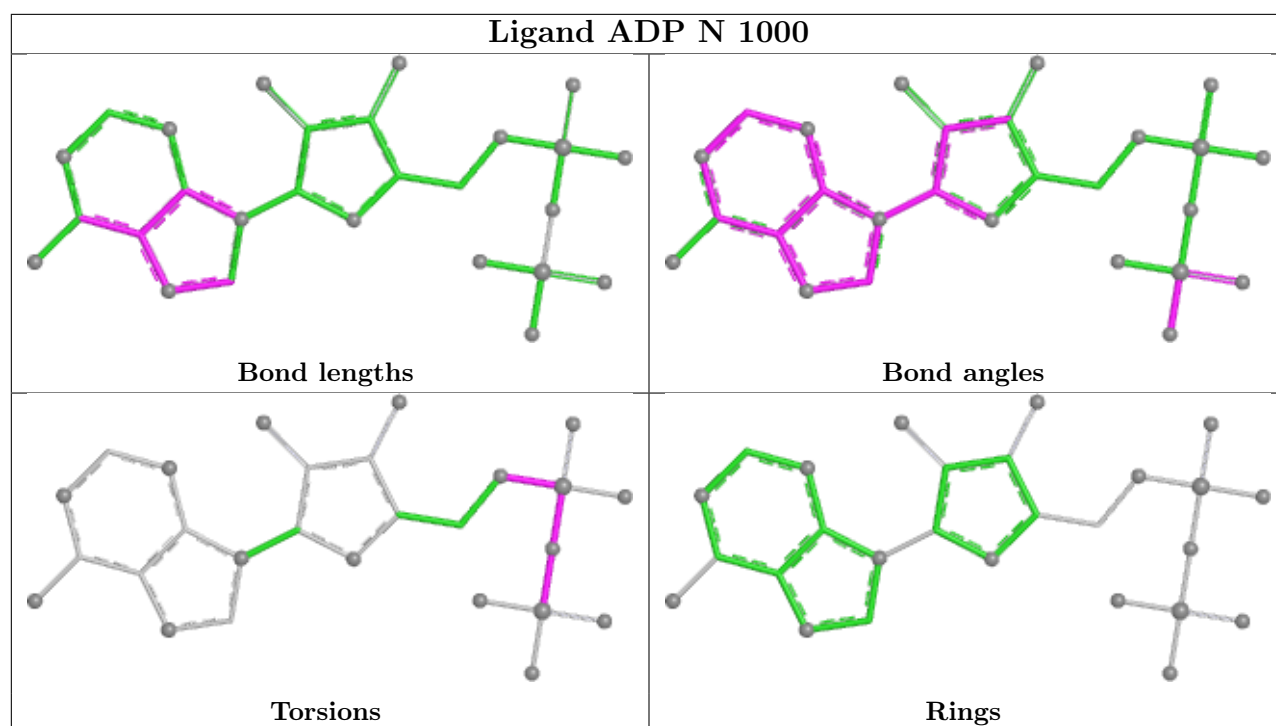
There are no ring outliers.

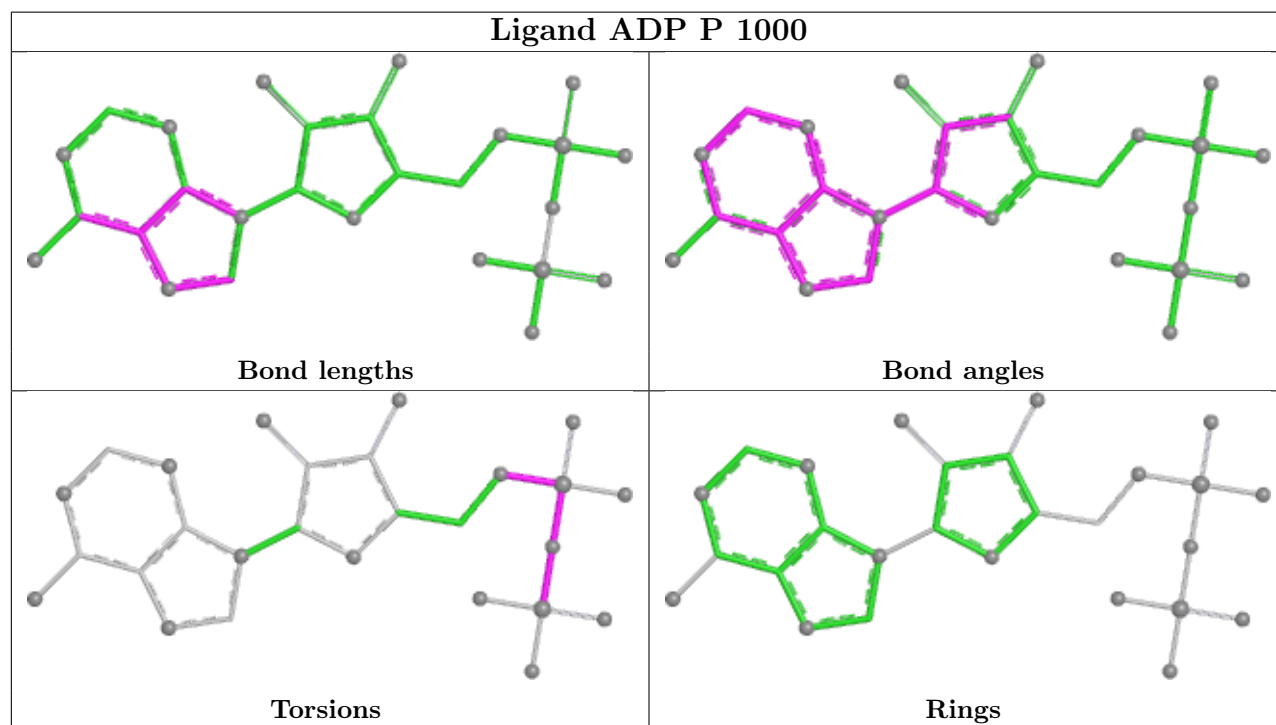
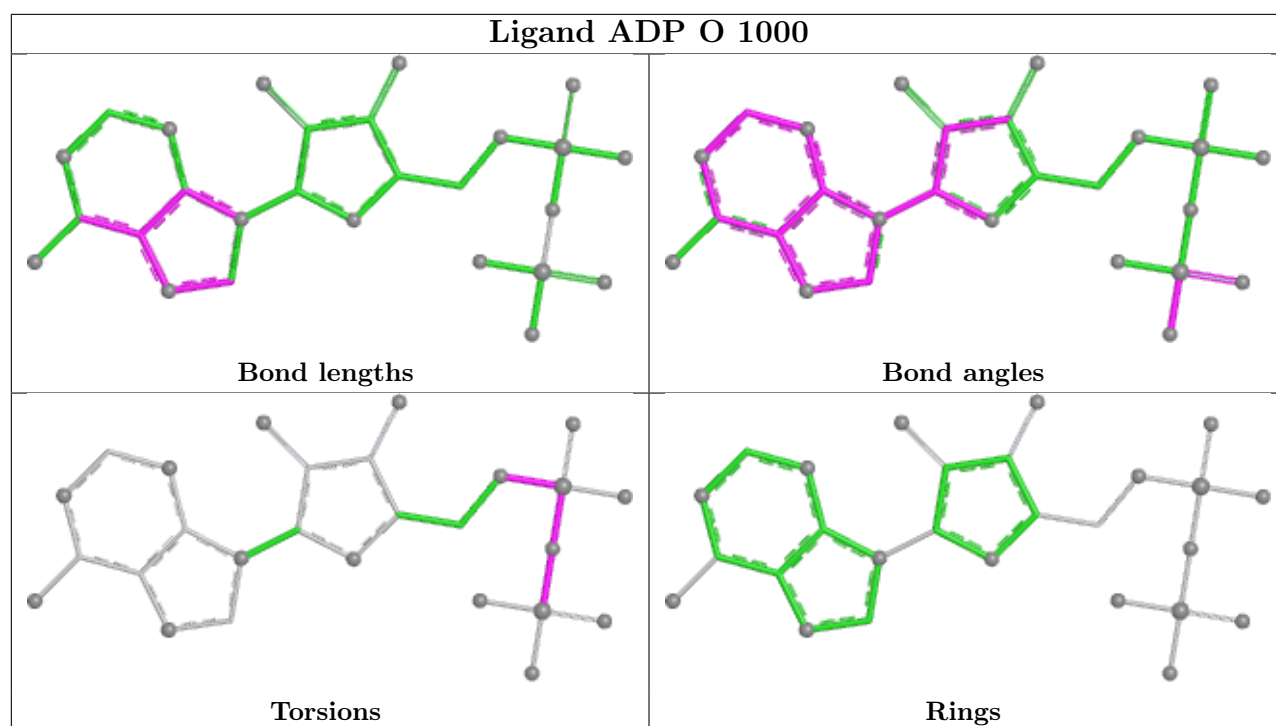
8 monomers are involved in 28 short contacts:

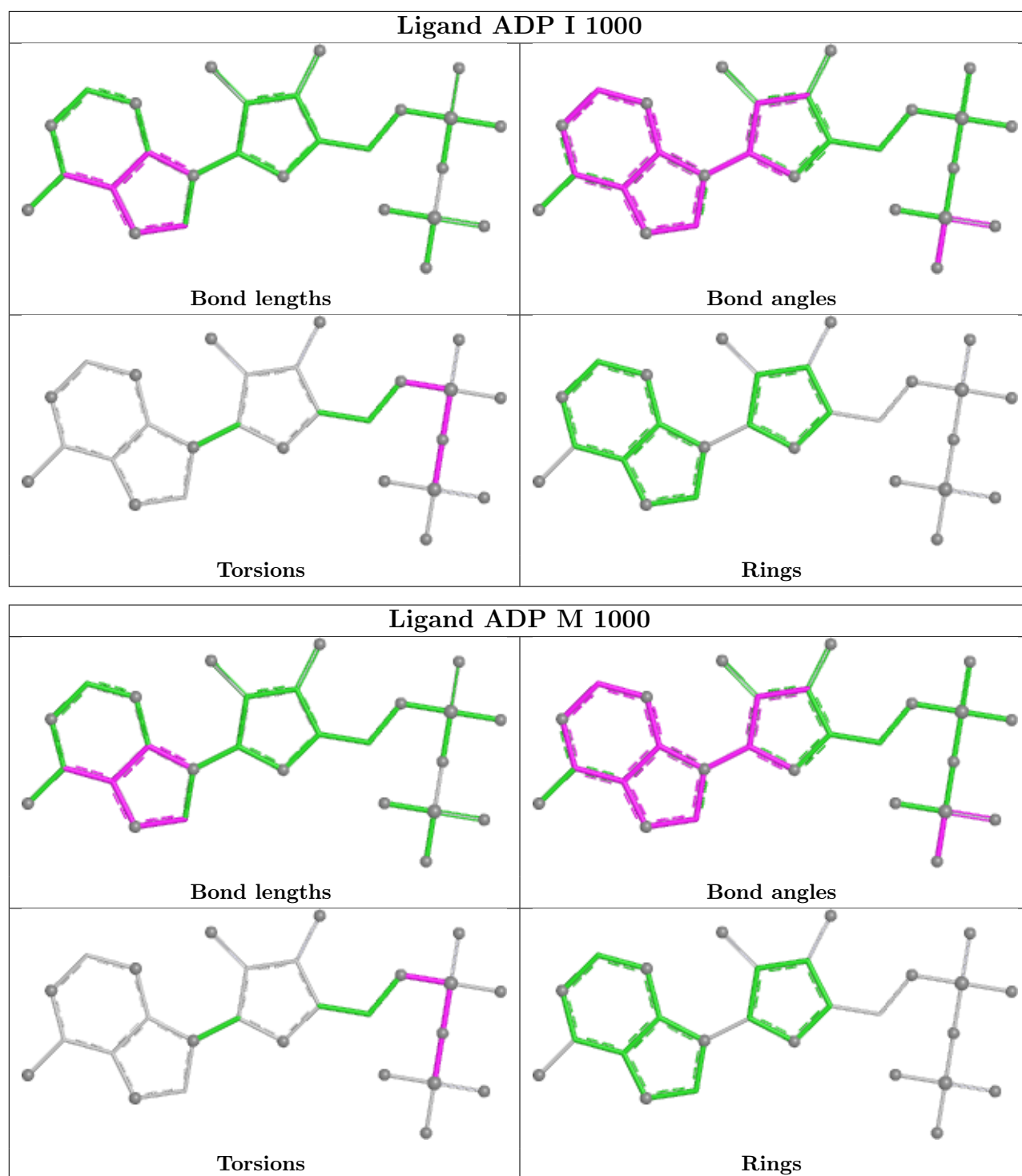
Mol	Chain	Res	Type	Clashes	Symm-Clashes
3	J	1000	ADP	1	0
3	L	1000	ADP	6	0
3	N	1000	ADP	3	0
3	K	1000	ADP	3	0
3	O	1000	ADP	1	0
3	P	1000	ADP	2	0
3	I	1000	ADP	6	0
3	M	1000	ADP	6	0

The following is a two-dimensional graphical depiction of Mogul quality analysis of bond lengths, bond angles, torsion angles, and ring geometry for all instances of the Ligand of Interest. In addition, ligands with molecular weight > 250 and outliers as shown on the validation Tables will also be included. For torsion angles, if less than 5% of the Mogul distribution of torsion angles is within 10 degrees of the torsion angle in question, then that torsion angle is considered an outlier. Any bond that is central to one or more torsion angles identified as an outlier by Mogul will be highlighted in the graph. For rings, the root-mean-square deviation (RMSD) between the ring in question and similar rings identified by Mogul is calculated over all ring torsion angles. If the average RMSD is greater than 60 degrees and the minimal RMSD between the ring in question and any Mogul-identified rings is also greater than 60 degrees, then that ring is considered an outlier. The outliers are highlighted in purple. The color gray indicates Mogul did not find sufficient equivalents in the CSD to analyse the geometry.









5.7 Other polymers [i](#)

There are no such residues in this entry.

5.8 Polymer linkage issues ⓘ

There are no chain breaks in this entry.

6 Map visualisation [i](#)

This section contains visualisations of the EMDB entry EMD-53606. These allow visual inspection of the internal detail of the map and identification of artifacts.


Images derived from a raw map, generated by summing the deposited half-maps, are presented below the corresponding image components of the primary map to allow further visual inspection and comparison with those of the primary map.

6.1 Orthogonal projections [i](#)

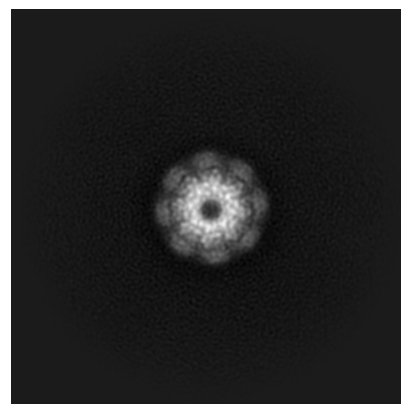
6.1.1 Primary map



X

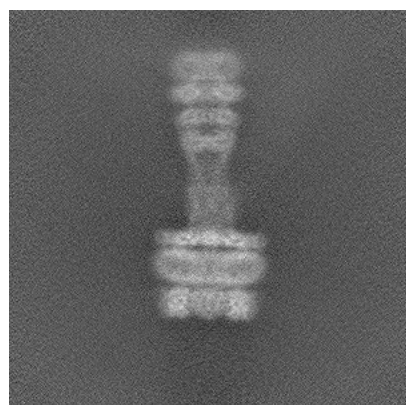


Y

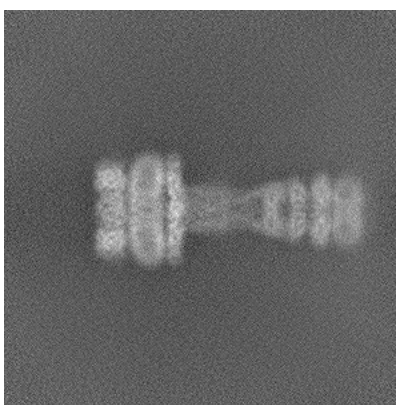


Z

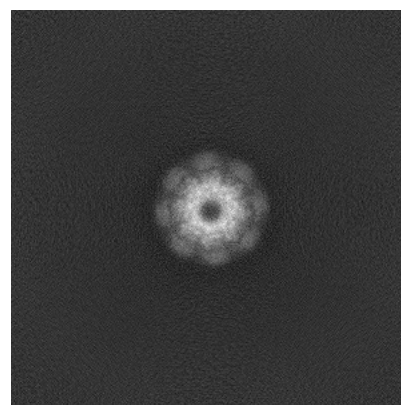
6.1.2 Raw map



X



Y

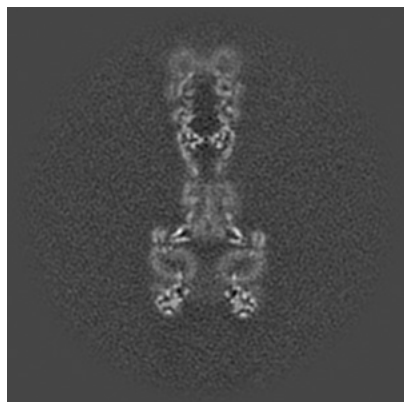


Z

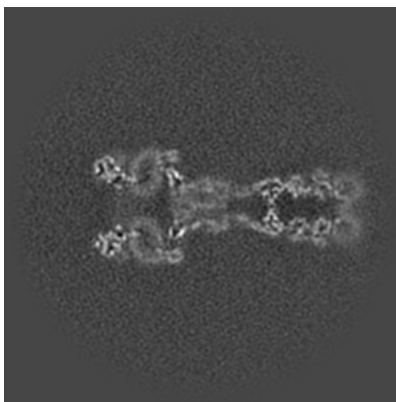
The images above show the map projected in three orthogonal directions.

6.2 Central slices [i](#)

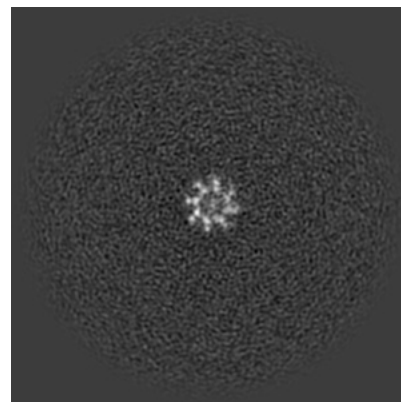
6.2.1 Primary map



X Index: 300

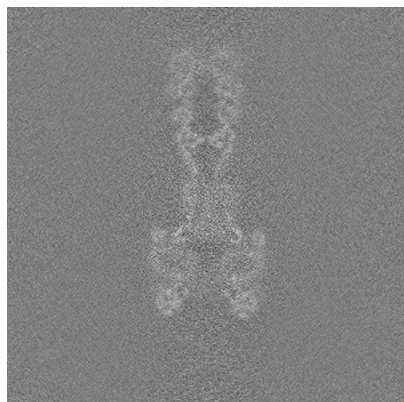


Y Index: 300

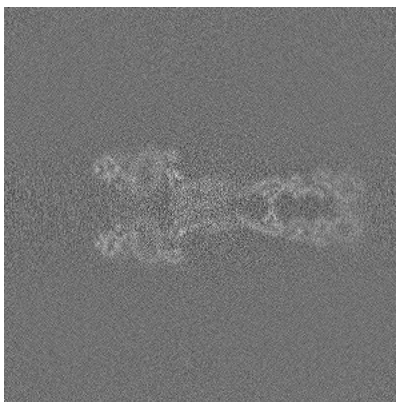


Z Index: 300

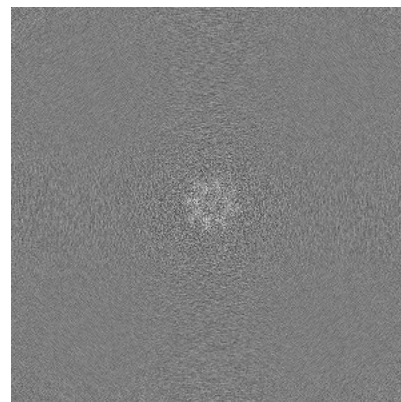
6.2.2 Raw map



X Index: 300



Y Index: 300

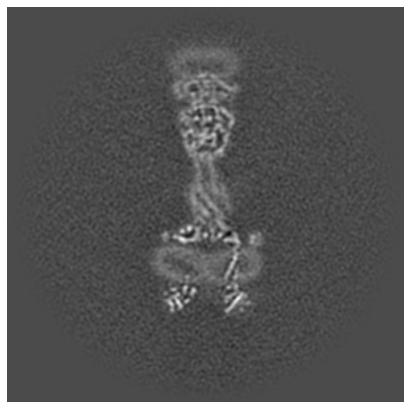


Z Index: 300

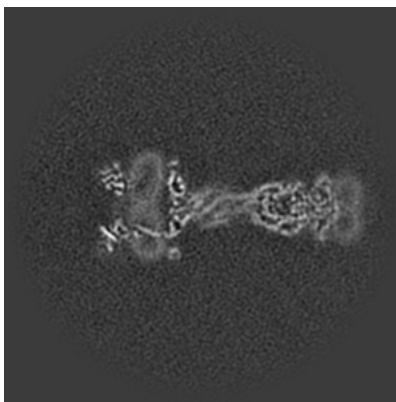
The images above show central slices of the map in three orthogonal directions.

6.3 Largest variance slices [i](#)


6.3.1 Primary map



X Index: 275

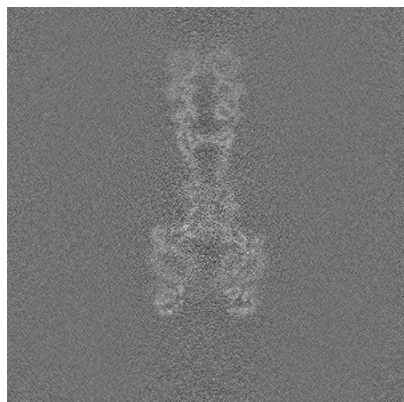


Y Index: 276

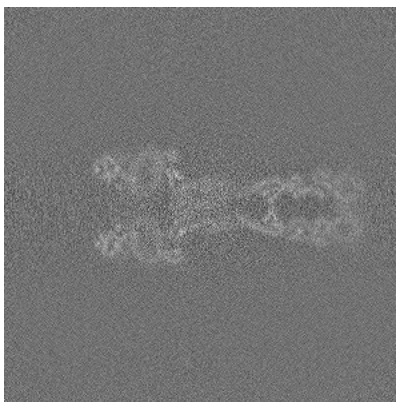


Z Index: 258


6.3.2 Raw map



X Index: 305



Y Index: 300




Z Index: 0


The images above show the largest variance slices of the map in three orthogonal directions.

6.4 Orthogonal standard-deviation projections (False-color) [i](#)


6.4.1 Primary map



X




Y




Z


6.4.2 Raw map



X



Y




Z

The images above show the map standard deviation projections with false color in three orthogonal directions. Minimum values are shown in green, max in blue, and dark to light orange shades represent small to large values respectively.


6.5 Orthogonal surface views [i](#)

6.5.1 Primary map



The images above show the 3D surface view of the map at the recommended contour level 0.03. These images, in conjunction with the slice images, may facilitate assessment of whether an appropriate contour level has been provided.

6.5.2 Raw map



These images show the 3D surface of the raw map. The raw map's contour level was selected so that its surface encloses the same volume as the primary map does at its recommended contour level.

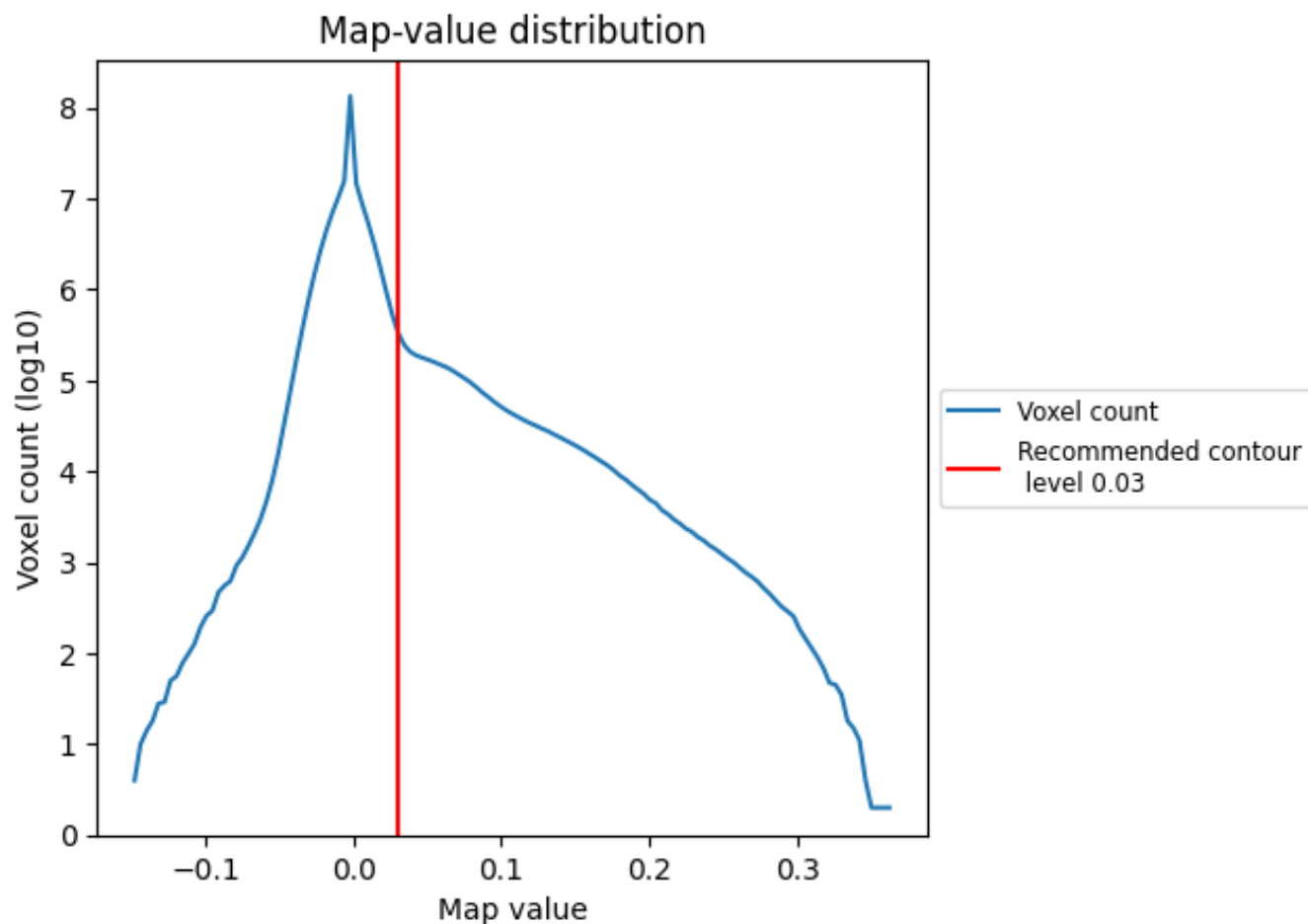
6.6 Mask visualisation [i](#)

This section was not generated. No masks/segmentation were deposited.

7 Map analysis [i](#)

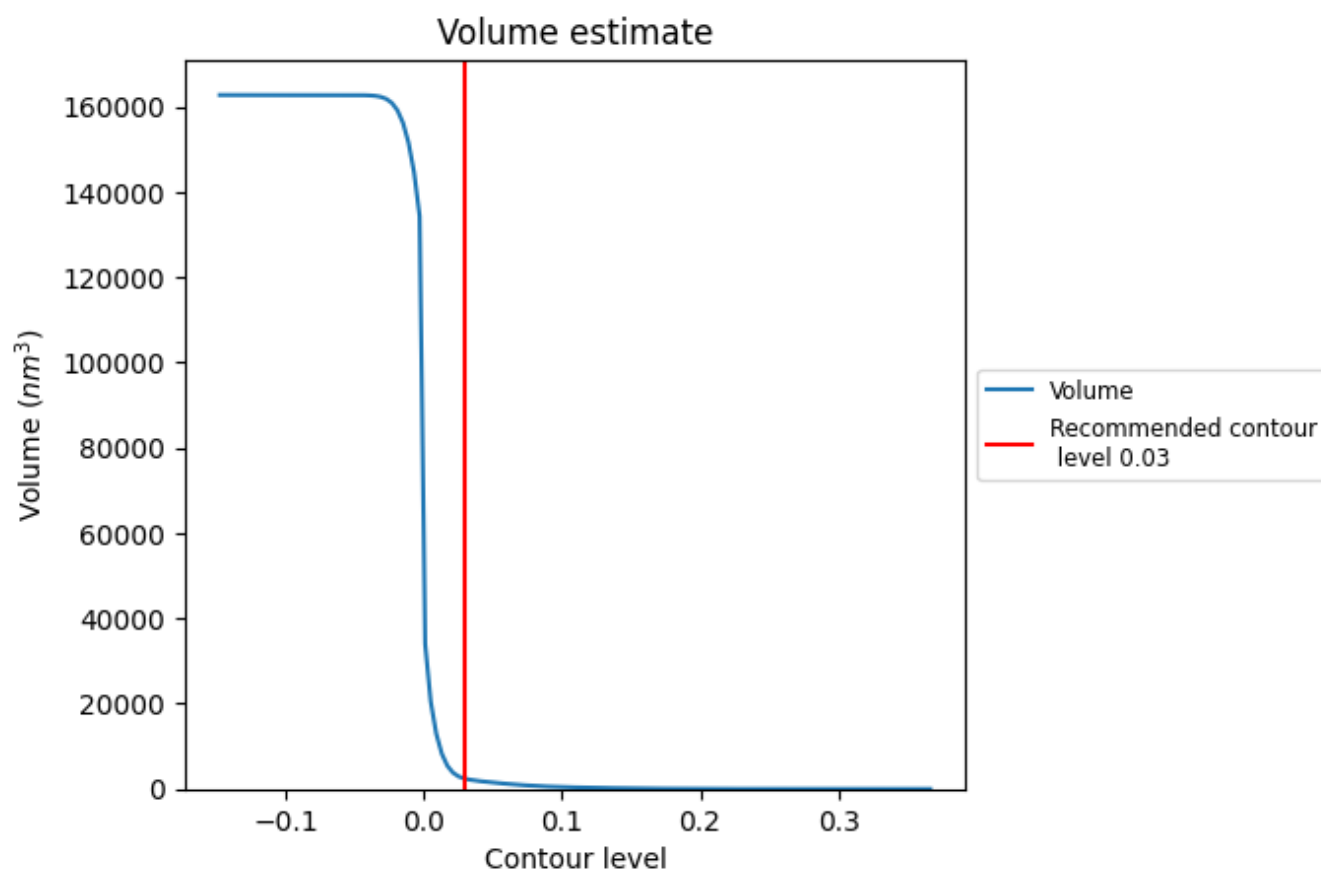
This section contains the results of statistical analysis of the map.

7.1 Map-value distribution [i](#)



The map-value distribution is plotted in 128 intervals along the x-axis. The y-axis is logarithmic. A spike in this graph at zero usually indicates that the volume has been masked.

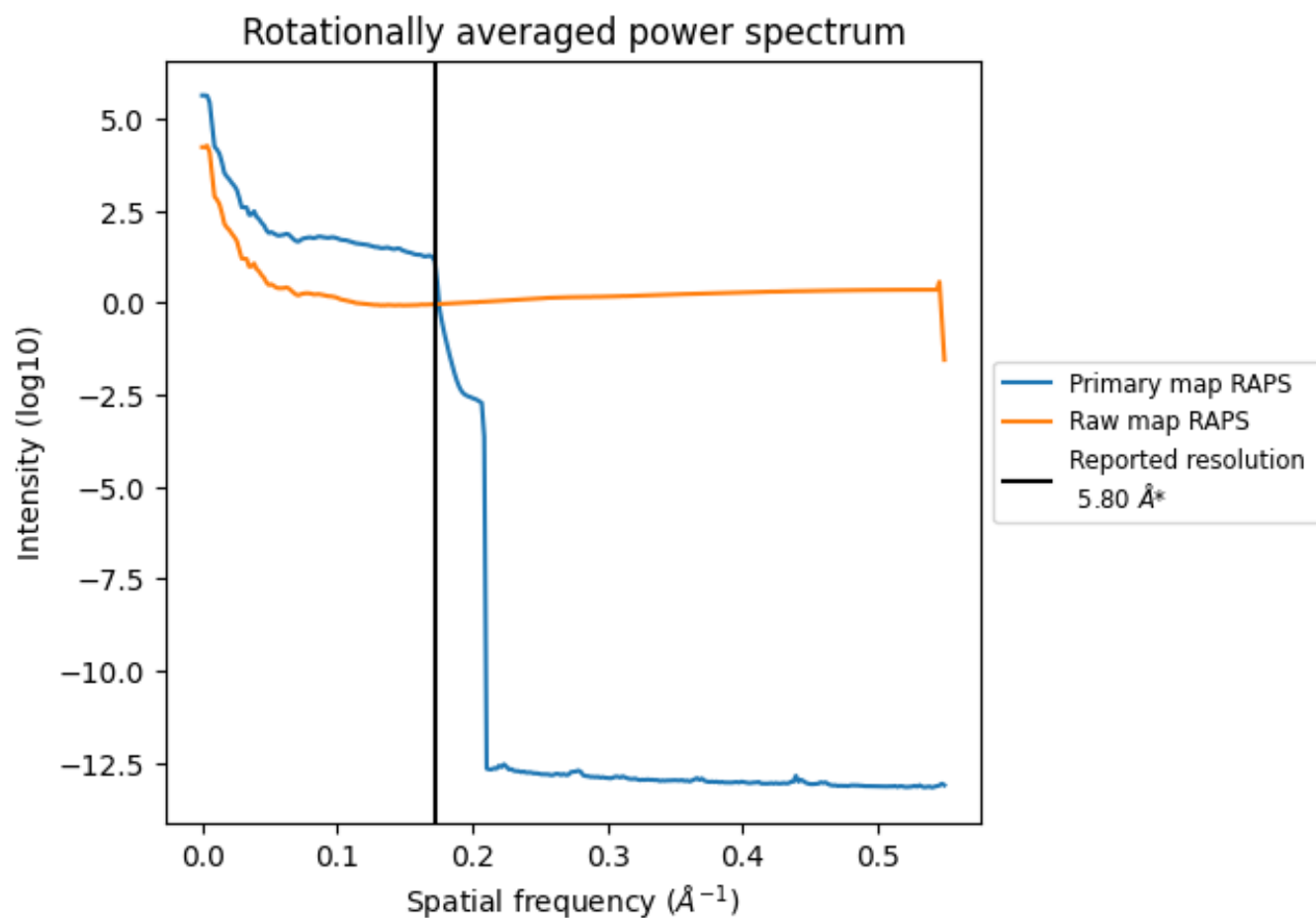
7.2 Volume estimate [i](#)



The volume at the recommended contour level is 2384 nm^3 ; this corresponds to an approximate mass of 2154 kDa.

The volume estimate graph shows how the enclosed volume varies with the contour level. The recommended contour level is shown as a vertical line and the intersection between the line and the curve gives the volume of the enclosed surface at the given level.

7.3 Rotationally averaged power spectrum ⓘ

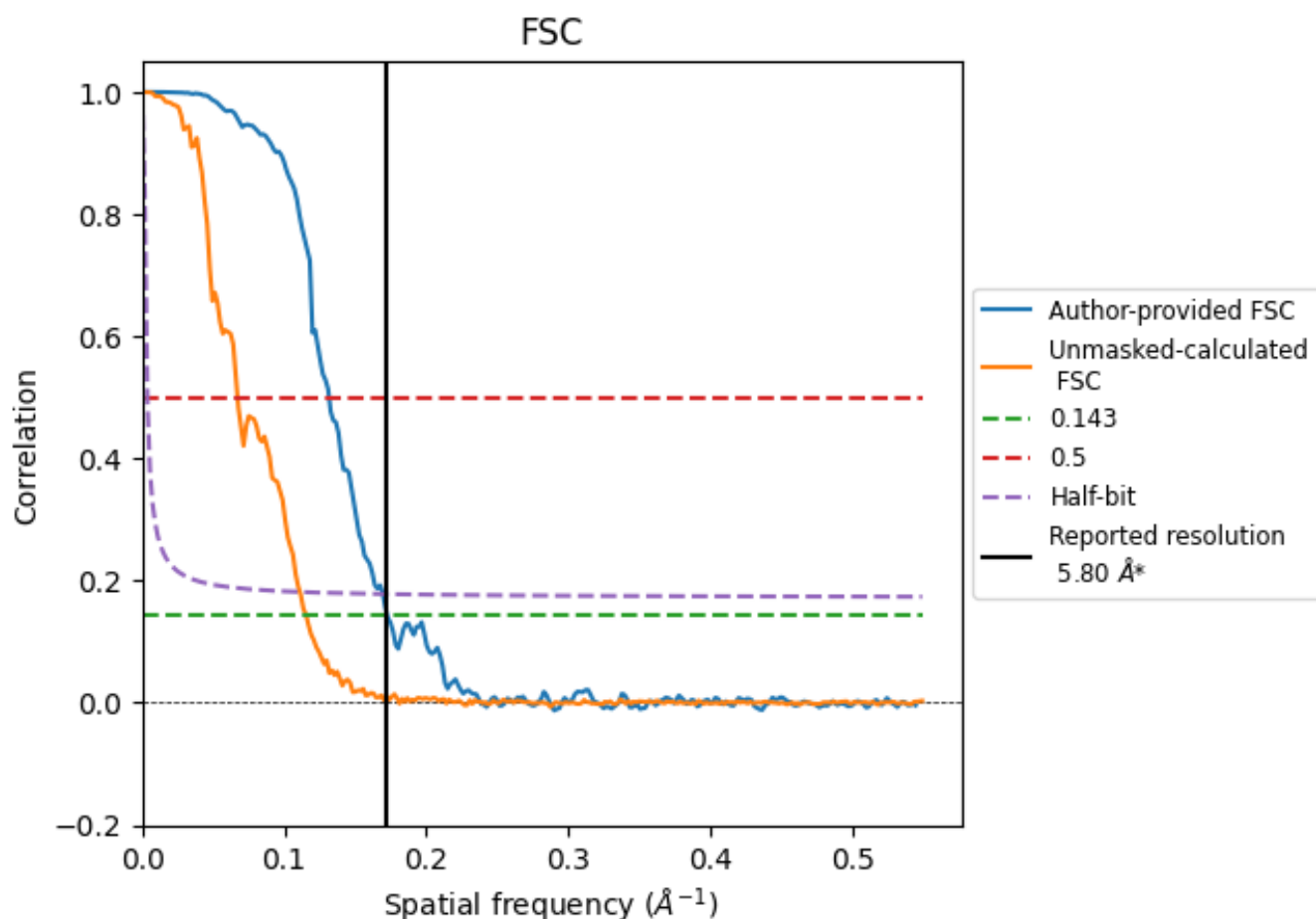


*Reported resolution corresponds to spatial frequency of 0.172 \AA^{-1}

8 Fourier-Shell correlation [i](#)

Fourier-Shell Correlation (FSC) is the most commonly used method to estimate the resolution of single-particle and subtomogram-averaged maps. The shape of the curve depends on the imposed symmetry, mask and whether or not the two 3D reconstructions used were processed from a common reference. The reported resolution is shown as a black line. A curve is displayed for the half-bit criterion in addition to lines showing the 0.143 gold standard cut-off and 0.5 cut-off.

8.1 FSC [i](#)



*Reported resolution corresponds to spatial frequency of 0.172 Å⁻¹

8.2 Resolution estimates [i](#)

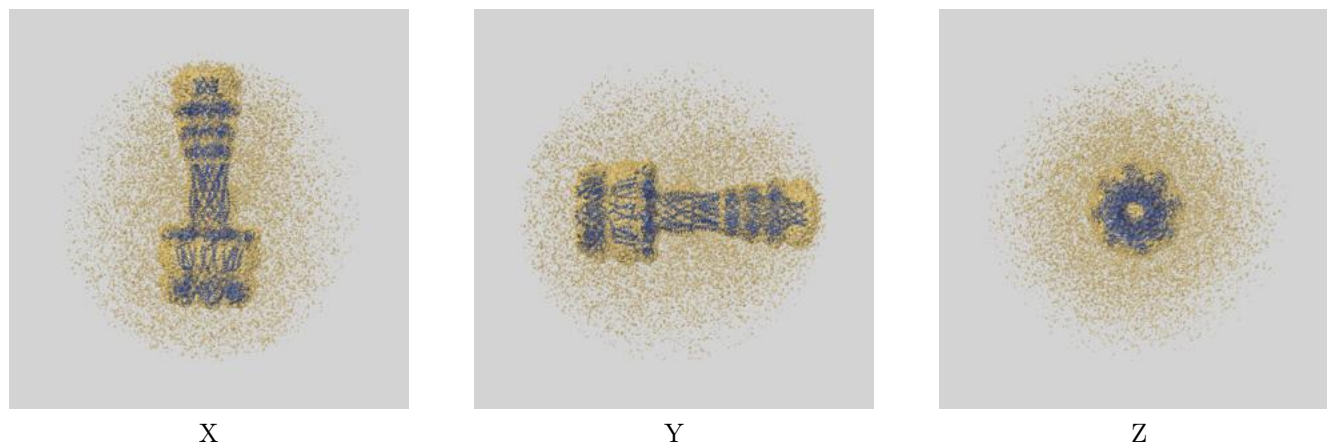
Resolution estimate (Å)	Estimation criterion (FSC cut-off)		
	0.143	0.5	Half-bit
Reported by author	5.80	-	-
Author-provided FSC curve	5.79	7.60	5.90
Unmasked-calculated*	8.66	14.88	9.00

*Resolution estimate based on FSC curve calculated by comparison of deposited half-maps. The value from deposited half-maps intersecting FSC 0.143 CUT-OFF 8.66 differs from the reported value 5.8 by more than 10 %

9 Map-model fit [i](#)


This section contains information regarding the fit between EMDB map EMD-53606 and PDB model 9R68. Per-residue inclusion information can be found in section [3](#) on page [13](#).

9.1 Map-model overlay [i](#)



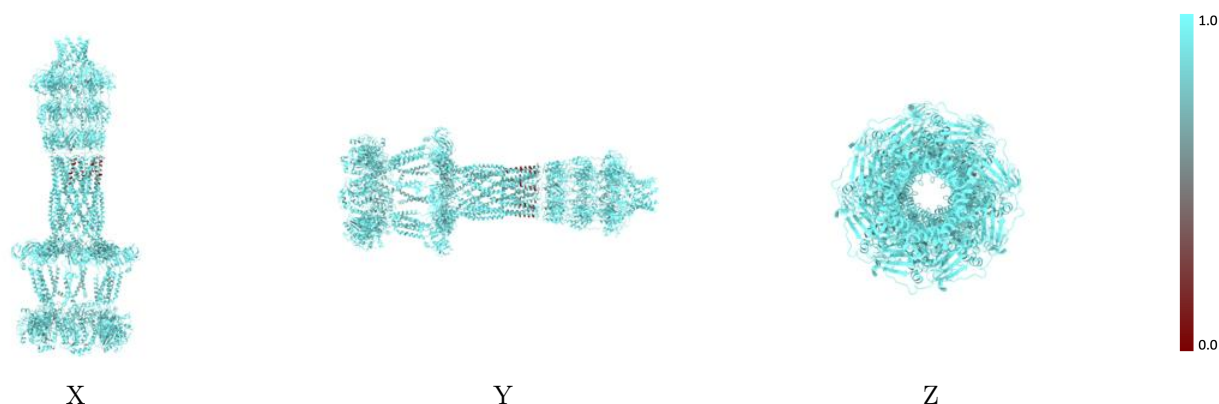
The images above show the 3D surface view of the map at the recommended contour level 0.03 at 50% transparency in yellow overlaid with a ribbon representation of the model coloured in blue. These images allow for the visual assessment of the quality of fit between the atomic model and the map.

9.2 Q-score mapped to coordinate model [i](#)



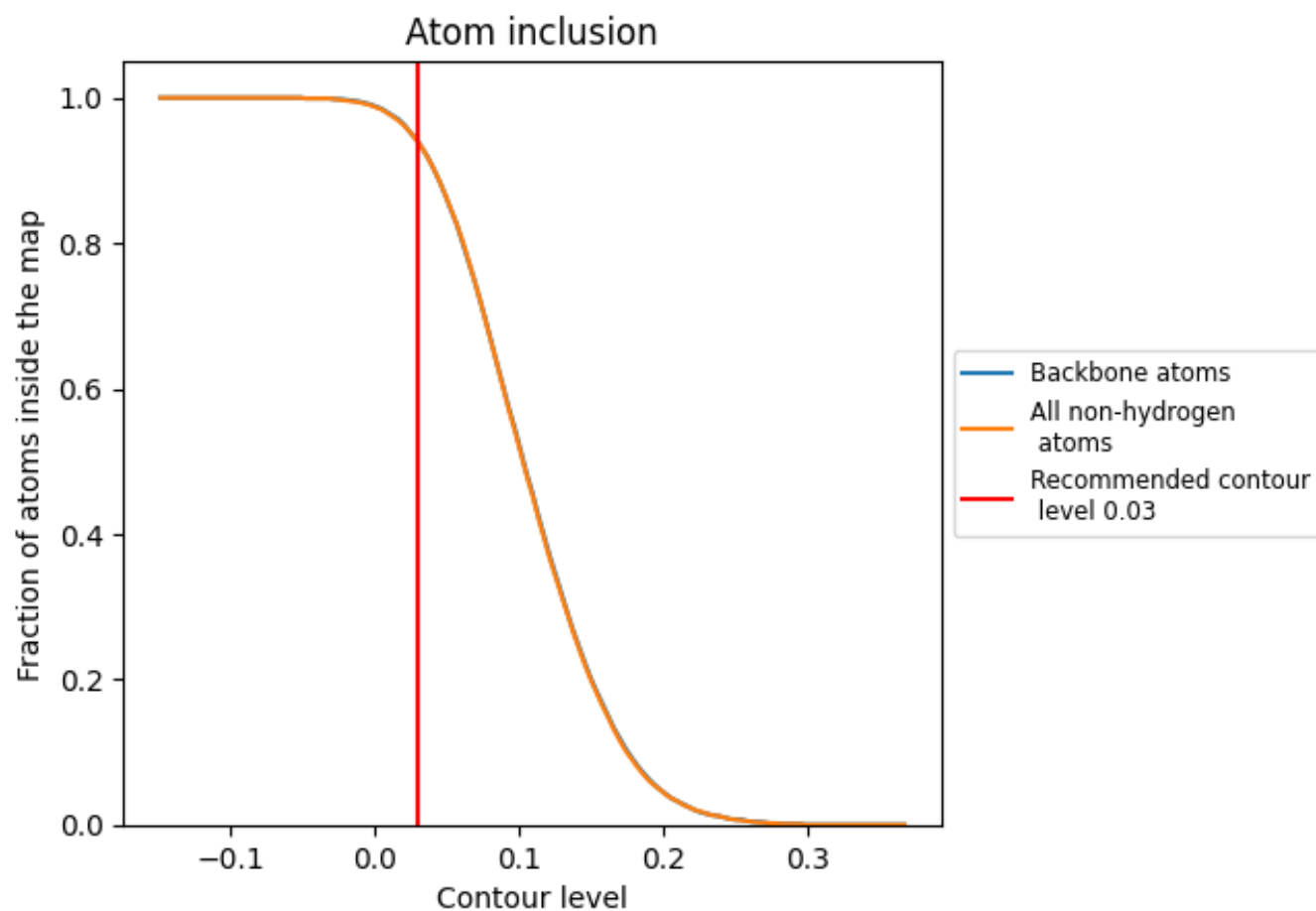
The images above show the model with each residue coloured according its Q-score. This shows their resolvability in the map with higher Q-score values reflecting better resolvability. Please note: Q-score is calculating the resolvability of atoms, and thus high values are only expected at resolutions at which atoms can be resolved. Low Q-score values may therefore be expected for many entries.

9.3 Atom inclusion mapped to coordinate model [i](#)



The images above show the model with each residue coloured according to its atom inclusion. This shows to what extent they are inside the map at the recommended contour level (0.03).

9.4 Atom inclusion ⓘ



At the recommended contour level, 94% of all backbone atoms, 94% of all non-hydrogen atoms, are inside the map.

9.5 Map-model fit summary ⓘ

The table lists the average atom inclusion at the recommended contour level (0.03) and Q-score for the entire model and for each chain.

Chain	Atom inclusion	Q-score
All	<div></div> 0.9390	<div></div> 0.1890
A	<div></div> 0.9790	<div></div> 0.2170
B	<div></div> 0.9650	<div></div> 0.1970
C	<div></div> 0.9630	<div></div> 0.2000
D	<div></div> 0.9650	<div></div> 0.1930
E	<div></div> 0.9710	<div></div> 0.2010
F	<div></div> 0.9670	<div></div> 0.2010
G	<div></div> 0.9750	<div></div> 0.2000
H	<div></div> 0.9670	<div></div> 0.2010
I	<div></div> 0.9680	<div></div> 0.2240
J	<div></div> 0.9400	<div></div> 0.2010
K	<div></div> 0.9300	<div></div> 0.1830
L	<div></div> 0.9130	<div></div> 0.1630
M	<div></div> 0.9000	<div></div> 0.1550
N	<div></div> 0.9080	<div></div> 0.1580
O	<div></div> 0.9150	<div></div> 0.1770
P	<div></div> 0.9480	<div></div> 0.1980

