



## Full wwPDB EM Validation Report ⓘ

Apr 12, 2026 – 01:03 PM UTC

PDB ID : 9NOC / pdb\_00009noc  
EMDB ID : EMD-49597  
Title : CCT G beta 5 S123L complex state 3  
Authors : Mack, D.C.; Shen, P.S.  
Deposited on : 2025-03-09  
Resolution : 3.17 Å(reported)

This is a Full wwPDB EM Validation Report for a publicly released PDB entry.

We welcome your comments at [validation@mail.wwpdb.org](mailto:validation@mail.wwpdb.org)

A user guide is available at

<https://www.wwpdb.org/validation/2017/EMValidationReportHelp>

with specific help available everywhere you see the ⓘ symbol.

The types of validation reports are described at

<http://www.wwpdb.org/validation/2017/FAQs#types>.

---

The following versions of software and data (see [references ⓘ](#)) were used in the production of this report:

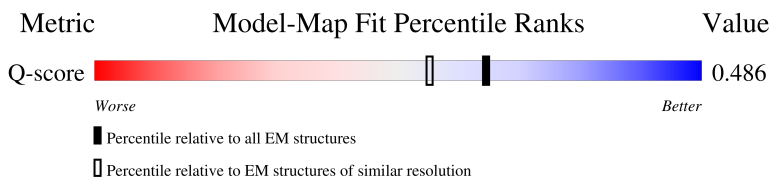
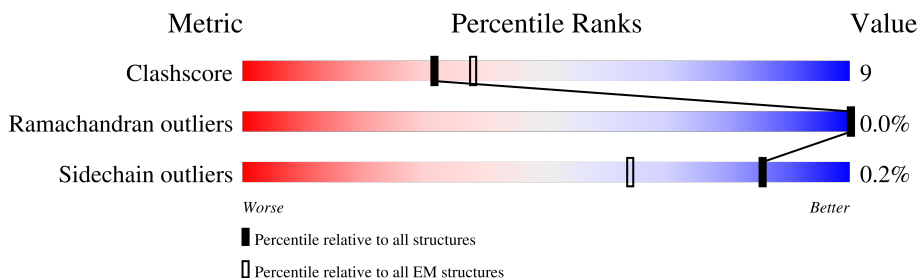
EMDB validation analysis : 0.0.1.dev132  
Mogul : 2022.3.0, CSD as543be (2022)  
MolProbity : 4-5-2 with Phenix2.0  
Buster-report : wwPDB partial adaption of 1.1.7 (2018)  
Percentile statistics : 20250101.v01 (using entries in the PDB archive January 1st 2025)  
EM percentile statistics : 202505.v01 (Using data in the EMDB archive up until May 2025)  
MapQ : 1.9.13  
Ideal geometry (proteins) : Engh & Huber (2001)  
Ideal geometry (DNA, RNA) : Parkinson et al. (1996)  
Validation Pipeline (wwPDB-VP) : 2.49

# 1 Overall quality at a glance

The following experimental techniques were used to determine the structure:  
*ELECTRON MICROSCOPY*

The reported resolution of this entry is 3.17 Å.

Percentile scores (ranging between 0-100) for global validation metrics of the entry are shown in the following graphic. The table shows the number of entries on which the scores are based.



Metric	Whole archive (#Entries)	EM structures (#Entries)	Similar EM resolution (#Entries, resolution range(Å))
Clashscore	229148	23984	-
Ramachandran outliers	224038	23583	-
Sidechain outliers	223484	23102	-
Q-score	-	25397	14465 ( 2.67 - 3.67 )

The table below summarises the geometric issues observed across the polymeric chains and their fit to the map. The red, orange, yellow and green segments of the bar indicate the fraction of residues that contain outliers for  $\geq 3$ , 2, 1 and 0 types of geometric quality criteria respectively. A grey segment represents the fraction of residues that are not modelled. The numeric value for each fraction is indicated below the corresponding segment, with a dot representing fractions  $\leq 5\%$ . The upper red bar (where present) indicates the fraction of residues that have poor fit to the EM map (all-atom inclusion  $< 40\%$ ). The numeric value is given above the bar.

Mol	Chain	Length	Quality of chain
1	A	556	 76% 19% 5%
1	a	556	 76% 19% 6%
2	B	535	 80% 17% .
2	b	535	 76% 20% .

Continued on next page...

Continued from previous page...

Mol	Chain	Length	Quality of chain
3	D	539	
3	d	539	
4	E	541	
4	e	541	
5	G	545	
5	g	545	
6	H	543	
6	h	543	
7	Q	548	
7	q	548	
8	Z	531	
8	z	531	
9	P	326	
10	N	441	

The following table lists non-polymeric compounds, carbohydrate monomers and non-standard residues in protein, DNA, RNA chains that are outliers for geometric or electron-density-fit criteria:

Mol	Type	Chain	Res	Chirality	Geometry	Clashes	Electron density
13	AF3	A	603	-	-	X	-
13	AF3	D	603	-	-	X	-
13	AF3	G	603	-	-	X	-
13	AF3	Z	603	-	-	X	-
13	AF3	b	603	-	-	X	-
13	AF3	d	603	-	-	X	-
13	AF3	g	603	-	-	X	-

## 2 Entry composition

There are 14 unique types of molecules in this entry. The entry contains 65929 atoms, of which 0 are hydrogens and 0 are deuteriums.

In the tables below, the AltConf column contains the number of residues with at least one atom in alternate conformation and the Trace column contains the number of residues modelled with at most 2 atoms.

- Molecule 1 is a protein called T-complex protein 1 subunit alpha.

Mol	Chain	Residues	Atoms					AltConf	Trace
1	A	529	Total	C	N	O	S	0	0
			4028	2524	703	778	23		
1	a	525	Total	C	N	O	S	0	0
			4000	2509	699	769	23		

- Molecule 2 is a protein called T-complex protein 1 subunit beta.

Mol	Chain	Residues	Atoms					AltConf	Trace
2	B	519	Total	C	N	O	S	0	0
			3897	2437	686	755	19		
2	b	518	Total	C	N	O	S	0	0
			3888	2431	684	754	19		

- Molecule 3 is a protein called T-complex protein 1 subunit delta.

Mol	Chain	Residues	Atoms					AltConf	Trace
3	D	513	Total	C	N	O	S	0	0
			3866	2414	674	757	21		
3	d	513	Total	C	N	O	S	0	0
			3860	2411	671	757	21		

- Molecule 4 is a protein called T-complex protein 1 subunit epsilon.

Mol	Chain	Residues	Atoms					AltConf	Trace
4	E	528	Total	C	N	O	S	1	0
			4077	2553	708	785	31		
4	e	533	Total	C	N	O	S	1	0
			4114	2573	713	797	31		

- Molecule 5 is a protein called T-complex protein 1 subunit gamma.

Mol	Chain	Residues	Atoms					AltConf	Trace
5	G	519	Total	C	N	O	S	0	0
			4033	2516	711	776	30		
5	g	521	Total	C	N	O	S	0	0
			4046	2524	714	778	30		

- Molecule 6 is a protein called T-complex protein 1 subunit eta.

Mol	Chain	Residues	Atoms					AltConf	Trace
6	H	521	Total	C	N	O	S	0	0
			4000	2529	688	761	22		
6	h	518	Total	C	N	O	S	0	0
			3978	2516	685	755	22		

- Molecule 7 is a protein called T-complex protein 1 subunit theta.

Mol	Chain	Residues	Atoms					AltConf	Trace
7	Q	531	Total	C	N	O	S	0	0
			4025	2542	682	775	26		
7	q	526	Total	C	N	O	S	0	0
			3992	2521	676	769	26		

- Molecule 8 is a protein called T-complex protein 1 subunit zeta.

Mol	Chain	Residues	Atoms					AltConf	Trace
8	Z	518	Total	C	N	O	S	0	0
			3963	2492	693	758	20		
8	z	520	Total	C	N	O	S	0	0
			3974	2498	695	761	20		

- Molecule 9 is a protein called Phosducin-like protein.

Mol	Chain	Residues	Atoms					AltConf	Trace
9	P	82	Total	C	N	O	S	0	0
			616	385	101	123	7		

There are 25 discrepancies between the modelled and reference sequences:

Chain	Residue	Modelled	Actual	Comment	Reference
P	302	ALA	-	expression tag	UNP Q13371
P	303	LEU	-	expression tag	UNP Q13371
P	304	GLU	-	expression tag	UNP Q13371
P	305	GLY	-	expression tag	UNP Q13371

*Continued on next page...*

*Continued from previous page...*

Chain	Residue	Modelled	Actual	Comment	Reference
P	306	PRO	-	expression tag	UNP Q13371
P	307	ARG	-	expression tag	UNP Q13371
P	308	PHE	-	expression tag	UNP Q13371
P	309	GLU	-	expression tag	UNP Q13371
P	310	GLN	-	expression tag	UNP Q13371
P	311	LYS	-	expression tag	UNP Q13371
P	312	LEU	-	expression tag	UNP Q13371
P	313	ILE	-	expression tag	UNP Q13371
P	314	SER	-	expression tag	UNP Q13371
P	315	GLU	-	expression tag	UNP Q13371
P	316	GLU	-	expression tag	UNP Q13371
P	317	ASP	-	expression tag	UNP Q13371
P	318	LEU	-	expression tag	UNP Q13371
P	319	ASN	-	expression tag	UNP Q13371
P	320	MET	-	expression tag	UNP Q13371
P	321	HIS	-	expression tag	UNP Q13371
P	322	HIS	-	expression tag	UNP Q13371
P	323	HIS	-	expression tag	UNP Q13371
P	324	HIS	-	expression tag	UNP Q13371
P	325	HIS	-	expression tag	UNP Q13371
P	326	HIS	-	expression tag	UNP Q13371

- Molecule 10 is a protein called Guanine nucleotide-binding protein subunit beta-5.

Mol	Chain	Residues	Atoms					AltConf	Trace
10	N	138	Total	C	N	O	S	0	0
			1041	641	175	214	11		

There are 47 discrepancies between the modelled and reference sequences:

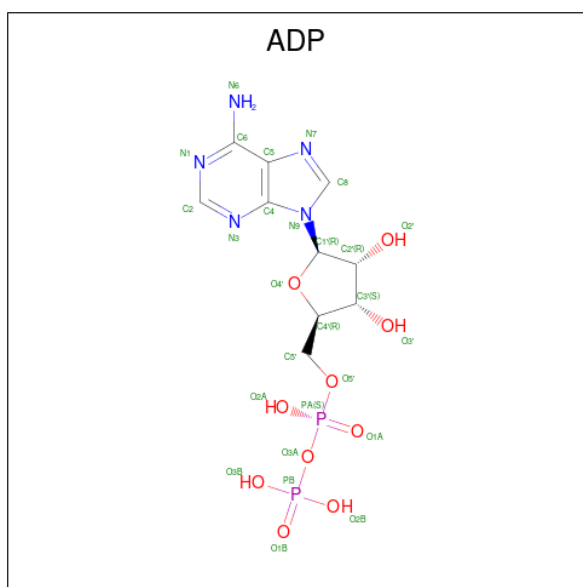
Chain	Residue	Modelled	Actual	Comment	Reference
N	-31	MET	-	initiating methionine	UNP O14775
N	-30	TRP	-	expression tag	UNP O14775
N	-29	SER	-	expression tag	UNP O14775
N	-28	HIS	-	expression tag	UNP O14775
N	-27	PRO	-	expression tag	UNP O14775
N	-26	GLN	-	expression tag	UNP O14775
N	-25	PHE	-	expression tag	UNP O14775
N	-24	GLU	-	expression tag	UNP O14775
N	-23	LYS	-	expression tag	UNP O14775
N	-22	GLY	-	expression tag	UNP O14775
N	-21	GLY	-	expression tag	UNP O14775

*Continued on next page...*

*Continued from previous page...*

Chain	Residue	Modelled	Actual	Comment	Reference
N	-20	GLY	-	expression tag	UNP O14775
N	-19	SER	-	expression tag	UNP O14775
N	-18	GLY	-	expression tag	UNP O14775
N	-17	GLY	-	expression tag	UNP O14775
N	-16	GLY	-	expression tag	UNP O14775
N	-15	SER	-	expression tag	UNP O14775
N	-14	GLY	-	expression tag	UNP O14775
N	-13	GLY	-	expression tag	UNP O14775
N	-12	SER	-	expression tag	UNP O14775
N	-11	SER	-	expression tag	UNP O14775
N	-10	ALA	-	expression tag	UNP O14775
N	-9	TRP	-	expression tag	UNP O14775
N	-8	SER	-	expression tag	UNP O14775
N	-7	HIS	-	expression tag	UNP O14775
N	-6	PRO	-	expression tag	UNP O14775
N	-5	GLN	-	expression tag	UNP O14775
N	-4	PHE	-	expression tag	UNP O14775
N	-3	GLU	-	expression tag	UNP O14775
N	-2	LYS	-	expression tag	UNP O14775
N	-1	ALA	-	expression tag	UNP O14775
N	0	ALA	-	expression tag	UNP O14775
N	123	LEU	SER	engineered mutation	UNP O14775
N	396	GLY	-	expression tag	UNP O14775
N	397	GLY	-	expression tag	UNP O14775
N	398	GLU	-	expression tag	UNP O14775
N	399	ASP	-	expression tag	UNP O14775
N	400	GLN	-	expression tag	UNP O14775
N	401	VAL	-	expression tag	UNP O14775
N	402	ASP	-	expression tag	UNP O14775
N	403	PRO	-	expression tag	UNP O14775
N	404	ARG	-	expression tag	UNP O14775
N	405	LEU	-	expression tag	UNP O14775
N	406	ILE	-	expression tag	UNP O14775
N	407	ASP	-	expression tag	UNP O14775
N	408	GLY	-	expression tag	UNP O14775
N	409	LYS	-	expression tag	UNP O14775

- Molecule 11 is ADENOSINE-5'-DIPHOSPHATE (CCD ID: ADP) (formula:  $C_{10}H_{15}N_5O_{10}P_2$ ) (labeled as "Ligand of Interest" by depositor).



Mol	Chain	Residues	Atoms					AltConf
11	A	1	Total 27	C 10	N 5	O 10	P 2	0
11	B	1	Total 27	C 10	N 5	O 10	P 2	0
11	D	1	Total 27	C 10	N 5	O 10	P 2	0
11	E	1	Total 27	C 10	N 5	O 10	P 2	0
11	G	1	Total 27	C 10	N 5	O 10	P 2	0
11	H	1	Total 27	C 10	N 5	O 10	P 2	0
11	Q	1	Total 27	C 10	N 5	O 10	P 2	0
11	Z	1	Total 27	C 10	N 5	O 10	P 2	0
11	a	1	Total 27	C 10	N 5	O 10	P 2	0
11	b	1	Total 27	C 10	N 5	O 10	P 2	0
11	d	1	Total 27	C 10	N 5	O 10	P 2	0
11	e	1	Total 27	C 10	N 5	O 10	P 2	0
11	g	1	Total 27	C 10	N 5	O 10	P 2	0
11	h	1	Total 27	C 10	N 5	O 10	P 2	0

*Continued on next page...*



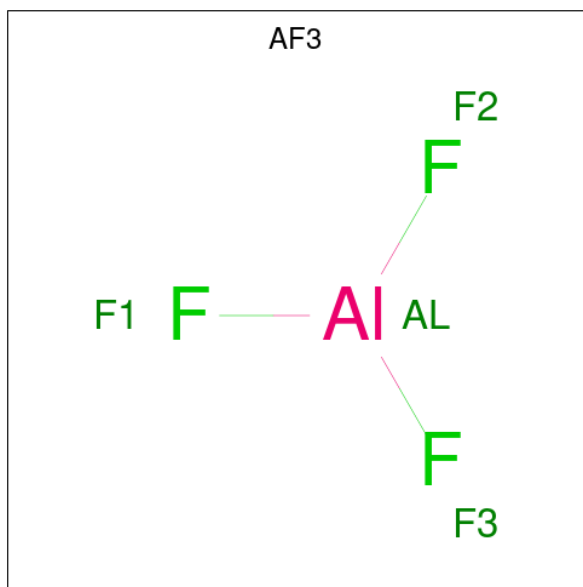
*Continued from previous page...*

Mol	Chain	Residues	Atoms					AltConf
11	q	1	Total	C	N	O	P	0
			27	10	5	10	2	
11	z	1	Total	C	N	O	P	0
			27	10	5	10	2	

- Molecule 12 is MAGNESIUM ION (CCD ID: MG) (formula: Mg).

Mol	Chain	Residues	Atoms		AltConf
12	A	1	Total	Mg	0
			1	1	
12	B	1	Total	Mg	0
			1	1	
12	D	1	Total	Mg	0
			1	1	
12	E	1	Total	Mg	0
			1	1	
12	G	1	Total	Mg	0
			1	1	
12	H	1	Total	Mg	0
			1	1	
12	Q	1	Total	Mg	0
			1	1	
12	Z	1	Total	Mg	0
			1	1	
12	a	1	Total	Mg	0
			1	1	
12	b	1	Total	Mg	0
			1	1	
12	d	1	Total	Mg	0
			1	1	
12	e	1	Total	Mg	0
			1	1	
12	g	1	Total	Mg	0
			1	1	
12	h	1	Total	Mg	0
			1	1	
12	q	1	Total	Mg	0
			1	1	
12	z	1	Total	Mg	0
			1	1	

- Molecule 13 is ALUMINUM FLUORIDE (CCD ID: AF3) (formula: AlF<sub>3</sub>) (labeled as "Ligand of Interest" by depositor).



Mol	Chain	Residues	Atoms			AltConf
13	A	1	Total	Al	F	0
			4	1	3	
13	B	1	Total	Al	F	0
			4	1	3	
13	D	1	Total	Al	F	0
			4	1	3	
13	E	1	Total	Al	F	0
			4	1	3	
13	G	1	Total	Al	F	0
			4	1	3	
13	H	1	Total	Al	F	0
			4	1	3	
13	Q	1	Total	Al	F	0
			4	1	3	
13	Z	1	Total	Al	F	0
			4	1	3	
13	a	1	Total	Al	F	0
			4	1	3	
13	b	1	Total	Al	F	0
			4	1	3	
13	d	1	Total	Al	F	0
			4	1	3	
13	e	1	Total	Al	F	0
			4	1	3	
13	g	1	Total	Al	F	0
			4	1	3	
13	h	1	Total	Al	F	0
			4	1	3	

*Continued on next page...*

*Continued from previous page...*

Mol	Chain	Residues	Atoms			AltConf
13	q	1	Total	Al	F	0
			4	1	3	
13	z	1	Total	Al	F	0
			4	1	3	

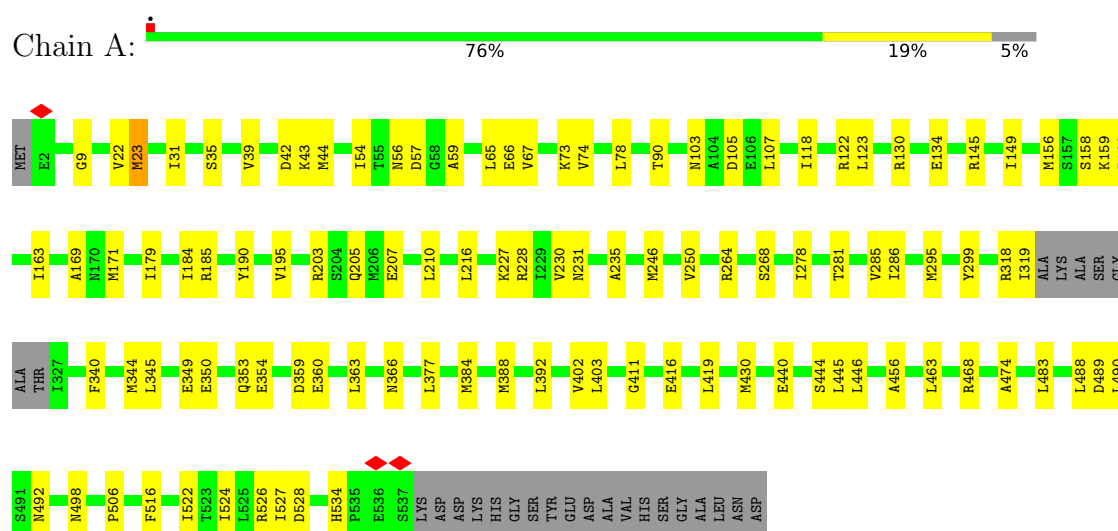
- Molecule 14 is water.

Mol	Chain	Residues	Atoms		AltConf
14	A	2	Total	O	0
			2	2	
14	B	2	Total	O	0
			2	2	
14	D	1	Total	O	0
			1	1	
14	E	1	Total	O	0
			1	1	
14	G	1	Total	O	0
			1	1	
14	H	1	Total	O	0
			1	1	
14	Q	1	Total	O	0
			1	1	
14	Z	1	Total	O	0
			1	1	
14	a	2	Total	O	0
			2	2	
14	b	1	Total	O	0
			1	1	
14	d	1	Total	O	0
			1	1	
14	e	1	Total	O	0
			1	1	
14	g	1	Total	O	0
			1	1	
14	h	1	Total	O	0
			1	1	
14	q	1	Total	O	0
			1	1	
14	z	1	Total	O	0
			1	1	

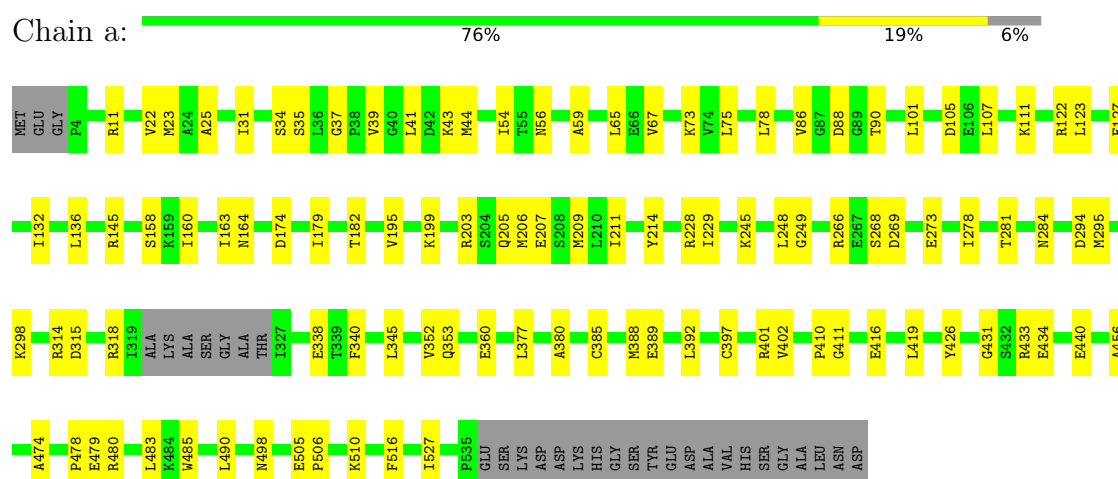
### 3 Residue-property plots

These plots are drawn for all protein, RNA, DNA and oligosaccharide chains in the entry. The first graphic for a chain summarises the proportions of the various outlier classes displayed in the second graphic. The second graphic shows the sequence view annotated by issues in geometry and atom inclusion in map density. Residues are color-coded according to the number of geometric quality criteria for which they contain at least one outlier: green = 0, yellow = 1, orange = 2 and red = 3 or more. A red diamond above a residue indicates a poor fit to the EM map for this residue (all-atom inclusion < 40%). Stretches of 2 or more consecutive residues without any outlier are shown as a green connector. Residues present in the sample, but not in the model, are shown in grey.

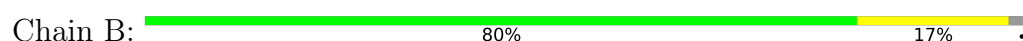
#### • Molecule 1: T-complex protein 1 subunit alpha

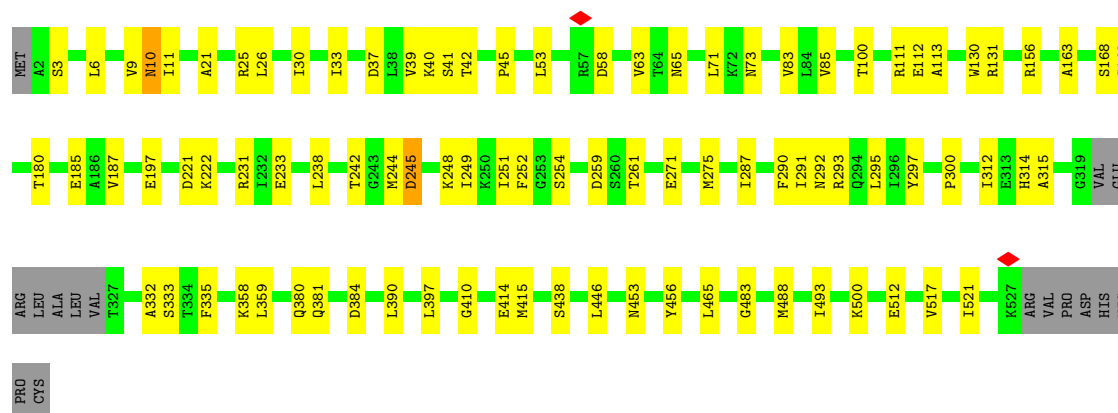


#### • Molecule 1: T-complex protein 1 subunit alpha

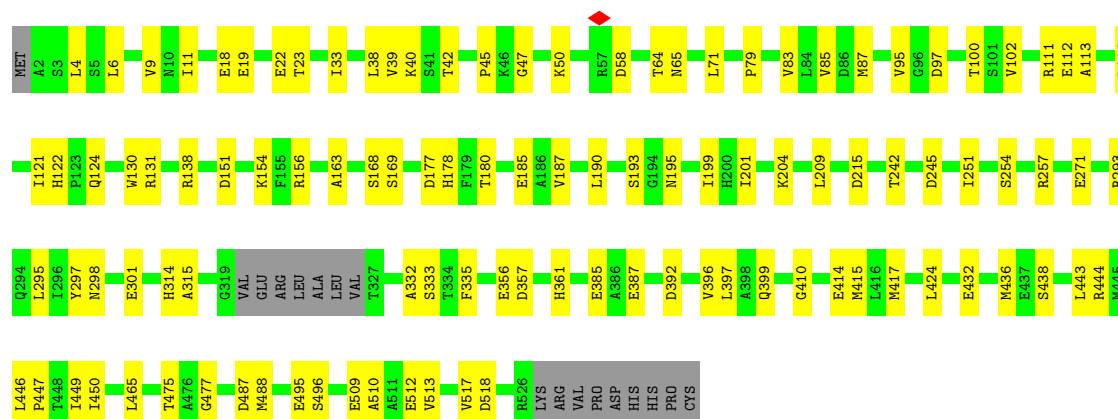
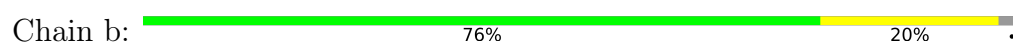


#### • Molecule 2: T-complex protein 1 subunit beta

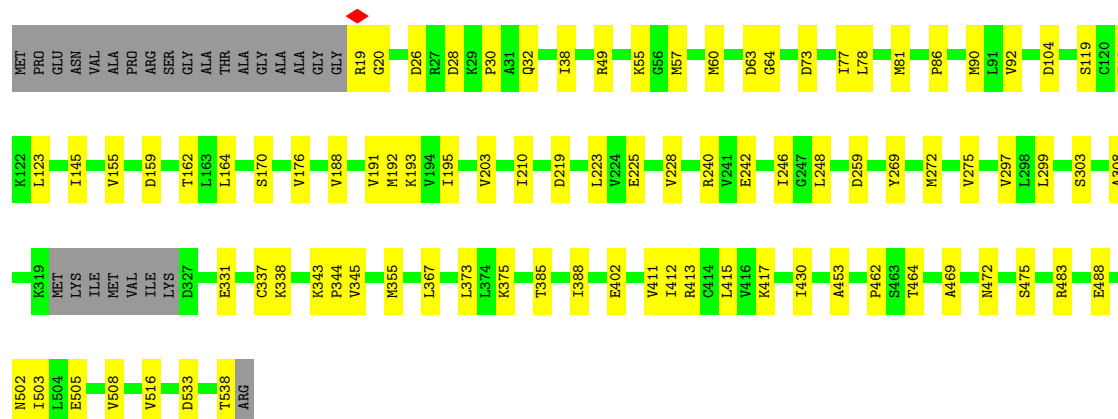
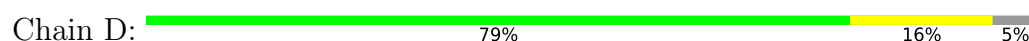




- Molecule 2: T-complex protein 1 subunit beta

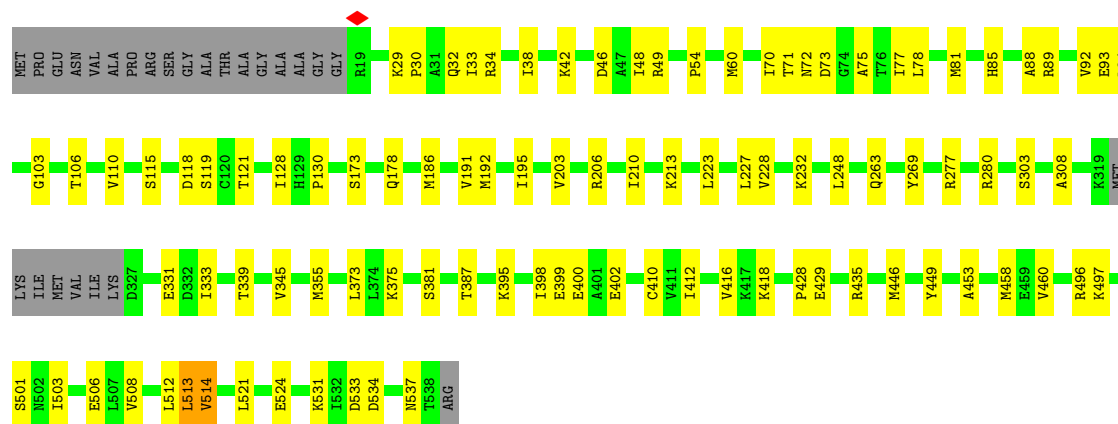


- Molecule 3: T-complex protein 1 subunit delta



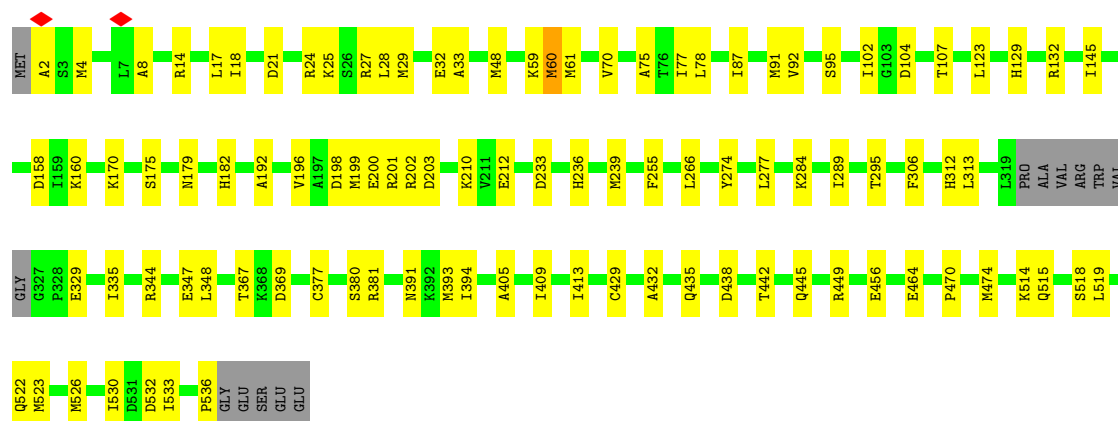
- Molecule 3: T-complex protein 1 subunit delta





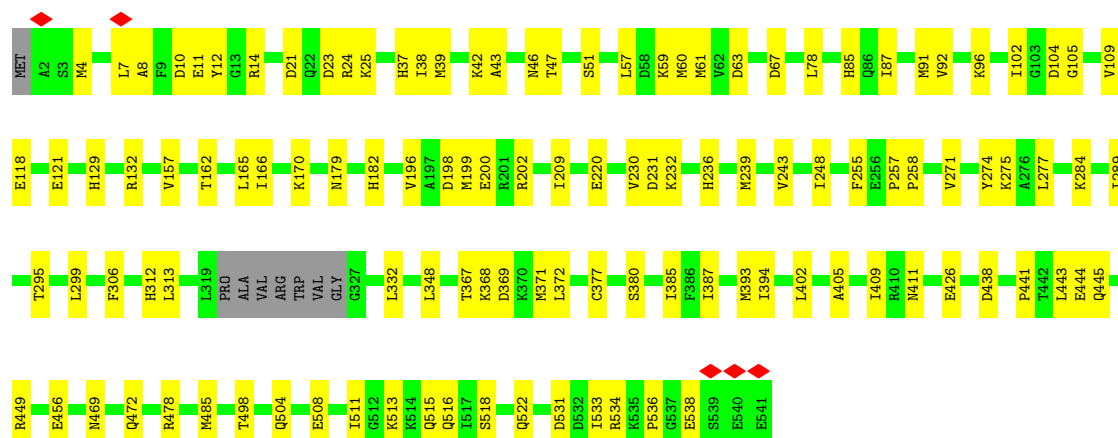
• Molecule 4: T-complex protein 1 subunit epsilon

Chain E: 79% 18%

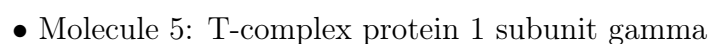


• Molecule 4: T-complex protein 1 subunit epsilon

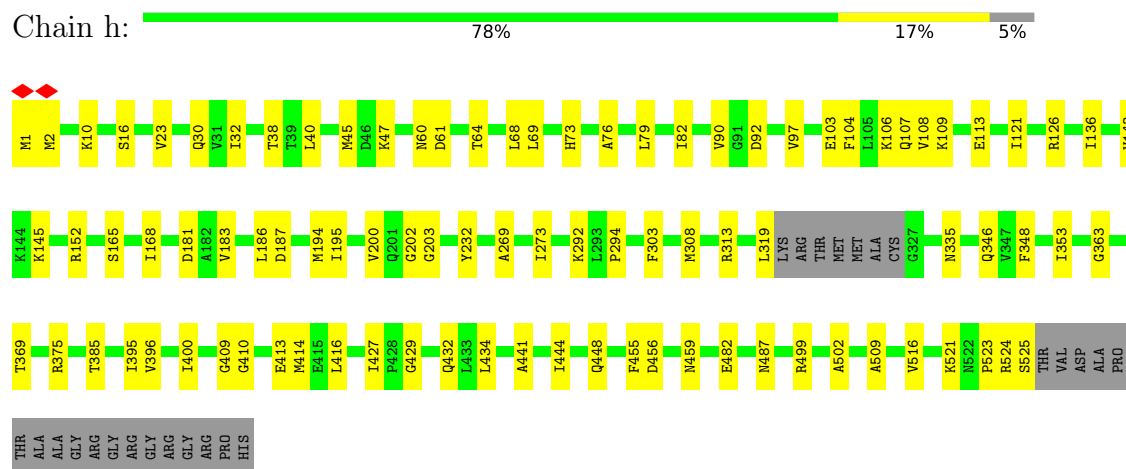
Chain e: 77% 22%



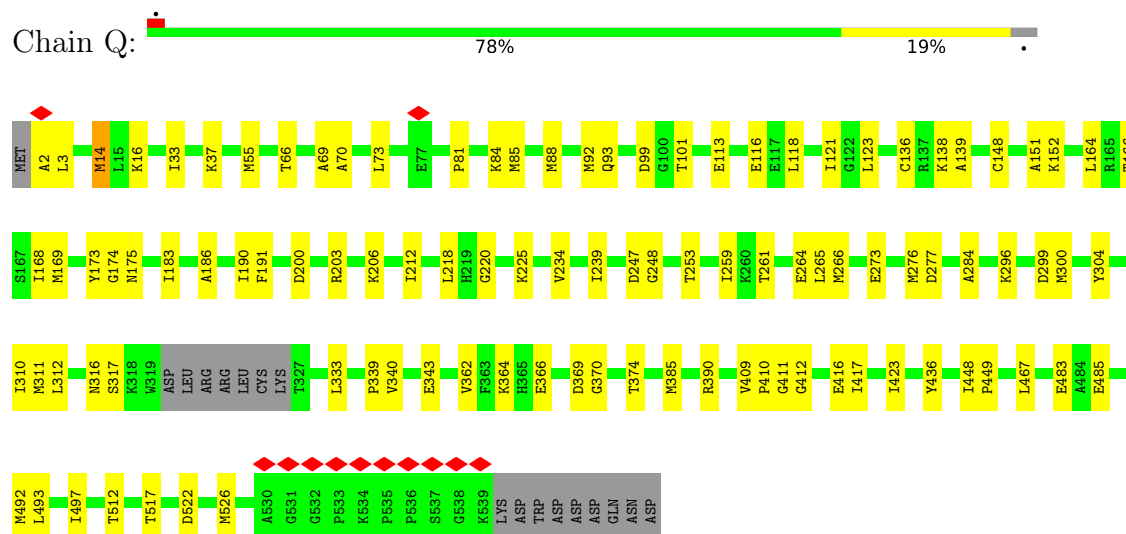
• Molecule 5: T-complex protein 1 subunit gamma




- Molecule 6: T-complex protein 1 subunit eta



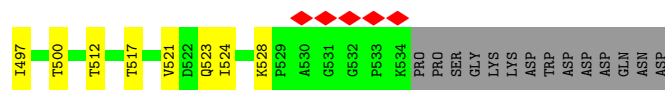
- Molecule 7: T-complex protein 1 subunit theta



- Molecule 7: T-complex protein 1 subunit theta

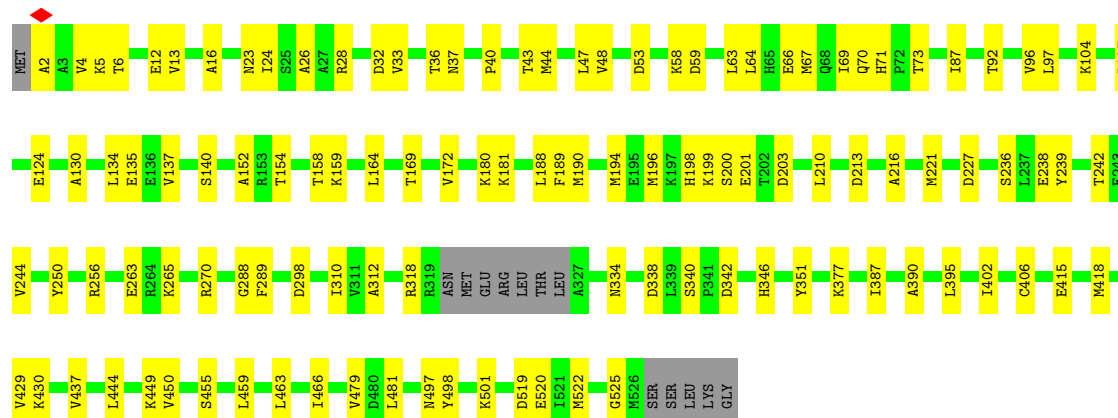






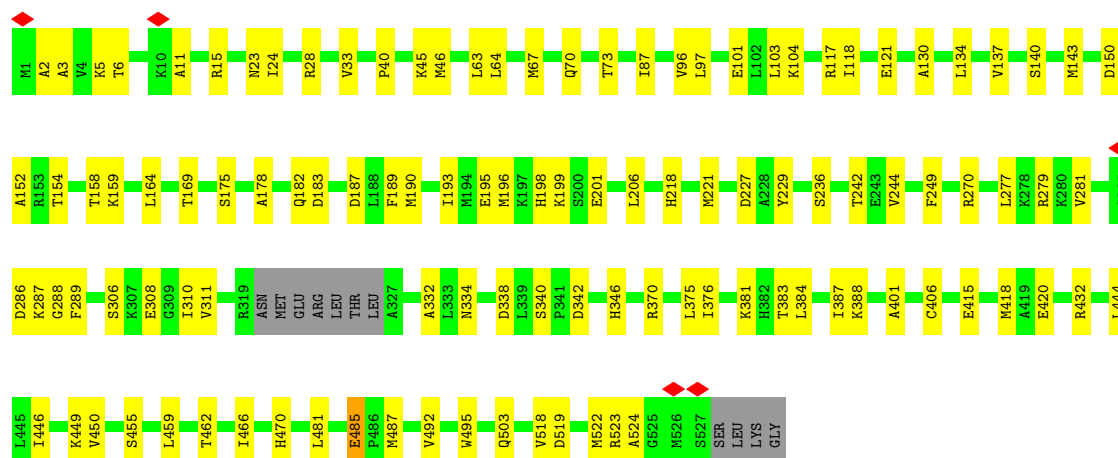
• Molecule 8: T-complex protein 1 subunit zeta

Chain Z: 76% 22%



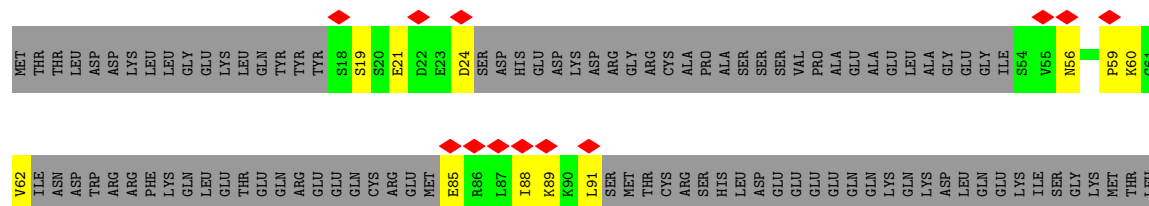
• Molecule 8: T-complex protein 1 subunit zeta

Chain z: 77% 21%



• Molecule 9: Phosducin-like protein

Chain P: 13% 20% 5% 75%





## 4 Experimental information

Property	Value	Source
EM reconstruction method	SINGLE PARTICLE	Depositor
Imposed symmetry	POINT, Not provided	
Number of particles used	55876	Depositor
Resolution determination method	FSC 0.143 CUT-OFF	Depositor
CTF correction method	PHASE FLIPPING ONLY	Depositor
Microscope	TFS KRIOS	Depositor
Voltage (kV)	300	Depositor
Electron dose ( $e^-/\text{\AA}^2$ )	43.7	Depositor
Minimum defocus (nm)	800	Depositor
Maximum defocus (nm)	1200	Depositor
Magnification	Not provided	
Image detector	GATAN K3 (6k x 4k)	Depositor
Maximum map value	0.770	Depositor
Minimum map value	-0.276	Depositor
Average map value	0.004	Depositor
Map value standard deviation	0.038	Depositor
Recommended contour level	0.113	Depositor
Map size ( $\text{\AA}$ )	317.4, 317.4, 317.4	wwPDB
Map dimensions	300, 300, 300	wwPDB
Map angles ( $^\circ$ )	90.0, 90.0, 90.0	wwPDB
Pixel spacing ( $\text{\AA}$ )	1.058, 1.058, 1.058	Depositor

## 5 Model quality [i](#)

### 5.1 Standard geometry [i](#)

Bond lengths and bond angles in the following residue types are not validated in this section: MG, AF3, ADP

The Z score for a bond length (or angle) is the number of standard deviations the observed value is removed from the expected value. A bond length (or angle) with  $|Z| > 5$  is considered an outlier worth inspection. RMSZ is the root-mean-square of all Z scores of the bond lengths (or angles).

Mol	Chain	Bond lengths		Bond angles	
		RMSZ	$\# Z  > 5$	RMSZ	$\# Z  > 5$
1	A	0.14	0/4067	0.31	0/5490
1	a	0.14	0/4039	0.32	0/5452
2	B	0.14	0/3939	0.32	0/5308
2	b	0.13	0/3930	0.31	0/5297
3	D	0.13	0/3897	0.30	0/5261
3	d	0.14	0/3891	0.34	1/5254 (0.0%)
4	E	0.15	0/4124	0.37	0/5551
4	e	0.14	0/4161	0.33	0/5600
5	G	0.15	0/4079	0.35	0/5501
5	g	0.15	0/4092	0.34	0/5517
6	H	0.15	0/4056	0.35	0/5477
6	h	0.13	0/4034	0.31	0/5446
7	Q	0.13	0/4085	0.31	0/5523
7	q	0.14	0/4050	0.34	0/5475
8	Z	0.15	0/4009	0.36	0/5404
8	z	0.14	0/4020	0.32	0/5419
9	P	0.13	0/618	0.39	0/823
10	N	0.18	0/1061	0.49	0/1438
All	All	0.14	0/66152	0.33	1/89236 (0.0%)

There are no bond length outliers.

All (1) bond angle outliers are listed below:

Mol	Chain	Res	Type	Atoms	Z	Observed(°)	Ideal(°)
3	d	514	VAL	N-CA-C	-5.87	105.97	111.48

There are no chirality outliers.

There are no planarity outliers.

## 5.2 Too-close contacts ⓘ

In the following table, the Non-H and H(model) columns list the number of non-hydrogen atoms and hydrogen atoms in the chain respectively. The H(added) column lists the number of hydrogen atoms added and optimized by MolProbity. The Clashes column lists the number of clashes within the asymmetric unit, whereas Symm-Clashes lists symmetry-related clashes.

Mol	Chain	Non-H	H(model)	H(added)	Clashes	Symm-Clashes
1	A	4028	0	4180	84	0
1	a	4000	0	4161	80	0
2	B	3897	0	4005	69	0
2	b	3888	0	3992	83	0
3	D	3866	0	4055	55	0
3	d	3860	0	4044	69	0
4	E	4077	0	4189	79	0
4	e	4114	0	4215	94	0
5	G	4033	0	4164	93	0
5	g	4046	0	4180	94	0
6	H	4000	0	4098	73	0
6	h	3978	0	4078	64	0
7	Q	4025	0	4089	72	0
7	q	3992	0	4054	71	0
8	Z	3963	0	4097	86	0
8	z	3974	0	4107	78	0
9	P	616	0	612	14	0
10	N	1041	0	963	46	0
11	A	27	0	12	1	0
11	B	27	0	12	4	0
11	D	27	0	12	1	0
11	E	27	0	12	1	0
11	G	27	0	12	2	0
11	H	27	0	12	2	0
11	Q	27	0	12	2	0
11	Z	27	0	12	1	0
11	a	27	0	12	3	0
11	b	27	0	12	3	0
11	d	27	0	12	3	0
11	e	27	0	12	1	0
11	g	27	0	12	2	0
11	h	27	0	12	1	0
11	q	27	0	12	1	0
11	z	27	0	12	1	0
12	A	1	0	0	0	0
12	B	1	0	0	0	0
12	D	1	0	0	0	0

*Continued on next page...*

*Continued from previous page...*

Mol	Chain	Non-H	H(model)	H(added)	Clashes	Symm-Clashes
12	E	1	0	0	0	0
12	G	1	0	0	0	0
12	H	1	0	0	0	0
12	Q	1	0	0	0	0
12	Z	1	0	0	0	0
12	a	1	0	0	0	0
12	b	1	0	0	0	0
12	d	1	0	0	0	0
12	e	1	0	0	0	0
12	g	1	0	0	0	0
12	h	1	0	0	0	0
12	q	1	0	0	0	0
12	z	1	0	0	0	0
13	A	4	0	0	3	0
13	B	4	0	0	1	0
13	D	4	0	0	3	0
13	E	4	0	0	0	0
13	G	4	0	0	2	0
13	H	4	0	0	1	0
13	Q	4	0	0	1	0
13	Z	4	0	0	2	0
13	a	4	0	0	1	0
13	b	4	0	0	2	0
13	d	4	0	0	2	0
13	e	4	0	0	1	0
13	g	4	0	0	4	0
13	h	4	0	0	1	0
13	q	4	0	0	1	0
13	z	4	0	0	1	0
14	A	2	0	0	0	0
14	B	2	0	0	0	0
14	D	1	0	0	0	0
14	E	1	0	0	0	0
14	G	1	0	0	0	0
14	H	1	0	0	0	0
14	Q	1	0	0	0	0
14	Z	1	0	0	0	0
14	a	2	0	0	0	0
14	b	1	0	0	0	0
14	d	1	0	0	0	0
14	e	1	0	0	0	0
14	g	1	0	0	0	0

*Continued on next page...*

*Continued from previous page...*

Mol	Chain	Non-H	H(model)	H(added)	Clashes	Symm-Clashes
14	h	1	0	0	0	0
14	q	1	0	0	0	0
14	z	1	0	0	0	0
All	All	65929	0	67475	1162	0

The all-atom clashscore is defined as the number of clashes found per 1000 atoms (including hydrogen atoms). The all-atom clashscore for this structure is 9.

All (1162) close contacts within the same asymmetric unit are listed below, sorted by their clash magnitude.

Atom-1	Atom-2	Interatomic distance (Å)	Clash overlap (Å)
2:b:4:LEU:HD22	2:b:11:ILE:HD11	1.53	0.89
6:H:292:LYS:HD2	6:H:316:GLU:HG3	1.57	0.87
1:a:44:MET:HE2	5:g:75:PRO:HB2	1.57	0.86
4:E:442:THR:HA	4:E:445:GLN:HE21	1.41	0.84
3:d:78:LEU:HB3	3:d:92:VAL:HG22	1.60	0.83
2:b:33:ILE:HD11	2:b:111:ARG:HB2	1.61	0.82
2:b:122:HIS:HE1	2:b:124:GLN:HE21	1.30	0.80
1:a:164:ASN:ND2	1:a:206:MET:SD	2.55	0.80
4:E:21:ASP:OD1	4:E:24:ARG:HB2	1.81	0.80
6:H:22:LEU:HD22	6:H:112:VAL:HG11	1.65	0.79
5:g:146:ILE:HA	5:g:152:MET:HE1	1.63	0.79
1:a:228:ARG:HG3	1:a:352:VAL:HG22	1.65	0.78
4:e:485:MET:H	4:e:485:MET:HE2	1.47	0.78
10:N:209:GLN:HB3	10:N:221:LEU:HD11	1.64	0.78
5:G:520:ASP:OD1	5:G:521:ASP:N	2.17	0.78
2:B:197:GLU:OE2	2:B:197:GLU:N	2.17	0.78
6:h:292:LYS:HG3	6:h:319:LEU:HD12	1.65	0.77
1:a:182:THR:H	9:P:300:ILE:HG13	1.48	0.77
8:z:485:GLU:N	8:z:485:GLU:OE1	2.17	0.77
6:h:2:MET:HE1	7:q:31:ARG:HH12	1.50	0.76
1:A:353:GLN:HE21	1:A:360:GLU:HB3	1.51	0.76
4:e:456:GLU:OE2	4:e:478:ARG:NH1	2.19	0.75
6:H:516:VAL:HG11	7:Q:55:MET:HG3	1.68	0.75
2:B:53:LEU:HD21	3:D:86:PRO:HG3	1.67	0.75
1:a:380:ALA:HB1	5:g:83:ILE:HD11	1.67	0.75
5:g:27:ILE:HD13	5:g:110:GLU:HB2	1.69	0.74
8:Z:242:THR:HG22	8:Z:244:VAL:H	1.52	0.74
7:Q:206:LYS:HB3	7:Q:385:MET:HE3	1.69	0.73
5:g:129:ALA:O	5:g:133:MET:HG3	1.87	0.73
6:H:2:MET:HE3	6:H:3:PRO:HD2	1.71	0.72

*Continued on next page...*

*Continued from previous page...*

Atom-1	Atom-2	Interatomic distance (Å)	Clash overlap (Å)
3:d:30:PRO:HB3	3:d:533:ASP:HB2	1.71	0.72
10:N:191:VAL:HG11	10:N:210:ILE:HD11	1.70	0.72
4:e:231:ASP:HA	4:e:371:MET:HG2	1.71	0.72
5:g:289:VAL:HG21	5:g:350:LEU:HD13	1.70	0.72
3:D:57:MET:HE3	3:D:57:MET:HA	1.72	0.71
6:H:82:ILE:HG21	6:H:509:ALA:HB2	1.72	0.71
5:g:64:ASN:ND2	5:g:88:ASP:OD2	2.22	0.71
3:D:28:ASP:N	2:b:22:GLU:OE2	2.24	0.71
8:Z:430:LYS:HE3	8:Z:430:LYS:HA	1.71	0.71
3:d:38:ILE:HG21	3:d:121:THR:HB	1.72	0.71
5:g:70:ILE:HD11	8:z:522:MET:HE3	1.73	0.71
8:z:154:THR:HG21	8:z:495:TRP:H	1.54	0.70
1:a:268:SER:HB2	1:a:295:MET:HE1	1.72	0.70
1:A:9:GLY:HA2	1:A:534:HIS:HD2	1.55	0.70
2:B:10:ASN:HD22	2:B:10:ASN:C	1.98	0.70
2:b:112:GLU:HB3	2:b:438:SER:HB3	1.74	0.70
1:A:246:MET:HE2	1:A:250:VAL:HG11	1.74	0.70
4:E:367:THR:HG23	4:E:369:ASP:H	1.57	0.70
7:Q:273:GLU:HG3	7:Q:300:MET:HE3	1.73	0.69
5:G:490:MET:HE1	5:G:495:ILE:HB	1.74	0.69
8:Z:236:SER:OG	8:Z:238:GLU:OE1	2.10	0.69
2:B:156:ARG:NH2	2:B:185:GLU:OE2	2.23	0.69
2:B:488:MET:HE3	2:B:493:ILE:HB	1.73	0.69
6:H:421:ARG:HG2	6:H:425:ARG:HH21	1.58	0.69
8:Z:221:MET:HE3	8:Z:312:ALA:H	1.57	0.69
1:A:353:GLN:O	5:G:190:ARG:NH1	2.25	0.69
5:G:64:ASN:ND2	5:G:88:ASP:OD2	2.25	0.69
5:G:83:ILE:HD13	5:G:512:THR:HG21	1.75	0.69
6:H:346:GLN:HB2	6:H:363:GLY:HA3	1.74	0.69
7:Q:16:LYS:HA	8:Z:70:GLN:HE22	1.57	0.69
1:a:59:ALA:HB2	1:a:90:THR:HG21	1.75	0.69
7:Q:175:ASN:HD21	7:Q:212:ILE:HD11	1.57	0.68
7:Q:409:VAL:HG22	7:Q:410:PRO:HD2	1.76	0.68
4:E:515:GLN:HE21	6:H:203:GLY:HA2	1.58	0.68
7:Q:264:GLU:OE1	7:Q:264:GLU:N	2.26	0.68
7:q:239:ILE:HD12	7:q:239:ILE:H	1.59	0.68
1:A:474:ALA:HB2	1:A:483:LEU:HB2	1.75	0.68
2:b:38:LEU:O	2:b:50:LYS:NZ	2.26	0.68
4:E:200:GLU:HG2	4:E:202:ARG:HG3	1.75	0.67
1:a:145:ARG:NH2	1:a:174:ASP:OD1	2.27	0.67
1:A:103:ASN:ND2	1:A:444:SER:OG	2.26	0.67

*Continued on next page...*



*Continued from previous page...*

Atom-1	Atom-2	Interatomic distance (Å)	Clash overlap (Å)
3:D:483:ARG:NE	3:D:488:GLU:OE2	2.23	0.67
4:E:210:LYS:NZ	4:E:329:GLU:OE2	2.25	0.67
2:b:83:VAL:HA	4:e:393:MET:HE1	1.76	0.67
6:H:17:GLN:OE1	6:H:17:GLN:N	2.27	0.67
7:Q:247:ASP:OD2	7:Q:248:GLY:N	2.27	0.67
8:Z:135:GLU:OE2	8:Z:498:TYR:OH	2.13	0.67
8:z:242:THR:HG22	8:z:244:VAL:H	1.59	0.67
3:d:496:ARG:NH2	3:d:506:GLU:OE2	2.28	0.67
8:z:63:LEU:O	8:z:67:MET:HG3	1.93	0.67
7:q:240:ALA:HB2	7:q:344:MET:HE1	1.77	0.67
7:Q:84:LYS:O	7:Q:88:MET:HG3	1.95	0.66
3:D:30:PRO:HB3	3:D:533:ASP:HB2	1.76	0.66
5:g:96:THR:O	5:g:100:ILE:HD12	1.95	0.66
1:a:318:ARG:HH21	9:P:295:ASP:HB2	1.61	0.66
5:g:292:THR:HG22	5:g:294:LYS:H	1.61	0.66
10:N:221:LEU:HG	10:N:230:LEU:HD12	1.78	0.66
8:z:2:ALA:HB2	8:z:15:ARG:HH22	1.61	0.66
5:G:182:MET:SD	5:G:372:CYS:HB3	2.37	0.65
2:B:71:LEU:HB3	2:B:85:VAL:HG22	1.78	0.65
7:Q:253:THR:OG1	8:Z:239:TYR:OH	2.13	0.65
5:G:302:HIS:HB2	8:Z:334:ASN:HB2	1.79	0.65
5:G:155:ILE:HG21	5:G:401:VAL:HG21	1.79	0.65
2:b:156:ARG:NH2	2:b:185:GLU:OE2	2.30	0.65
2:b:87:MET:HE3	2:b:102:VAL:HG22	1.79	0.65
3:D:193:LYS:NZ	3:D:225:GLU:OE2	2.25	0.64
11:b:601:ADP:PB	13:b:603:AF3:F1	2.44	0.64
2:B:83:VAL:HG22	4:E:393:MET:HE3	1.78	0.64
5:G:233:ILE:HD12	5:G:350:LEU:HD23	1.79	0.64
6:H:338:SER:OG	6:H:340:ASP:OD1	2.10	0.64
2:b:424:LEU:HG	2:b:436:MET:HE1	1.80	0.64
4:e:51:SER:OG	4:e:59:LYS:NZ	2.29	0.64
4:e:536:PRO:HB2	4:e:538:GLU:OE1	1.97	0.63
1:A:123:LEU:HD21	1:A:430:MET:HE3	1.80	0.63
2:b:40:LYS:HD2	2:b:449:ILE:HD13	1.79	0.63
2:B:10:ASN:O	2:B:10:ASN:ND2	2.23	0.63
4:e:38:ILE:HG21	4:e:121:GLU:HB2	1.80	0.63
3:D:303:SER:HB3	3:D:308:ALA:HB2	1.80	0.63
2:b:79:PRO:HB2	4:e:60:MET:HE3	1.80	0.63
8:z:164:LEU:HD21	8:z:387:ILE:HG12	1.81	0.63
10:N:204:THR:HG22	10:N:206:SER:H	1.63	0.63
5:G:167:ARG:HH22	8:Z:124:GLU:HB2	1.64	0.63

*Continued on next page...*

*Continued from previous page...*

Atom-1	Atom-2	Interatomic distance (Å)	Clash overlap (Å)
5:G:226:HIS:H	5:G:229:MET:CE	2.12	0.63
4:e:37:HIS:NE2	4:e:533:ILE:HD11	2.12	0.63
8:Z:24:ILE:HD13	8:Z:107:ASP:HB2	1.81	0.63
3:D:63:ASP:OD1	3:D:64:GLY:N	2.32	0.63
1:A:190:TYR:CE2	1:A:403:LEU:HB3	2.34	0.62
7:Q:417:ILE:HG13	7:Q:467:LEU:HD13	1.81	0.62
2:b:122:HIS:ND1	2:b:124:GLN:HG2	2.13	0.62
2:b:190:LEU:HD11	2:b:199:ILE:HD11	1.80	0.62
4:E:198:ASP:HB3	4:E:202:ARG:HB2	1.81	0.62
1:a:416:GLU:N	1:a:416:GLU:OE2	2.31	0.62
7:q:412:GLY:HA3	7:q:492:MET:HE1	1.80	0.62
4:E:48:MET:HG3	4:E:107:THR:HG23	1.80	0.62
5:g:382:GLU:OE2	5:g:382:GLU:N	2.30	0.62
1:a:338:GLU:OE1	3:d:280:ARG:NH1	2.32	0.62
2:b:477:GLY:HA3	2:b:488:MET:HE2	1.82	0.62
10:N:228:GLN:OE1	10:N:228:GLN:N	2.26	0.62
7:Q:169:MET:SD	11:Q:601:ADP:N6	2.66	0.62
8:z:198:HIS:CE1	8:z:199:LYS:HG2	2.35	0.62
5:G:18:SER:OG	5:G:521:ASP:OD2	2.11	0.62
4:E:515:GLN:NE2	6:H:203:GLY:HA2	2.14	0.62
2:b:122:HIS:CE1	2:b:124:GLN:HG2	2.35	0.62
2:b:193:SER:OG	2:b:195:ASN:OD1	2.18	0.62
6:h:410:GLY:HA2	6:h:413:GLU:OE1	2.00	0.62
6:H:499:ARG:NH2	11:H:601:ADP:O3'	2.33	0.61
6:h:294:PRO:HG3	6:h:313:ARG:HE	1.65	0.61
7:Q:173:TYR:OH	7:Q:483:GLU:OE2	2.17	0.61
7:Q:412:GLY:HA3	7:Q:492:MET:HE2	1.82	0.61
7:q:479:GLY:HA3	7:q:492:MET:HE3	1.82	0.61
5:G:132:ASP:OD2	5:G:437:TYR:OH	2.18	0.61
7:q:33:ILE:HG21	7:q:116:GLU:HB2	1.81	0.61
3:D:210:ILE:HG21	3:D:402:GLU:HG3	1.83	0.61
1:a:206:MET:HE3	1:a:206:MET:HA	1.81	0.61
10:N:211:LEU:HD11	10:N:254:PHE:CD1	2.35	0.61
1:a:34:SER:OG	1:a:43:LYS:NZ	2.33	0.61
3:D:195:ILE:HG21	3:D:203:VAL:HG22	1.83	0.61
4:E:456:GLU:HB3	4:E:474:MET:HE2	1.81	0.61
5:G:206:GLY:HA3	8:Z:87:ILE:HG13	1.83	0.61
6:H:446:PRO:HA	6:H:449:LEU:HD12	1.83	0.61
9:P:186:HIS:CE1	9:P:198:MET:HG2	2.36	0.61
1:A:205:GLN:OE1	5:G:127:ARG:NH2	2.33	0.60
8:Z:216:ALA:HB1	8:Z:221:MET:HE2	1.81	0.60

*Continued on next page...*

*Continued from previous page...*

Atom-1	Atom-2	Interatomic distance (Å)	Clash overlap (Å)
6:h:516:VAL:HG11	7:q:55:MET:HG3	1.82	0.60
7:q:402:LEU:HD21	7:q:408:LEU:HD21	1.83	0.60
6:H:11:GLU:OE1	6:H:11:GLU:N	2.33	0.60
6:H:67:LYS:HG2	6:H:84:LYS:HE2	1.82	0.60
1:a:160:ILE:HD12	5:g:518:ARG:HD3	1.83	0.60
6:h:38:THR:OG1	6:h:47:LYS:NZ	2.33	0.60
7:q:417:ILE:HG13	7:q:467:LEU:HD13	1.83	0.60
2:B:221:ASP:HA	2:B:359:LEU:HD22	1.81	0.60
3:D:32:GLN:HB3	2:b:6:LEU:HD23	1.83	0.60
6:h:82:ILE:HG21	6:h:509:ALA:HB2	1.83	0.60
4:E:8:ALA:HB1	1:a:23:MET:SD	2.42	0.60
2:b:65:ASN:ND2	2:b:169:SER:O	2.34	0.60
7:q:249:MET:HE3	7:q:249:MET:HA	1.83	0.60
3:D:28:ASP:OD1	3:D:32:GLN:NE2	2.30	0.60
6:H:455:PHE:CE2	6:H:482:GLU:HG2	2.36	0.60
1:A:377:LEU:HD21	1:A:392:LEU:HD22	1.83	0.60
3:d:395:LYS:O	3:d:398:ILE:HG22	2.01	0.60
7:q:91:HIS:O	7:q:94:GLU:HG3	2.02	0.60
3:D:78:LEU:HB3	3:D:92:VAL:HG22	1.83	0.60
7:Q:81:PRO:O	7:Q:85:MET:HG3	2.01	0.60
2:B:112:GLU:HB3	2:B:438:SER:HB3	1.83	0.60
4:e:198:ASP:HB3	4:e:202:ARG:HB2	1.84	0.60
1:a:353:GLN:NE2	1:a:360:GLU:OE1	2.26	0.59
3:d:34:ARG:NH1	3:d:130:PRO:HG3	2.17	0.59
5:G:306:ARG:NH1	8:Z:338:ASP:OD2	2.34	0.59
7:Q:37:LYS:NZ	5:g:114:GLU:OE1	2.23	0.59
8:z:449:LYS:HD3	8:z:459:LEU:HD21	1.84	0.59
8:Z:340:SER:OG	8:Z:342:ASP:OD1	2.19	0.59
2:b:163:ALA:HB3	2:b:180:THR:HG23	1.85	0.59
7:q:93:GLN:NE2	7:q:99:ASP:O	2.32	0.59
2:b:138:ARG:NH2	4:e:220:GLU:OE2	2.30	0.59
5:g:434:GLN:OE1	5:g:438:ARG:NH2	2.35	0.59
2:B:410:GLY:HA3	2:B:488:MET:HE2	1.84	0.59
6:H:333:SER:HB3	7:Q:300:MET:HE1	1.85	0.59
5:g:302:HIS:HB2	8:z:334:ASN:HB2	1.84	0.59
1:A:23:MET:HE1	4:e:8:ALA:HB1	1.84	0.59
7:Q:261:THR:OG1	7:Q:264:GLU:OE1	2.17	0.59
3:D:228:VAL:HG22	3:D:375:LYS:HG2	1.83	0.59
7:Q:2:ALA:HB1	5:g:57:ILE:HD11	1.83	0.59
7:Q:37:LYS:NZ	7:Q:113:GLU:OE2	2.31	0.59
8:Z:289:PHE:HB3	8:Z:310:ILE:HG12	1.85	0.59

*Continued on next page...*

*Continued from previous page...*

Atom-1	Atom-2	Interatomic distance (Å)	Clash overlap (Å)
1:a:474:ALA:HB2	1:a:483:LEU:HB2	1.84	0.59
3:D:119:SER:HB3	3:D:453:ALA:HB1	1.85	0.59
6:H:385:THR:O	6:H:389:LEU:HD23	2.03	0.59
7:Q:190:ILE:HG22	7:Q:191:PHE:H	1.67	0.59
4:e:411:ASN:HB3	4:e:511:ILE:HD11	1.84	0.59
5:g:49:MET:HG3	8:z:518:VAL:HG11	1.83	0.59
7:q:521:VAL:HG21	8:z:46:MET:HE2	1.83	0.59
8:z:5:LYS:NZ	8:z:11:ALA:O	2.32	0.58
8:z:70:GLN:OE1	8:z:70:GLN:N	2.36	0.58
10:N:264:MET:HB3	10:N:273:CYS:SG	2.43	0.58
3:d:331:GLU:OE2	3:d:331:GLU:N	2.26	0.58
6:H:45:MET:O	6:H:60:ASN:ND2	2.36	0.58
6:H:414:MET:HE3	6:H:414:MET:HA	1.84	0.58
1:A:67:VAL:HG12	1:A:73:LYS:HG2	1.86	0.58
4:E:59:LYS:HG3	4:E:77:ILE:HD13	1.84	0.58
6:h:521:LYS:HG2	7:q:57:ILE:HD12	1.84	0.58
2:B:163:ALA:HB3	2:B:180:THR:HG23	1.85	0.58
2:b:356:GLU:O	3:d:206:ARG:NH2	2.35	0.58
3:d:118:ASP:O	3:d:121:THR:HG22	2.04	0.58
3:D:49:ARG:HG3	3:D:464:THR:HG23	1.86	0.58
4:E:201:ARG:HH21	4:E:413:ILE:HG23	1.69	0.58
4:E:335:ILE:HD11	6:H:227:MET:HG2	1.85	0.58
5:G:409:PRO:O	5:G:414:SER:OG	2.22	0.58
7:Q:485:GLU:N	7:Q:485:GLU:OE1	2.37	0.58
8:Z:455:SER:OG	8:Z:481:LEU:O	2.22	0.58
2:b:168:SER:OG	11:b:601:ADP:N7	2.35	0.58
6:h:414:MET:HA	6:h:414:MET:HE3	1.85	0.58
7:q:33:ILE:HD13	7:q:112:LEU:HB3	1.86	0.58
5:G:351:GLU:OE2	5:G:353:LYS:HB3	2.03	0.58
7:q:364:LYS:NZ	7:q:366:GLU:OE2	2.37	0.58
8:Z:415:GLU:OE1	8:Z:501:LYS:NZ	2.30	0.58
2:b:177:ASP:OD2	2:b:178:HIS:N	2.35	0.58
7:q:222:VAL:HG22	7:q:362:VAL:HG22	1.85	0.58
10:N:211:LEU:HB3	10:N:243:LEU:HD11	1.85	0.58
5:G:20:ARG:HH12	5:G:114:GLU:CD	2.12	0.57
6:H:340:ASP:OD1	6:H:340:ASP:N	2.37	0.57
4:e:42:LYS:O	4:e:46:ASN:ND2	2.37	0.57
3:D:248:LEU:HD23	3:D:299:LEU:HB2	1.87	0.57
4:E:170:LYS:O	4:E:182:HIS:NE2	2.36	0.57
7:Q:417:ILE:HD11	7:Q:449:PRO:HG3	1.86	0.57
3:d:446:MET:HA	3:d:449:TYR:HD1	1.69	0.57

*Continued on next page...*

*Continued from previous page...*

Atom-1	Atom-2	Interatomic distance (Å)	Clash overlap (Å)
1:A:446:LEU:HD11	1:A:468:ARG:HD2	1.86	0.57
5:g:229:MET:CE	5:g:311:ALA:H	2.17	0.57
7:q:277:ASP:HB2	7:q:304:TYR:CZ	2.39	0.57
10:N:171:CYS:HB2	10:N:198:LEU:HD22	1.87	0.57
6:H:152:ARG:NH2	6:H:181:ASP:OD1	2.37	0.57
5:g:101:LEU:O	5:g:105:MET:HG3	2.05	0.57
5:G:313:ARG:HG2	5:G:314:ARG:HG3	1.85	0.57
4:e:200:GLU:HG2	4:e:202:ARG:HG3	1.85	0.57
2:B:131:ARG:NH2	2:B:512:GLU:OE2	2.38	0.57
4:e:295:THR:HG21	4:e:348:LEU:HG	1.86	0.57
5:g:182:MET:SD	5:g:372:CYS:HB3	2.45	0.57
10:N:252:ASN:HB3	10:N:269:ARG:HE	1.69	0.57
1:A:205:GLN:HG3	5:G:511:GLU:OE2	2.05	0.57
5:G:468:ALA:O	5:G:471:THR:OG1	2.23	0.57
6:H:456:ASP:OD2	1:a:433:ARG:NH2	2.38	0.57
3:d:345:VAL:HG22	3:d:355:MET:HE3	1.87	0.57
5:g:41:LEU:O	5:g:454:ASN:ND2	2.33	0.57
5:g:468:ALA:O	5:g:471:THR:OG1	2.23	0.57
6:h:525:SER:HB2	7:q:59:HIS:HB2	1.87	0.57
2:B:131:ARG:NH2	4:E:179:ASN:OD1	2.38	0.57
6:H:2:MET:HE3	6:H:3:PRO:CD	2.34	0.57
1:a:67:VAL:O	1:a:73:LYS:NZ	2.38	0.57
1:a:266:ARG:NH1	1:a:273:GLU:OE2	2.37	0.57
1:A:179:ILE:HG21	1:A:195:VAL:HG22	1.86	0.56
4:e:12:TYR:OH	6:h:113:GLU:OE2	2.23	0.56
4:e:14:ARG:NH1	6:h:16:SER:OG	2.36	0.56
7:q:409:VAL:HB	7:q:415:THR:HG21	1.87	0.56
8:Z:70:GLN:OE1	8:Z:70:GLN:N	2.37	0.56
1:a:377:LEU:HD21	1:a:392:LEU:HD22	1.87	0.56
4:e:11:GLU:OE2	4:e:11:GLU:N	2.35	0.56
7:Q:316:ASN:OD1	7:Q:317:SER:N	2.38	0.56
3:d:119:SER:HB2	3:d:453:ALA:HB1	1.87	0.56
3:d:192:MET:HA	3:d:192:MET:HE2	1.86	0.56
4:e:367:THR:HG23	4:e:369:ASP:H	1.69	0.56
5:G:20:ARG:NH1	5:G:114:GLU:OE2	2.34	0.56
5:g:37:ILE:HD12	5:g:96:THR:HG23	1.86	0.56
11:g:601:ADP:O2B	13:g:603:AF3:F3	2.14	0.56
6:h:143:VAL:HG12	6:h:145:LYS:HG2	1.87	0.56
7:q:81:PRO:O	7:q:85:MET:HG3	2.04	0.56
2:B:249:ILE:HG21	4:E:277:LEU:HG	1.88	0.56
3:D:73:ASP:OD1	13:D:603:AF3:F3	2.14	0.56

*Continued on next page...*

*Continued from previous page...*

Atom-1	Atom-2	Interatomic distance (Å)	Clash overlap (Å)
5:G:53:PRO:HG3	8:Z:525:GLY:HA3	1.87	0.56
8:Z:63:LEU:O	8:Z:67:MET:HG3	2.05	0.56
3:d:418:LYS:HG2	3:d:513:LEU:HD13	1.88	0.56
7:q:18:GLY:HA3	7:q:528:LYS:HG3	1.88	0.56
10:N:252:ASN:ND2	10:N:269:ARG:HG3	2.21	0.56
1:a:39:VAL:HG21	1:a:456:ALA:HB2	1.86	0.56
6:h:346:GLN:HB2	6:h:363:GLY:HA3	1.87	0.56
10:N:305:CYS:HB2	10:N:319:TYR:HB2	1.87	0.56
8:z:340:SER:OG	8:z:342:ASP:OD1	2.17	0.56
7:Q:220:GLY:O	7:Q:374:THR:OG1	2.23	0.56
7:Q:416:GLU:OE1	7:Q:416:GLU:N	2.33	0.56
2:b:58:ASP:OD2	2:b:58:ASP:N	2.35	0.56
8:z:221:MET:HE2	8:z:306:SER:HB2	1.88	0.56
2:B:252:PHE:CE2	10:N:249:GLU:HG3	2.40	0.56
3:D:192:MET:HE3	3:D:192:MET:HA	1.88	0.56
7:Q:93:GLN:NE2	7:Q:99:ASP:O	2.36	0.56
3:d:85:HIS:CD2	9:P:60:LYS:HE3	2.41	0.56
4:e:230:VAL:HG12	4:e:232:LYS:H	1.71	0.56
10:N:251:GLY:O	10:N:269:ARG:NH2	2.36	0.56
4:E:289:ILE:HG13	4:E:313:LEU:HB3	1.88	0.55
6:H:80:VAL:HG12	6:H:84:LYS:HE3	1.88	0.55
4:e:23:ASP:OD2	4:e:24:ARG:HG3	2.05	0.55
4:e:236:HIS:H	4:e:239:MET:HE3	1.70	0.55
5:g:490:MET:HE2	5:g:490:MET:HA	1.88	0.55
8:z:279:ARG:NH1	8:z:308:GLU:OE2	2.39	0.55
10:N:311:ARG:HG3	10:N:311:ARG:HH11	1.71	0.55
4:E:78:LEU:HB3	4:E:92:VAL:HG22	1.89	0.55
5:G:293:GLU:OE2	5:G:293:GLU:N	2.38	0.55
11:G:601:ADP:O1B	13:G:603:AF3:F1	2.14	0.55
1:a:56:ASN:ND2	1:a:158:SER:O	2.38	0.55
5:G:130:LEU:HB2	5:G:510:VAL:HG11	1.89	0.55
1:a:132:ILE:HG12	1:a:136:LEU:HD12	1.87	0.55
4:e:385:ILE:HG21	4:e:402:LEU:HD13	1.88	0.55
2:B:295:LEU:HD13	2:B:314:HIS:HB2	1.88	0.55
6:H:518:GLU:OE2	6:H:519:THR:N	2.39	0.55
7:Q:416:GLU:HG2	7:Q:448:ILE:HG13	1.89	0.55
1:a:266:ARG:HG3	3:d:269:TYR:HB2	1.88	0.55
5:g:151:MET:HE2	5:g:151:MET:HA	1.89	0.55
5:G:497:GLU:OE2	5:G:502:LYS:HD3	2.06	0.55
7:Q:69:ALA:O	7:Q:73:LEU:HD23	2.07	0.55
3:D:55:LYS:HG3	3:D:469:ALA:HA	1.88	0.55

*Continued on next page...*



*Continued from previous page...*

Atom-1	Atom-2	Interatomic distance (Å)	Clash overlap (Å)
1:a:127:GLU:HG3	1:a:426:TYR:CZ	2.42	0.55
4:E:210:LYS:HE3	4:E:212:GLU:OE2	2.07	0.55
5:G:244:SER:HB2	5:G:246:GLU:HG2	1.87	0.55
6:h:90:VAL:HG12	6:h:92:ASP:H	1.71	0.55
4:E:438:ASP:OD1	4:E:449:ARG:NH2	2.40	0.55
5:G:27:ILE:HD13	5:G:110:GLU:HB2	1.89	0.55
5:G:473:GLU:HG2	5:G:474:ASN:N	2.22	0.55
6:H:32:ILE:HG13	6:H:76:ALA:HB1	1.87	0.55
1:a:44:MET:HB2	1:a:54:ILE:HG12	1.89	0.55
6:h:97:VAL:HG12	6:h:502:ALA:HA	1.88	0.55
6:H:64:THR:O	6:H:68:LEU:HD23	2.06	0.55
3:d:195:ILE:HG21	3:d:203:VAL:HG22	1.87	0.55
5:G:184:GLN:HG3	5:G:193:ILE:HG12	1.89	0.54
1:a:229:ILE:HD13	1:a:284:ASN:HB3	1.89	0.54
8:Z:134:LEU:HA	8:Z:137:VAL:HG12	1.88	0.54
8:z:152:ALA:HB3	8:z:169:THR:HG23	1.89	0.54
6:H:220:PHE:HE1	10:N:314:ARG:HG3	1.72	0.54
6:h:64:THR:O	6:h:68:LEU:HD23	2.08	0.54
4:E:432:ALA:O	4:E:435:GLN:HG3	2.07	0.54
5:G:129:ALA:O	5:G:133:MET:HG3	2.07	0.54
5:g:144:VAL:HG12	5:g:405:PRO:O	2.08	0.54
6:H:100:LEU:HG	6:H:445:ILE:HD11	1.90	0.54
2:B:37:ASP:OD1	2:B:40:LYS:HE2	2.08	0.54
7:Q:277:ASP:HB2	7:Q:304:TYR:CZ	2.43	0.54
7:q:81:PRO:HA	7:q:84:LYS:HB2	1.90	0.54
1:A:384:MET:O	1:A:388:MET:HG3	2.07	0.54
11:Z:601:ADP:O1B	13:Z:603:AF3:F1	2.15	0.54
3:d:103:GLY:HA3	3:d:410:CYS:HB3	1.90	0.54
3:D:176:VAL:O	3:D:176:VAL:HG23	2.07	0.54
11:z:601:ADP:O2B	13:z:603:AF3:F3	2.16	0.54
3:D:38:ILE:HG21	3:D:121:THR:OG1	2.08	0.54
4:E:2:ALA:N	1:a:11:ARG:O	2.41	0.54
4:E:203:ASP:OD2	6:H:357:ARG:NH2	2.38	0.54
4:E:236:HIS:H	4:E:239:MET:CE	2.20	0.54
1:a:205:GLN:HE21	1:a:388:MET:HE3	1.72	0.54
2:b:151:ASP:HB3	2:b:154:LYS:HB2	1.89	0.54
5:g:229:MET:HG3	5:g:305:MET:HE2	1.90	0.54
7:q:492:MET:HA	7:q:495:ALA:HB3	1.89	0.54
4:E:60:MET:HG3	4:E:70:VAL:HG22	1.90	0.53
8:z:134:LEU:HA	8:z:137:VAL:HG12	1.90	0.53
1:A:118:ILE:HG23	1:A:522:ILE:HG12	1.89	0.53

*Continued on next page...*

*Continued from previous page...*

Atom-1	Atom-2	Interatomic distance (Å)	Clash overlap (Å)
7:Q:239:ILE:HD12	7:Q:239:ILE:H	1.74	0.53
2:b:122:HIS:CE1	2:b:124:GLN:HE21	2.18	0.53
2:b:209:LEU:HB2	3:d:524:GLU:OE1	2.08	0.53
10:N:282:SER:OG	10:N:300:SER:OG	2.25	0.53
6:H:107:GLN:HG3	6:H:441:ALA:HB2	1.90	0.53
4:e:438:ASP:OD1	4:e:449:ARG:NH2	2.41	0.53
4:E:199:MET:HE3	4:E:199:MET:HA	1.90	0.53
11:a:601:ADP:O2B	13:a:603:AF3:F3	2.17	0.53
4:e:198:ASP:OD2	4:e:202:ARG:NH1	2.40	0.53
7:q:284:ALA:HB2	7:q:310:ILE:HD11	1.89	0.53
8:z:24:ILE:HD13	8:z:103:LEU:HB3	1.91	0.53
1:A:59:ALA:HB2	1:A:90:THR:HG21	1.91	0.53
4:E:14:ARG:NH1	6:H:16:SER:OG	2.38	0.53
8:z:487:MET:HE2	8:z:492:VAL:HG21	1.91	0.53
6:H:103:GLU:HG2	6:H:444:ILE:HB	1.90	0.53
1:a:505:GLU:OE1	1:a:510:LYS:NZ	2.27	0.53
4:e:102:ILE:HG22	4:e:104:ASP:H	1.74	0.53
5:g:13:ASN:ND2	5:g:525:GLY:O	2.42	0.53
8:z:182:GLN:NE2	8:z:183:ASP:OD2	2.41	0.53
3:D:170:SER:HB2	3:D:411:VAL:HG21	1.91	0.53
6:H:478:ASP:OD2	6:H:481:ASN:ND2	2.35	0.53
1:a:78:LEU:HD11	1:a:516:PHE:HB3	1.90	0.53
2:b:71:LEU:HB3	2:b:85:VAL:HG22	1.90	0.53
7:q:190:ILE:HG22	7:q:191:PHE:H	1.72	0.53
8:z:236:SER:O	8:z:270:ARG:NH2	2.42	0.53
2:B:248:LYS:NZ	3:D:259:ASP:O	2.41	0.53
7:Q:522:ASP:HB3	8:Z:43:THR:OG1	2.08	0.53
8:Z:130:ALA:HB1	8:Z:418:MET:SD	2.48	0.53
4:e:196:VAL:O	4:e:196:VAL:HG23	2.09	0.53
5:g:83:ILE:HD12	5:g:508:THR:HG22	1.91	0.53
4:E:28:LEU:HD22	4:E:32:GLU:OE1	2.09	0.53
7:Q:118:LEU:HA	7:Q:121:ILE:HG12	1.89	0.53
7:Q:234:VAL:HG23	7:Q:311:MET:HE3	1.90	0.53
8:Z:415:GLU:OE2	8:Z:415:GLU:N	2.32	0.53
2:B:33:ILE:HD11	2:B:111:ARG:HB2	1.91	0.53
3:D:145:ILE:HD12	3:D:516:VAL:HG13	1.91	0.53
4:E:377:CYS:HB2	4:E:380:SER:HB2	1.89	0.53
5:G:151:MET:HA	5:G:151:MET:HE3	1.90	0.53
8:Z:40:PRO:HD3	8:Z:158:THR:HG22	1.91	0.53
6:h:32:ILE:HG13	6:h:76:ALA:HB1	1.90	0.53
2:B:63:VAL:HG12	2:B:381:GLN:HB3	1.91	0.52

*Continued on next page...*



*Continued from previous page...*

Atom-1	Atom-2	Interatomic distance (Å)	Clash overlap (Å)
6:H:90:VAL:HG12	6:H:92:ASP:H	1.74	0.52
4:E:255:PHE:HB2	4:E:306:PHE:HB3	1.90	0.52
8:Z:172:VAL:HG13	8:Z:395:LEU:HD23	1.91	0.52
3:d:30:PRO:O	3:d:34:ARG:NE	2.40	0.52
3:d:228:VAL:HG22	3:d:387:THR:HG21	1.91	0.52
5:G:9:VAL:HG13	5:G:10:LEU:H	1.73	0.52
11:Q:601:ADP:O1B	13:Q:603:AF3:F2	2.17	0.52
8:Z:213:ASP:N	8:Z:213:ASP:OD1	2.42	0.52
6:h:202:GLY:O	6:h:375:ARG:NH2	2.42	0.52
6:h:269:ALA:HA	7:q:266:MET:HE3	1.91	0.52
8:z:40:PRO:HA	8:z:158:THR:HA	1.90	0.52
8:z:143:MET:HE2	8:z:401:ALA:HB1	1.90	0.52
2:B:231:ARG:NH1	2:B:233:GLU:OE2	2.36	0.52
2:B:244:MET:HA	2:B:275:MET:HE1	1.91	0.52
7:Q:492:MET:HE3	7:Q:497:ILE:HB	1.91	0.52
11:g:601:ADP:O2B	13:g:603:AF3:F1	2.17	0.52
6:h:456:ASP:OD2	6:h:459:ASN:ND2	2.43	0.52
7:q:175:ASN:ND2	7:q:212:ILE:HD11	2.24	0.52
1:A:203:ARG:NE	1:A:207:GLU:OE1	2.33	0.52
7:Q:284:ALA:HB2	7:Q:310:ILE:HD11	1.90	0.52
8:Z:67:MET:HE2	8:Z:69:ILE:HD11	1.92	0.52
8:z:3:ALA:O	8:z:6:THR:OG1	2.25	0.52
2:B:9:VAL:HG13	2:B:11:ILE:HD11	1.92	0.52
3:d:412:ILE:O	3:d:416:VAL:HG23	2.10	0.52
3:D:223:LEU:HD12	3:D:388:ILE:HG12	1.91	0.52
4:E:295:THR:HG21	4:E:348:LEU:HG	1.91	0.52
6:H:73:HIS:HB3	6:H:76:ALA:HB3	1.92	0.52
1:a:434:GLU:OE1	1:a:434:GLU:N	2.27	0.52
8:z:28:ARG:NH1	8:z:104:LYS:HD2	2.24	0.52
1:a:199:LYS:HB3	1:a:385:CYS:HB3	1.91	0.52
4:e:230:VAL:HB	4:e:372:LEU:HB2	1.92	0.52
5:g:229:MET:HE2	5:g:311:ALA:H	1.75	0.52
9:P:24:ASP:OD1	9:P:24:ASP:N	2.42	0.52
3:D:343:LYS:HB2	3:D:355:MET:HE3	1.92	0.51
2:b:95:VAL:HG12	2:b:399:GLN:HG3	1.92	0.51
1:A:278:ILE:O	1:A:281:THR:HG22	2.10	0.51
2:B:245:ASP:HA	2:B:297:TYR:HD2	1.74	0.51
2:b:11:ILE:HG22	4:e:85:HIS:HB2	1.93	0.51
7:q:82:ALA:O	7:q:86:ILE:HG12	2.10	0.51
8:z:415:GLU:OE1	8:z:415:GLU:N	2.40	0.51
4:e:243:VAL:HG21	4:e:299:LEU:HD12	1.92	0.51

*Continued on next page...*

*Continued from previous page...*

Atom-1	Atom-2	Interatomic distance (Å)	Clash overlap (Å)
8:z:150:ASP:O	8:z:154:THR:HG23	2.09	0.51
7:Q:33:ILE:HD13	7:Q:116:GLU:HB2	1.92	0.51
10:N:246:ALA:HB3	10:N:250:THR:HA	1.93	0.51
2:b:97:ASP:OD1	13:b:603:AF3:F1	2.18	0.51
3:d:277:ARG:O	3:d:280:ARG:HG2	2.10	0.51
7:q:73:LEU:HD11	7:q:105:LEU:HD12	1.93	0.51
8:z:97:LEU:HD13	8:z:450:VAL:HG21	1.92	0.51
8:z:193:ILE:HG21	8:z:388:LYS:HG3	1.93	0.51
10:N:171:CYS:O	10:N:191:VAL:HG12	2.10	0.51
10:N:255:VAL:HG12	10:N:289:TYR:HE1	1.75	0.51
1:A:107:LEU:HG	1:A:440:GLU:HG3	1.93	0.51
1:A:205:GLN:HE21	1:A:388:MET:HE3	1.75	0.51
1:A:216:LEU:HD21	1:A:319:ILE:HD11	1.92	0.51
2:B:414:GLU:OE2	2:B:500:LYS:NZ	2.44	0.51
3:D:77:ILE:O	3:D:81:MET:HG2	2.10	0.51
1:a:199:LYS:NZ	9:P:288:SER:HB3	2.25	0.51
2:b:410:GLY:HA3	2:b:488:MET:HE3	1.93	0.51
1:A:44:MET:SD	5:G:519:ILE:HD13	2.51	0.51
4:E:25:LYS:HG2	4:E:536:PRO:HA	1.93	0.51
6:H:317:GLU:OE1	6:H:317:GLU:N	2.30	0.51
6:h:61:ASP:OD1	13:h:603:AF3:F2	2.19	0.51
1:A:160:ILE:HG13	5:G:518:ARG:HD3	1.93	0.51
2:B:242:THR:HG21	2:B:335:PHE:CE2	2.46	0.51
2:b:113:ALA:HB2	2:b:130:TRP:CH2	2.45	0.51
2:b:432:GLU:O	2:b:436:MET:HG3	2.11	0.51
6:h:73:HIS:HB3	6:h:76:ALA:HB3	1.92	0.51
6:h:187:ASP:OD1	6:h:187:ASP:N	2.44	0.51
7:q:479:GLY:CA	7:q:492:MET:HE3	2.40	0.51
6:h:121:ILE:HA	6:h:434:LEU:HD13	1.92	0.51
11:A:601:ADP:O2B	13:A:603:AF3:F3	2.19	0.50
6:h:23:VAL:HG13	6:h:109:LYS:HE3	1.93	0.50
6:h:409:GLY:HA3	6:h:487:ASN:ND2	2.26	0.50
1:A:171:MET:HE2	1:A:210:LEU:HB2	1.93	0.50
2:B:168:SER:OG	11:B:601:ADP:N7	2.41	0.50
8:Z:6:THR:HG21	6:h:2:MET:HE2	1.93	0.50
1:a:402:VAL:HG23	1:a:506:PRO:HG3	1.91	0.50
1:a:456:ALA:HB2	1:a:490:LEU:HD12	1.94	0.50
1:a:163:ILE:HB	5:g:127:ARG:HD2	1.93	0.50
8:z:117:ARG:O	8:z:121:GLU:HG2	2.11	0.50
10:N:249:GLU:C	10:N:251:GLY:H	2.19	0.50
1:A:230:VAL:HG23	1:A:231:ASN:H	1.76	0.50

*Continued on next page...*

*Continued from previous page...*

Atom-1	Atom-2	Interatomic distance (Å)	Clash overlap (Å)
2:b:79:PRO:O	2:b:83:VAL:HG23	2.12	0.50
5:g:47:MET:HE2	5:g:59:MET:HG2	1.94	0.50
1:A:23:MET:SD	4:e:8:ALA:HB1	2.51	0.50
1:A:456:ALA:HB2	1:A:490:LEU:HD12	1.93	0.50
5:G:265:THR:HG21	8:Z:265:LYS:HB3	1.92	0.50
1:a:65:LEU:HD21	5:g:523:VAL:HG11	1.94	0.50
1:a:122:ARG:HG3	3:d:178:GLN:HG3	1.94	0.50
2:b:517:VAL:HG21	4:e:60:MET:SD	2.51	0.50
4:e:87:ILE:O	4:e:91:MET:HG2	2.11	0.50
4:e:531:ASP:HB3	6:h:45:MET:HE3	1.93	0.50
5:g:157:ASN:O	5:g:161:THR:HG23	2.12	0.50
10:N:232:SER:C	10:N:233:PHE:HD1	2.19	0.50
1:A:9:GLY:HA2	1:A:534:HIS:CD2	2.40	0.50
1:a:278:ILE:O	1:a:281:THR:HG22	2.11	0.50
6:h:107:GLN:HG3	6:h:441:ALA:HB2	1.93	0.50
7:q:151:ALA:O	7:q:152:LYS:HG2	2.11	0.50
8:z:218:HIS:HB3	8:z:221:MET:HG2	1.94	0.50
5:G:82:GLU:O	5:G:86:THR:HG23	2.12	0.50
6:H:259:THR:HG22	6:H:261:GLU:H	1.76	0.50
3:d:210:ILE:HG21	3:d:402:GLU:HG3	1.94	0.50
7:q:220:GLY:O	7:q:374:THR:OG1	2.22	0.50
7:q:523:GLN:NE2	8:z:45:LYS:HE3	2.26	0.50
8:Z:180:LYS:HD2	8:Z:402:ILE:HD13	1.94	0.50
1:a:163:ILE:HB	5:g:127:ARG:HH11	1.75	0.50
5:g:226:HIS:ND1	5:g:305:MET:HE1	2.26	0.50
5:G:225:THR:CG2	5:G:313:ARG:HB2	2.42	0.49
6:H:97:VAL:HG12	6:H:502:ALA:HA	1.92	0.49
1:a:527:ILE:HD11	3:d:70:ILE:HD11	1.94	0.49
7:q:37:LYS:HD2	7:q:113:GLU:OE2	2.12	0.49
8:z:175:SER:HB2	8:z:206:LEU:HD13	1.94	0.49
8:z:189:PHE:C	8:z:190:MET:HE2	2.37	0.49
1:A:163:ILE:HB	5:G:127:ARG:HD2	1.93	0.49
8:Z:36:THR:HB	8:Z:43:THR:HG22	1.93	0.49
3:d:173:SER:OG	11:d:601:ADP:O2A	2.25	0.49
5:g:50:LEU:HB2	5:g:58:VAL:HB	1.93	0.49
5:g:133:MET:HE2	5:g:444:LEU:HD11	1.94	0.49
8:z:24:ILE:CD1	8:z:103:LEU:HB3	2.42	0.49
10:N:213:ALA:HB2	10:N:243:LEU:HD12	1.94	0.49
1:A:159:LYS:NZ	13:A:603:AF3:F1	2.31	0.49
3:D:26:ASP:OD1	3:D:26:ASP:N	2.44	0.49
8:Z:4:VAL:HB	8:Z:13:VAL:HG11	1.93	0.49

*Continued on next page...*

*Continued from previous page...*

Atom-1	Atom-2	Interatomic distance (Å)	Clash overlap (Å)
1:a:294:ASP:O	1:a:298:LYS:HG2	2.11	0.49
5:g:497:GLU:OE1	5:g:502:LYS:HD3	2.13	0.49
4:E:442:THR:HA	4:E:445:GLN:NE2	2.20	0.49
7:Q:218:LEU:HD21	7:Q:362:VAL:HG13	1.94	0.49
2:b:11:ILE:O	2:b:11:ILE:HG13	2.11	0.49
10:N:287:VAL:HG13	10:N:296:PHE:HD2	1.76	0.49
1:A:122:ARG:NH2	3:D:219:ASP:OD1	2.39	0.49
2:B:252:PHE:CD2	10:N:249:GLU:HG3	2.48	0.49
2:B:414:GLU:HG2	2:B:446:LEU:HD23	1.94	0.49
3:d:186:MET:HE2	3:d:223:LEU:HB2	1.94	0.49
1:A:489:ASP:OD2	1:A:492:ASN:ND2	2.46	0.49
5:G:473:GLU:HG2	5:G:474:ASN:H	1.78	0.49
8:Z:37:ASN:O	8:Z:58:LYS:NZ	2.35	0.49
3:d:75:ALA:HB2	3:d:106:THR:HG21	1.93	0.49
5:g:229:MET:HE1	5:g:311:ALA:HB3	1.95	0.49
7:q:136:CYS:HB2	7:q:512:THR:HG21	1.95	0.49
1:A:402:VAL:HG23	1:A:506:PRO:HG3	1.94	0.49
1:A:527:ILE:HD13	3:D:60:MET:HE3	1.95	0.49
8:z:286:ASP:OD1	8:z:287:LYS:N	2.45	0.49
6:h:136:ILE:HD11	6:h:416:LEU:HD11	1.95	0.49
4:E:530:ILE:HD11	6:H:58:ILE:HD13	1.93	0.49
5:G:183:VAL:HG21	5:G:199:ALA:HB2	1.94	0.49
6:H:250:LYS:HB2	6:H:253:ALA:HB2	1.95	0.49
7:Q:123:LEU:HD11	7:Q:436:TYR:HB2	1.95	0.49
4:e:109:VAL:HG13	4:e:516:GLN:HG2	1.95	0.49
8:z:338:ASP:N	8:z:338:ASP:OD1	2.45	0.49
5:G:36:ILE:HG22	5:G:37:ILE:HG23	1.94	0.49
5:g:255:ASP:N	5:g:255:ASP:OD2	2.45	0.49
4:E:201:ARG:HA	4:E:201:ARG:NE	2.28	0.48
5:G:157:ASN:O	5:G:161:THR:HG23	2.12	0.48
8:Z:152:ALA:HB3	8:Z:169:THR:HG23	1.95	0.48
2:b:4:LEU:HB2	2:b:18:GLU:OE1	2.13	0.48
3:d:46:ASP:HA	3:d:49:ARG:HD3	1.95	0.48
5:g:258:ILE:HG23	5:g:263:ASP:HB2	1.94	0.48
7:q:55:MET:HG2	7:q:65:VAL:HG22	1.94	0.48
1:A:235:ALA:HB3	1:A:286:ILE:HD12	1.95	0.48
8:Z:164:LEU:HD13	8:Z:201:GLU:HG3	1.95	0.48
5:g:52:ASP:O	8:z:523:ARG:NH1	2.41	0.48
5:g:447:ILE:HB	5:g:448:PRO:HD3	1.95	0.48
8:z:178:ALA:O	8:z:370:ARG:NH1	2.45	0.48
10:N:237:GLY:N	10:N:260:ASP:OD2	2.44	0.48

*Continued on next page...*

*Continued from previous page...*

Atom-1	Atom-2	Interatomic distance (Å)	Clash overlap (Å)
2:B:45:PRO:HG3	11:B:601:ADP:C5	2.47	0.48
4:e:25:LYS:HG2	4:e:536:PRO:HA	1.94	0.48
7:q:238:LYS:O	7:q:344:MET:HE2	2.13	0.48
3:D:503:ILE:HG13	3:D:508:VAL:HB	1.94	0.48
4:E:17:LEU:C	4:E:18:ILE:HD13	2.39	0.48
4:E:158:ASP:OD2	4:E:160:LYS:HD3	2.13	0.48
5:G:225:THR:HG22	5:G:313:ARG:HB2	1.94	0.48
1:a:209:MET:HE2	1:a:211:ILE:HD11	1.94	0.48
3:d:73:ASP:OD1	13:d:603:AF3:F2	2.22	0.48
4:e:170:LYS:O	4:e:182:HIS:NE2	2.42	0.48
5:g:206:GLY:HA3	8:z:87:ILE:HG13	1.95	0.48
6:h:194:MET:O	6:h:369:THR:OG1	2.20	0.48
7:q:33:ILE:HD12	7:q:112:LEU:O	2.13	0.48
7:q:165:ARG:HG3	7:q:176:GLU:HG3	1.94	0.48
6:H:429:GLY:HA2	6:H:432:GLN:HB3	1.95	0.48
3:d:227:LEU:HB3	3:d:339:THR:HG21	1.94	0.48
11:q:601:ADP:O2B	13:q:603:AF3:F2	2.22	0.48
8:z:130:ALA:HB1	8:z:418:MET:SD	2.54	0.48
1:A:411:GLY:O	1:A:498:ASN:ND2	2.39	0.48
2:b:9:VAL:HG13	4:e:39:MET:SD	2.54	0.48
3:d:115:SER:OG	3:d:460:VAL:HG11	2.14	0.48
3:d:497:LYS:HE2	3:d:501:SER:HB3	1.95	0.48
4:e:21:ASP:OD1	4:e:24:ARG:HD3	2.13	0.48
8:Z:449:LYS:HB3	8:Z:459:LEU:HD23	1.96	0.48
5:g:251:GLU:OE1	5:g:251:GLU:N	2.39	0.48
7:q:70:ALA:HB2	7:q:101:THR:HG21	1.96	0.48
7:Q:92:MET:HE1	8:Z:198:HIS:HA	1.96	0.48
8:Z:33:VAL:HG11	8:Z:67:MET:SD	2.54	0.48
8:Z:227:ASP:OD1	8:Z:346:HIS:NE2	2.47	0.48
8:Z:338:ASP:OD1	8:Z:338:ASP:N	2.44	0.48
2:b:187:VAL:HG21	2:b:397:LEU:HB2	1.94	0.48
3:d:228:VAL:HG12	3:d:375:LYS:HG2	1.96	0.48
4:e:426:GLU:OE2	4:e:513:LYS:NZ	2.37	0.48
5:g:490:MET:HE1	5:g:493:LEU:HD23	1.96	0.48
7:q:123:LEU:HD11	7:q:436:TYR:HB2	1.95	0.48
1:A:42:ASP:OD1	1:A:56:ASN:HB2	2.14	0.48
4:E:28:LEU:HD23	4:E:28:LEU:HA	1.72	0.48
5:G:241:LEU:HD11	5:G:282:ILE:HD11	1.94	0.48
5:G:332:VAL:HG21	5:G:338:LEU:HD13	1.96	0.48
8:z:40:PRO:HD3	8:z:158:THR:HG22	1.96	0.48
1:A:354:GLU:HG3	1:A:363:LEU:HD12	1.95	0.48

*Continued on next page...*

*Continued from previous page...*

Atom-1	Atom-2	Interatomic distance (Å)	Clash overlap (Å)
6:H:136:ILE:HD11	6:H:416:LEU:HD11	1.95	0.48
3:d:395:LYS:O	3:d:399:GLU:HG2	2.14	0.48
4:e:129:HIS:HB3	4:e:132:ARG:HG2	1.94	0.48
4:e:248:ILE:HD12	4:e:299:LEU:HD22	1.96	0.48
1:A:268:SER:HB2	1:A:295:MET:HE1	1.95	0.47
3:D:413:ARG:HD2	3:D:417:LYS:HE2	1.96	0.47
5:G:165:ILE:HD12	5:G:387:VAL:HG13	1.96	0.47
8:Z:26:ALA:HB2	8:Z:71:HIS:CE1	2.49	0.47
8:Z:154:THR:O	8:Z:158:THR:HG23	2.14	0.47
1:a:22:VAL:HG22	1:a:101:LEU:HG	1.96	0.47
1:a:22:VAL:HG21	1:a:105:ASP:HB2	1.96	0.47
4:e:515:GLN:HE22	6:h:203:GLY:CA	2.26	0.47
6:h:396:VAL:O	6:h:400:ILE:HG12	2.14	0.47
7:q:118:LEU:HA	7:q:121:ILE:HG12	1.96	0.47
1:A:31:ILE:O	1:A:43:LYS:HE3	2.14	0.47
8:z:462:THR:O	8:z:466:ILE:HG12	2.15	0.47
4:E:523:MET:SD	4:E:526:MET:HE2	2.54	0.47
5:G:225:THR:OG1	5:G:229:MET:HE1	2.14	0.47
7:Q:136:CYS:HB2	7:Q:512:THR:HG21	1.96	0.47
1:a:22:VAL:HG21	1:a:105:ASP:CB	2.44	0.47
2:b:332:ALA:HA	4:e:312:HIS:CD2	2.50	0.47
5:g:9:VAL:HG23	5:g:10:LEU:H	1.79	0.47
7:q:207:ILE:N	7:q:385:MET:HE1	2.29	0.47
1:A:353:GLN:NE2	1:A:360:GLU:HB3	2.26	0.47
4:E:255:PHE:HB2	4:E:306:PHE:CB	2.44	0.47
8:Z:47:LEU:HD13	8:Z:66:GLU:HB2	1.96	0.47
8:Z:196:MET:HE2	8:Z:377:LYS:HE2	1.97	0.47
2:b:47:GLY:O	3:d:531:LYS:NZ	2.46	0.47
2:b:245:ASP:HB2	2:b:297:TYR:CZ	2.49	0.47
3:d:60:MET:HG3	3:d:70:ILE:HG13	1.97	0.47
2:B:113:ALA:HB2	2:B:130:TRP:CH2	2.49	0.47
8:Z:16:ALA:N	8:Z:519:ASP:O	2.28	0.47
4:e:255:PHE:HB2	4:e:306:PHE:HB2	1.96	0.47
5:g:226:HIS:O	5:g:229:MET:HB2	2.14	0.47
8:z:221:MET:SD	8:z:311:VAL:HA	2.55	0.47
10:N:280:HIS:HA	10:N:306:ARG:HE	1.78	0.47
2:b:124:GLN:HE22	4:e:57:LEU:HD21	1.79	0.47
2:b:415:MET:HE1	2:b:444:ARG:HG3	1.96	0.47
4:e:518:SER:O	4:e:522:GLN:HG2	2.14	0.47
6:h:103:GLU:HG2	6:h:444:ILE:HB	1.96	0.47
1:A:78:LEU:HD11	1:A:516:PHE:HB3	1.96	0.47

*Continued on next page...*

*Continued from previous page...*

Atom-1	Atom-2	Interatomic distance (Å)	Clash overlap (Å)
2:B:271:GLU:HG2	4:E:274:TYR:CZ	2.50	0.47
8:Z:23:ASN:OD1	8:Z:73:THR:OG1	2.33	0.47
8:Z:28:ARG:HD3	8:Z:104:LYS:HB2	1.97	0.47
8:Z:40:PRO:HA	8:Z:158:THR:HA	1.97	0.47
3:d:429:GLU:OE1	3:d:429:GLU:N	2.43	0.47
6:h:429:GLY:HA2	6:h:432:GLN:HB3	1.95	0.47
7:q:408:LEU:HD23	7:q:500:THR:HA	1.96	0.47
10:N:252:ASN:HD22	10:N:269:ARG:HG3	1.79	0.47
5:G:167:ARG:HG2	5:G:167:ARG:HH11	1.80	0.47
8:Z:200:SER:OG	8:Z:203:ASP:OD2	2.30	0.47
2:b:50:LYS:HD3	3:d:534:ASP:HB3	1.95	0.47
2:b:271:GLU:HG2	4:e:274:TYR:CZ	2.50	0.47
11:d:601:ADP:O2B	13:d:603:AF3:F3	2.22	0.47
5:g:276:GLN:HB2	5:g:303:TYR:HE1	1.79	0.47
5:g:280:GLU:OE2	5:g:284:GLN:NE2	2.37	0.47
10:N:296:PHE:CE1	10:N:308:TYR:HB2	2.50	0.47
1:a:281:THR:HG23	1:a:345:LEU:HD11	1.97	0.47
1:A:299:TYR:OH	5:G:337:GLU:OE2	2.27	0.47
2:B:259:ASP:OD1	2:B:259:ASP:N	2.48	0.47
3:D:164:LEU:HD23	3:D:188:VAL:HG21	1.97	0.47
4:E:129:HIS:HB3	4:E:132:ARG:HG2	1.96	0.47
2:b:251:ILE:HG13	4:e:277:LEU:HD11	1.97	0.47
10:N:235:GLY:HA3	10:N:266:TRP:HH2	1.79	0.47
4:E:32:GLU:OE1	4:E:33:ALA:N	2.49	0.46
5:G:57:ILE:HD11	7:q:2:ALA:HB1	1.97	0.46
4:e:157:VAL:HG12	4:e:157:VAL:O	2.15	0.46
10:N:288:ARG:HD2	10:N:289:TYR:N	2.30	0.46
2:B:58:ASP:OD1	2:B:58:ASP:N	2.46	0.46
1:a:37:GLY:H	11:a:601:ADP:H5'1	1.81	0.46
6:h:200:VAL:HG11	6:h:353:ILE:HG22	1.97	0.46
7:q:38:GLU:O	7:q:42:THR:HG23	2.15	0.46
4:E:518:SER:O	4:E:522:GLN:HG3	2.15	0.46
5:G:56:GLY:O	5:G:57:ILE:HD13	2.16	0.46
2:b:4:LEU:HD23	4:e:43:ALA:HB1	1.95	0.46
8:z:101:GLU:HG3	8:z:446:ILE:HB	1.97	0.46
8:z:195:GLU:OE2	8:z:381:LYS:NZ	2.48	0.46
8:z:455:SER:OG	8:z:481:LEU:O	2.30	0.46
2:b:510:ALA:HA	2:b:513:VAL:HG12	1.96	0.46
4:e:534:ARG:HD3	6:h:69:LEU:HD21	1.96	0.46
2:B:333:SER:HB2	4:E:312:HIS:HB2	1.98	0.46
3:D:159:ASP:OD2	3:D:162:THR:OG1	2.29	0.46

*Continued on next page...*



*Continued from previous page...*

Atom-1	Atom-2	Interatomic distance (Å)	Clash overlap (Å)
11:H:601:ADP:O2B	13:H:603:AF3:F1	2.23	0.46
7:Q:148:CYS:HB2	7:Q:493:LEU:HD22	1.97	0.46
8:Z:238:GLU:OE1	8:Z:238:GLU:N	2.41	0.46
2:b:414:GLU:HA	2:b:417:MET:HE3	1.98	0.46
4:e:42:LYS:HD2	4:e:118:GLU:HG3	1.98	0.46
5:g:276:GLN:HB2	5:g:303:TYR:CE1	2.50	0.46
2:B:6:LEU:HD23	3:d:32:GLN:HB3	1.97	0.46
2:B:100:THR:HB	11:B:601:ADP:O3B	2.16	0.46
6:H:104:PHE:O	6:H:108:VAL:HG22	2.16	0.46
2:b:293:ARG:HA	2:b:315:ALA:O	2.16	0.46
5:g:64:ASN:HB2	5:g:95:THR:HG21	1.97	0.46
5:g:70:ILE:HD11	8:z:522:MET:CE	2.44	0.46
8:z:418:MET:SD	8:z:444:LEU:HD21	2.56	0.46
1:A:57:ASP:OD1	13:A:603:AF3:F2	2.23	0.46
3:D:345:VAL:HG22	3:D:355:MET:HE2	1.96	0.46
1:a:203:ARG:NE	1:a:207:GLU:OE1	2.48	0.46
6:h:152:ARG:NH2	6:h:181:ASP:OD1	2.30	0.46
6:h:186:LEU:HD11	6:h:195:ILE:HD11	1.97	0.46
6:h:499:ARG:NH2	11:h:601:ADP:O3'	2.48	0.46
7:q:141:GLU:OE1	7:q:142:ILE:HG13	2.16	0.46
2:B:333:SER:H	4:E:312:HIS:CG	2.34	0.46
3:D:269:TYR:O	3:D:272:MET:HG3	2.16	0.46
5:G:256:ILE:HD11	8:Z:244:VAL:HB	1.98	0.46
2:b:116:LEU:HD22	2:b:121:ILE:HD12	1.98	0.46
8:z:229:TYR:HE2	8:z:287:LYS:HD3	1.81	0.46
10:N:280:HIS:NE2	10:N:298:SER:OG	2.45	0.46
8:Z:227:ASP:O	8:Z:288:GLY:N	2.31	0.46
5:g:56:GLY:O	5:g:57:ILE:HD13	2.16	0.46
2:B:73:ASN:O	3:D:538:THR:OG1	2.27	0.46
2:B:290:PHE:CE2	2:B:292:ASN:HB2	2.51	0.46
3:D:240:ARG:NH1	3:D:242:GLU:OE2	2.36	0.46
8:Z:159:LYS:HG2	8:Z:390:ALA:HA	1.97	0.46
1:a:205:GLN:OE1	5:g:127:ARG:NH2	2.48	0.46
1:a:266:ARG:HA	1:a:269:ASP:HB2	1.97	0.46
3:d:303:SER:HB3	3:d:308:ALA:HB2	1.98	0.46
4:E:102:ILE:HG22	4:E:104:ASP:H	1.81	0.45
5:G:242:ASP:HA	5:G:293:GLU:OE2	2.16	0.45
5:G:391:LEU:HD23	5:G:391:LEU:HA	1.84	0.45
7:Q:118:LEU:HD22	7:Q:123:LEU:HD12	1.98	0.45
7:Q:166:THR:HG23	7:Q:497:ILE:HG23	1.99	0.45
8:Z:12:GLU:HB3	7:q:5:VAL:HB	1.97	0.45

*Continued on next page...*



*Continued from previous page...*

Atom-1	Atom-2	Interatomic distance (Å)	Clash overlap (Å)
2:b:204:LYS:NZ	2:b:357:ASP:OD2	2.36	0.45
5:g:70:ILE:HD13	8:z:524:ALA:HB3	1.98	0.45
5:g:130:LEU:HB2	5:g:510:VAL:HG11	1.98	0.45
5:g:415:GLU:OE1	5:g:502:LYS:NZ	2.27	0.45
6:h:335:ASN:ND2	7:q:273:GLU:OE2	2.49	0.45
7:q:400:LYS:O	7:q:403:THR:OG1	2.27	0.45
2:b:242:THR:HG21	2:b:335:PHE:CE2	2.51	0.45
9:P:19:SER:O	9:P:21:GLU:HG2	2.16	0.45
1:A:35:SER:HB3	1:A:56:ASN:OD1	2.17	0.45
1:A:281:THR:HG21	1:A:340:PHE:CE1	2.52	0.45
2:B:26:LEU:O	2:B:30:ILE:HG12	2.16	0.45
3:D:338:LYS:HD2	3:D:385:THR:OG1	2.17	0.45
5:G:504:GLN:NE2	5:G:508:THR:OG1	2.47	0.45
8:Z:181:LYS:HD2	8:Z:181:LYS:HA	1.78	0.45
3:d:30:PRO:C	3:d:34:ARG:HE	2.23	0.45
6:h:499:ARG:HA	6:h:499:ARG:HD3	1.75	0.45
1:A:44:MET:HE2	5:G:522:ILE:HG12	1.98	0.45
2:B:261:THR:HG23	3:D:275:VAL:HG13	1.99	0.45
6:H:193:LYS:HG3	6:H:194:MET:HE2	1.98	0.45
7:Q:70:ALA:HB2	7:Q:101:THR:HG21	1.98	0.45
1:a:31:ILE:O	1:a:43:LYS:HE3	2.15	0.45
2:b:215:ASP:OD2	2:b:361:HIS:NE2	2.48	0.45
2:B:65:ASN:ND2	2:B:169:SER:O	2.49	0.45
5:G:490:MET:CE	5:G:495:ILE:HB	2.43	0.45
11:G:601:ADP:O1B	13:G:603:AF3:F2	2.23	0.45
11:e:601:ADP:O3B	13:e:603:AF3:F3	2.24	0.45
4:E:75:ALA:HA	4:E:95:SER:OG	2.17	0.45
6:H:53:ARG:H	6:H:53:ARG:HG2	1.51	0.45
3:d:232:LYS:HE3	3:d:232:LYS:HB2	1.74	0.45
4:e:289:ILE:HG13	4:e:313:LEU:HB3	1.99	0.45
10:N:252:ASN:CB	10:N:269:ARG:HE	2.29	0.45
1:A:130:ARG:NH1	1:A:134:GLU:OE1	2.49	0.45
1:A:318:ARG:HE	9:P:24:ASP:HB2	1.82	0.45
5:G:28:ASN:HB3	6:h:2:MET:HG2	1.99	0.45
5:G:130:LEU:HD13	5:G:510:VAL:HG21	1.97	0.45
5:G:246:GLU:HB3	5:G:297:SER:HB3	1.98	0.45
8:Z:238:GLU:HB2	8:Z:298:ASP:HB3	1.98	0.45
4:e:387:ILE:HD11	4:e:402:LEU:HD12	1.98	0.45
7:q:32:ASN:HD21	7:q:524:ILE:HD11	1.82	0.45
1:A:246:MET:HB3	1:A:250:VAL:HB	1.99	0.45
4:E:391:ASN:O	4:E:394:ILE:HG22	2.16	0.45

*Continued on next page...*

*Continued from previous page...*

Atom-1	Atom-2	Interatomic distance (Å)	Clash overlap (Å)
2:b:475:THR:OG1	2:b:487:ASP:OD1	2.34	0.45
4:e:78:LEU:HB3	4:e:92:VAL:HG22	1.99	0.45
4:e:104:ASP:OD1	4:e:105:GLY:N	2.48	0.45
6:h:303:PHE:CD1	6:h:308:MET:HE2	2.52	0.45
7:q:117:GLU:O	7:q:121:ILE:HG23	2.17	0.45
8:z:201:GLU:HG3	8:z:383:THR:HG21	1.97	0.45
2:B:332:ALA:HA	4:E:312:HIS:CD2	2.52	0.45
3:D:430:ILE:HG12	3:D:462:PRO:HG2	1.98	0.45
6:H:75:ALA:HB2	7:Q:55:MET:HE1	1.97	0.45
2:b:42:THR:HB	2:b:65:ASN:OD1	2.16	0.45
2:b:45:PRO:HG3	11:b:601:ADP:C5	2.52	0.45
8:z:201:GLU:H	8:z:201:GLU:CD	2.22	0.45
6:H:147:ASP:HB3	6:H:150:GLU:HB2	1.99	0.45
5:g:209:ILE:HA	5:g:377:ARG:O	2.17	0.45
8:z:277:LEU:O	8:z:281:VAL:HG22	2.17	0.45
1:A:23:MET:HE2	1:A:23:MET:HB3	1.70	0.44
1:A:56:ASN:ND2	1:A:158:SER:O	2.50	0.44
5:G:462:LEU:HD23	5:G:462:LEU:HA	1.82	0.44
8:Z:189:PHE:C	8:Z:190:MET:HE2	2.42	0.44
8:Z:194:MET:HE2	8:Z:194:MET:HB2	1.90	0.44
1:a:44:MET:HG2	5:g:522:ILE:HG12	1.98	0.44
5:g:163:LYS:NZ	13:g:603:AF3:F1	2.37	0.44
8:z:23:ASN:OD1	8:z:73:THR:OG1	2.35	0.44
1:A:416:GLU:OE2	1:A:416:GLU:N	2.38	0.44
4:E:233:ASP:N	4:E:233:ASP:OD1	2.50	0.44
2:b:414:GLU:HG2	2:b:446:LEU:HD23	1.99	0.44
1:A:227:LYS:HD3	1:A:353:GLN:HG2	2.00	0.44
4:E:21:ASP:OD1	4:E:21:ASP:O	2.35	0.44
4:E:192:ALA:O	4:E:196:VAL:HG22	2.17	0.44
4:E:442:THR:CA	4:E:445:GLN:HE21	2.22	0.44
8:Z:44:MET:HE3	8:Z:44:MET:HB2	1.87	0.44
8:Z:221:MET:CE	8:Z:312:ALA:H	2.28	0.44
1:a:397:CYS:O	1:a:401:ARG:HG2	2.17	0.44
1:a:410:PRO:HG3	1:a:485:TRP:HE3	1.82	0.44
2:b:298:ASN:HA	2:b:301:GLU:HG2	1.99	0.44
7:q:164:LEU:O	7:q:168:ILE:HG12	2.17	0.44
1:A:39:VAL:HG21	1:A:456:ALA:HB2	1.98	0.44
4:E:27:ARG:NH1	4:E:29:MET:HE2	2.32	0.44
7:Q:203:ARG:HB2	7:Q:374:THR:HG23	2.00	0.44
2:b:447:PRO:HA	2:b:450:ILE:HB	1.98	0.44
4:e:332:LEU:HD23	4:e:332:LEU:HA	1.86	0.44

*Continued on next page...*

*Continued from previous page...*

Atom-1	Atom-2	Interatomic distance (Å)	Clash overlap (Å)
5:g:182:MET:HE1	5:g:216:ARG:HD2	1.99	0.44
10:N:254:PHE:HD1	10:N:268:MET:HE2	1.83	0.44
7:Q:369:ASP:CG	7:Q:370:GLY:H	2.25	0.44
8:Z:97:LEU:HD13	8:Z:450:VAL:HG21	1.99	0.44
2:b:477:GLY:CA	2:b:488:MET:HE2	2.46	0.44
4:e:441:PRO:O	4:e:445:GLN:HG3	2.17	0.44
5:g:278:LEU:HD22	5:g:335:PRO:HG2	1.99	0.44
6:h:92:ASP:HB3	6:h:395:ILE:HD11	1.99	0.44
8:z:140:SER:HA	8:z:406:CYS:HA	1.98	0.44
1:A:74:VAL:HG11	1:A:524:ILE:HD11	2.00	0.44
5:G:270:MET:HE2	5:G:270:MET:HB3	1.72	0.44
7:Q:333:LEU:HD11	7:Q:339:PRO:HB3	1.99	0.44
4:e:508:GLU:OE2	4:e:513:LYS:HD3	2.18	0.44
4:e:538:GLU:OE1	4:e:538:GLU:N	2.45	0.44
5:g:51:LEU:HD22	5:g:57:ILE:HD12	1.99	0.44
5:g:354:LYS:HE3	8:z:187:ASP:OD1	2.18	0.44
10:N:249:GLU:C	10:N:251:GLY:N	2.75	0.44
1:A:205:GLN:N	5:G:511:GLU:OE2	2.50	0.44
4:E:27:ARG:HD3	4:E:29:MET:HE3	1.99	0.44
4:E:87:ILE:O	4:E:91:MET:HG2	2.18	0.44
8:Z:250:TYR:CD1	8:Z:256:ARG:HB2	2.53	0.44
3:d:428:PRO:HG2	3:d:429:GLU:OE1	2.18	0.44
8:z:196:MET:HE2	8:z:198:HIS:NE2	2.33	0.44
2:B:291:ILE:HG13	2:B:312:ILE:HB	1.99	0.44
4:E:284:LYS:HA	4:E:284:LYS:HD2	1.77	0.44
4:E:532:ASP:HB3	6:H:47:LYS:HD2	2.00	0.44
7:Q:168:ILE:HD13	7:Q:183:ILE:HD12	1.99	0.44
7:Q:225:LYS:HE2	7:Q:225:LYS:HB3	1.78	0.44
1:a:411:GLY:O	1:a:498:ASN:ND2	2.38	0.44
4:e:498:THR:O	4:e:504:GLN:NE2	2.50	0.44
5:g:32:THR:HG23	8:z:3:ALA:HB1	2.00	0.44
5:g:132:ASP:OD2	5:g:437:TYR:OH	2.21	0.44
5:g:290:VAL:O	5:g:311:ALA:HA	2.18	0.44
6:h:1:MET:HE2	6:h:1:MET:HA	2.00	0.44
7:q:114:LEU:HD12	7:q:444:ALA:HB2	1.99	0.44
8:z:199:LYS:HD3	8:z:199:LYS:HA	1.79	0.44
8:z:289:PHE:HB3	8:z:310:ILE:HG12	1.99	0.44
1:A:349:GLU:HB2	1:A:366:ASN:HB2	1.98	0.44
5:G:219:MET:HE1	5:G:375:LEU:HD13	1.99	0.44
2:b:131:ARG:NH2	4:e:179:ASN:OD1	2.49	0.44
2:b:295:LEU:HD23	2:b:314:HIS:HB2	2.00	0.44

*Continued on next page...*

*Continued from previous page...*

Atom-1	Atom-2	Interatomic distance (Å)	Clash overlap (Å)
2:b:518:ASP:HB3	4:e:57:LEU:HD13	2.00	0.44
4:e:157:VAL:HA	4:e:165:LEU:HD11	1.99	0.44
4:e:377:CYS:HB2	4:e:380:SER:HB2	1.99	0.44
6:h:30:GLN:NE2	6:h:106:LYS:HB2	2.32	0.44
2:B:293:ARG:HA	2:B:315:ALA:O	2.18	0.43
3:D:123:LEU:HD21	3:D:453:ALA:HB2	1.99	0.43
7:Q:138:LYS:HD2	7:Q:138:LYS:HA	1.84	0.43
8:Z:449:LYS:HG3	8:Z:463:LEU:HD12	2.00	0.43
8:z:159:LYS:HA	8:z:159:LYS:HD3	1.59	0.43
3:D:337:CYS:SG	3:D:344:PRO:HD3	2.57	0.43
6:H:163:LEU:HD22	6:H:168:ILE:HD11	2.00	0.43
8:Z:59:ASP:OD1	8:Z:159:LYS:HD2	2.18	0.43
3:d:94:LEU:HD11	3:d:521:LEU:HB3	2.00	0.43
4:e:515:GLN:HE22	6:h:203:GLY:N	2.16	0.43
6:h:126:ARG:NH1	7:q:174:GLY:HA3	2.32	0.43
2:B:21:ALA:HB1	2:B:25:ARG:NH2	2.33	0.43
2:B:42:THR:HB	2:B:65:ASN:OD1	2.18	0.43
6:H:188:ASP:OD1	6:H:189:LEU:HD12	2.19	0.43
1:A:23:MET:CE	4:e:8:ALA:HB1	2.47	0.43
1:A:359:ASP:OD1	1:A:360:GLU:N	2.52	0.43
2:B:222:LYS:HA	2:B:222:LYS:HD3	1.85	0.43
4:E:442:THR:O	4:E:445:GLN:HG3	2.18	0.43
5:G:158:SER:HB3	5:G:495:ILE:HG23	1.99	0.43
7:Q:526:MET:HG2	8:Z:48:VAL:HB	1.99	0.43
7:q:221:MET:HE2	7:q:223:PHE:CZ	2.53	0.43
7:q:247:ASP:OD1	7:q:248:GLY:N	2.51	0.43
2:B:517:VAL:HG21	4:E:60:MET:SD	2.59	0.43
4:E:175:SER:OG	11:E:601:ADP:O1A	2.26	0.43
5:G:415:GLU:OE2	5:G:506:TYR:OH	2.34	0.43
5:G:502:LYS:HA	5:G:502:LYS:HD2	1.69	0.43
7:Q:364:LYS:NZ	7:Q:366:GLU:OE2	2.51	0.43
1:a:107:LEU:HG	1:a:440:GLU:HG3	2.00	0.43
1:a:111:LYS:HA	1:a:111:LYS:HE2	2.00	0.43
2:b:257:ARG:HD3	3:d:263:GLN:HE21	1.84	0.43
10:N:255:VAL:HG12	10:N:289:TYR:CE1	2.53	0.43
3:D:104:ASP:OD1	13:D:603:AF3:F2	2.26	0.43
5:G:246:GLU:HG3	5:G:248:LYS:HE2	2.00	0.43
4:e:132:ARG:NH2	4:e:443:LEU:HD22	2.34	0.43
5:g:278:LEU:HD23	5:g:278:LEU:HA	1.89	0.43
3:D:246:ILE:HG13	3:D:297:VAL:HB	2.01	0.43
6:H:42:PRO:HG2	6:H:479:ILE:HG13	1.99	0.43

*Continued on next page...*

*Continued from previous page...*

Atom-1	Atom-2	Interatomic distance (Å)	Clash overlap (Å)
8:Z:444:LEU:HD12	8:Z:444:LEU:HA	1.90	0.43
1:a:37:GLY:N	11:a:601:ADP:H5'1	2.33	0.43
3:d:248:LEU:HD21	3:d:333:ILE:HD12	2.01	0.43
5:g:46:MET:HE3	8:z:519:ASP:HB3	2.00	0.43
1:A:44:MET:HG2	1:A:54:ILE:HG12	1.99	0.43
6:H:220:PHE:CZ	10:N:316:VAL:HG22	2.53	0.43
1:a:44:MET:SD	5:g:519:ILE:HD13	2.59	0.43
2:b:509:GLU:OE1	4:e:394:ILE:HG21	2.19	0.43
4:e:24:ARG:HG2	4:e:24:ARG:HH11	1.83	0.43
4:e:162:THR:O	4:e:166:ILE:HG12	2.18	0.43
5:G:82:GLU:OE1	5:G:82:GLU:HA	2.18	0.43
5:G:415:GLU:OE2	5:G:502:LYS:NZ	2.35	0.43
6:H:17:GLN:HB3	6:H:518:GLU:OE1	2.18	0.43
1:a:314:ARG:NH2	9:P:289:ALA:HB3	2.34	0.43
6:h:79:LEU:HA	6:h:82:ILE:HG12	1.99	0.43
6:h:104:PHE:O	6:h:108:VAL:HG22	2.18	0.43
1:A:145:ARG:HE	1:A:149:ILE:HD11	1.83	0.43
5:G:329:ALA:HB2	5:G:344:GLY:HA3	2.00	0.43
4:e:271:VAL:O	4:e:275:LYS:HG2	2.19	0.43
4:e:515:GLN:HE22	6:h:203:GLY:HA2	1.84	0.43
5:g:217:GLY:HA3	5:g:363:ILE:O	2.19	0.43
5:g:466:LEU:HA	5:g:487:LEU:HD21	2.01	0.43
2:B:415:MET:HE2	2:B:465:LEU:HB3	2.01	0.42
7:Q:296:LYS:HE3	7:Q:296:LYS:HB2	1.83	0.42
1:A:156:MET:HE1	1:A:169:ALA:HA	2.01	0.42
1:A:163:ILE:HB	5:G:127:ARG:HH11	1.84	0.42
1:A:264:ARG:NH2	5:G:248:LYS:O	2.41	0.42
3:D:502:ASN:HB3	3:D:505:GLU:CD	2.44	0.42
11:D:601:ADP:O1B	13:D:603:AF3:F1	2.27	0.42
8:Z:64:LEU:HD11	8:Z:96:VAL:HG21	2.01	0.42
1:a:35:SER:HB3	1:a:56:ASN:OD1	2.19	0.42
3:d:88:ALA:O	3:d:92:VAL:HG23	2.19	0.42
3:d:128:ILE:HG23	3:d:446:MET:HE3	2.01	0.42
3:d:191:VAL:HG21	3:d:412:ILE:HB	2.01	0.42
4:e:7:LEU:HD12	4:e:7:LEU:HA	1.85	0.42
7:q:26:GLU:HA	7:q:30:TYR:CD2	2.54	0.42
1:A:528:ASP:OD2	1:A:528:ASP:C	2.62	0.42
11:B:601:ADP:O2B	13:B:603:AF3:F3	2.27	0.42
6:H:273:ILE:HD11	7:Q:266:MET:HA	2.01	0.42
6:H:413:GLU:OE1	6:H:445:ILE:HD13	2.20	0.42
7:Q:69:ALA:HB3	7:Q:101:THR:OG1	2.19	0.42

*Continued on next page...*

*Continued from previous page...*

Atom-1	Atom-2	Interatomic distance (Å)	Clash overlap (Å)
7:Q:411:GLY:O	7:Q:492:MET:HG3	2.19	0.42
8:Z:239:TYR:HE1	8:Z:263:GLU:HG2	1.84	0.42
5:g:226:HIS:CE1	8:z:332:ALA:HB3	2.54	0.42
5:g:435:TRP:HB2	5:g:436:PRO:HD3	2.01	0.42
7:q:235:LYS:HA	7:q:235:LYS:HD3	1.76	0.42
8:z:118:ILE:HG21	8:z:432:ARG:HB2	2.01	0.42
5:G:266:ARG:O	5:G:270:MET:HG3	2.19	0.42
6:H:126:ARG:NH1	7:Q:174:GLY:HA3	2.35	0.42
2:b:495:GLU:OE2	2:b:496:SER:N	2.49	0.42
5:g:142:ILE:HG13	5:g:407:LEU:HB3	2.01	0.42
5:g:266:ARG:O	5:g:270:MET:HG3	2.19	0.42
7:q:11:PHE:HE2	7:q:21:HIS:CG	2.37	0.42
7:q:114:LEU:HD11	7:q:443:GLU:OE1	2.20	0.42
8:z:420:GLU:OE1	8:z:470:HIS:NE2	2.53	0.42
1:A:207:GLU:OE2	5:G:507:LYS:NZ	2.31	0.42
2:B:456:TYR:CE1	2:B:483:GLY:HA3	2.55	0.42
1:a:132:ILE:HD11	1:a:419:LEU:HD11	2.01	0.42
5:g:9:VAL:HG23	5:g:10:LEU:N	2.34	0.42
6:h:232:TYR:HD1	6:h:348:PHE:HD2	1.68	0.42
6:h:427:ILE:HD11	6:h:432:GLN:HA	2.01	0.42
7:q:85:MET:HE1	7:q:517:THR:HG22	2.01	0.42
10:N:222:TRP:CZ2	10:N:229:LEU:HD12	2.55	0.42
5:G:477:THR:HG21	5:G:491:LYS:HE3	2.02	0.42
7:Q:139:ALA:HB2	7:Q:423:ILE:HD11	2.01	0.42
7:Q:340:VAL:HG22	7:Q:343:GLU:CD	2.45	0.42
8:Z:53:ASP:OD1	8:Z:53:ASP:C	2.62	0.42
8:Z:236:SER:O	8:Z:270:ARG:NH2	2.52	0.42
1:a:41:LEU:HB2	5:g:520:ASP:OD2	2.19	0.42
1:a:248:LEU:HD23	1:a:249:GLY:H	1.85	0.42
4:e:196:VAL:HG21	4:e:209:ILE:HG13	2.01	0.42
10:N:219:CYS:SG	10:N:233:PHE:HB2	2.59	0.42
1:A:31:ILE:HG21	1:A:65:LEU:HD11	2.02	0.42
2:B:41:SER:HA	2:B:453:ASN:OD1	2.19	0.42
2:B:251:ILE:O	2:B:254:SER:OG	2.28	0.42
2:B:390:LEU:HD12	2:B:390:LEU:HA	1.88	0.42
4:E:533:ILE:HD13	6:H:48:LEU:HB3	2.01	0.42
6:H:116:LEU:HD21	6:H:434:LEU:HD21	2.00	0.42
3:d:54:PRO:HD3	11:d:601:ADP:C4	2.55	0.42
6:h:10:LYS:HE3	6:h:523:PRO:HG2	2.01	0.42
6:H:413:GLU:OE1	6:H:445:ILE:HB	2.20	0.42
7:Q:3:LEU:HD23	7:Q:3:LEU:HA	1.87	0.42

*Continued on next page...*

*Continued from previous page...*

Atom-1	Atom-2	Interatomic distance (Å)	Clash overlap (Å)
1:a:86:VAL:HG12	1:a:88:ASP:H	1.85	0.42
1:a:179:ILE:HD13	1:a:195:VAL:HG23	2.02	0.42
2:b:204:LYS:HA	2:b:204:LYS:HD2	1.92	0.42
2:b:333:SER:H	4:e:312:HIS:CG	2.38	0.42
4:e:96:LYS:HE2	4:e:96:LYS:HB3	1.78	0.42
4:e:367:THR:O	4:e:368:LYS:HG2	2.19	0.42
5:g:229:MET:HE1	5:g:311:ALA:H	1.85	0.42
1:A:66:GLU:HG2	5:G:526:HIS:HB2	2.02	0.42
2:B:83:VAL:HA	4:E:393:MET:CE	2.49	0.42
2:B:252:PHE:HE2	10:N:249:GLU:HG3	1.85	0.42
3:D:191:VAL:HG21	3:D:412:ILE:HB	2.02	0.42
4:E:519:LEU:HD23	4:E:519:LEU:HA	1.91	0.42
6:H:201:GLN:HA	6:H:382:MET:HE1	2.02	0.42
8:Z:2:ALA:O	8:Z:6:THR:OG1	2.33	0.42
2:b:251:ILE:O	2:b:254:SER:OG	2.28	0.42
2:b:415:MET:HG3	2:b:465:LEU:HB3	2.01	0.42
6:h:319:LEU:HA	6:h:319:LEU:HD23	1.83	0.42
7:q:73:LEU:HD13	7:q:87:VAL:HG22	2.01	0.42
10:N:290:TYR:CD1	10:N:291:PRO:HD2	2.55	0.42
8:Z:164:LEU:HD21	8:Z:387:ILE:HG12	2.01	0.42
2:b:443:LEU:O	2:b:447:PRO:HD2	2.20	0.42
3:d:381:SER:O	3:d:381:SER:OG	2.28	0.42
4:e:469:ASN:ND2	4:e:472:GLN:OE1	2.52	0.42
5:g:21:LYS:HB2	5:g:21:LYS:HE2	1.74	0.42
5:g:62:ASP:OD2	13:g:603:AF3:F2	2.27	0.42
8:z:33:VAL:HG11	8:z:67:MET:SD	2.60	0.42
3:D:472:ASN:HB3	3:D:475:SER:OG	2.19	0.41
4:E:405:ALA:O	4:E:409:ILE:HG12	2.19	0.41
5:G:258:ILE:HG23	5:G:263:ASP:HB2	2.02	0.41
6:H:79:LEU:HA	6:H:82:ILE:HG12	2.02	0.41
6:H:168:ILE:HG21	6:H:385:THR:HG23	2.02	0.41
6:H:456:ASP:OD2	6:H:459:ASN:ND2	2.53	0.41
1:a:245:LYS:HD3	5:g:251:GLU:HB3	2.02	0.41
5:g:70:ILE:CD1	8:z:524:ALA:HB3	2.49	0.41
5:g:207:GLY:C	8:z:503:GLN:HE22	2.28	0.41
5:g:257:GLU:HG2	8:z:249:PHE:CE2	2.55	0.41
6:h:273:ILE:HD11	7:q:266:MET:HA	2.02	0.41
9:P:88:ILE:HD13	9:P:91:LEU:HD23	2.02	0.41
2:B:3:SER:N	3:d:32:GLN:OE1	2.50	0.41
2:B:39:VAL:CG1	2:B:100:THR:HG23	2.49	0.41
2:B:358:LYS:O	2:B:359:LEU:HD23	2.19	0.41

*Continued on next page...*



*Continued from previous page...*

Atom-1	Atom-2	Interatomic distance (Å)	Clash overlap (Å)
6:H:200:VAL:HG11	6:H:353:ILE:HG22	2.02	0.41
6:H:456:ASP:CG	1:a:433:ARG:HH22	2.27	0.41
7:Q:164:LEU:O	7:Q:168:ILE:HG12	2.20	0.41
1:a:199:LYS:HD3	1:a:389:GLU:HB2	2.01	0.41
1:a:431:GLY:HA3	1:a:434:GLU:CD	2.45	0.41
3:d:458:MET:HE3	3:d:458:MET:HA	2.03	0.41
7:q:26:GLU:H	7:q:26:GLU:CD	2.25	0.41
1:A:66:GLU:HG2	5:G:526:HIS:CB	2.49	0.41
1:A:419:LEU:HD23	1:A:419:LEU:HA	1.91	0.41
4:E:18:ILE:HA	6:H:73:HIS:HB2	2.02	0.41
7:Q:151:ALA:O	7:Q:152:LYS:HG2	2.19	0.41
8:Z:351:TYR:C	8:Z:351:TYR:CD1	2.98	0.41
2:b:201:ILE:HG21	2:b:387:GLU:HG3	2.01	0.41
3:d:29:LYS:O	3:d:33:ILE:HG12	2.20	0.41
3:d:435:ARG:HD3	3:d:435:ARG:HA	1.85	0.41
3:d:503:ILE:HG12	3:d:508:VAL:HB	2.02	0.41
5:g:402:LEU:HD23	5:g:402:LEU:HA	1.92	0.41
7:q:492:MET:HB3	7:q:497:ILE:HB	2.01	0.41
10:N:201:CYS:HA	10:N:211:LEU:O	2.20	0.41
1:A:184:ILE:O	1:A:185:ARG:HG2	2.21	0.41
4:E:145:ILE:HG23	4:E:514:LYS:HD2	2.01	0.41
4:E:344:ARG:HG3	4:E:347:GLU:HG3	2.02	0.41
5:G:144:VAL:HG21	5:G:407:LEU:HG	2.02	0.41
8:Z:429:VAL:HG21	8:Z:437:VAL:HG21	2.01	0.41
8:Z:497:ASN:O	8:Z:501:LYS:HG2	2.19	0.41
3:d:537:ASN:ND2	9:P:56:ASN:O	2.53	0.41
4:e:63:ASP:OD1	4:e:67:ASP:N	2.53	0.41
4:e:199:MET:HE2	4:e:199:MET:HA	2.02	0.41
5:g:311:ALA:O	5:g:312:ILE:HD13	2.20	0.41
7:q:263:GLU:OE1	7:q:263:GLU:N	2.49	0.41
1:A:281:THR:HG23	1:A:345:LEU:HD11	2.02	0.41
1:A:463:LEU:HD23	1:A:463:LEU:HA	1.84	0.41
2:B:380:GLN:O	2:B:384:ASP:OD1	2.38	0.41
4:E:196:VAL:HG12	4:E:381:ARG:O	2.20	0.41
5:G:251:GLU:OE2	5:G:251:GLU:HA	2.20	0.41
5:G:402:LEU:HD23	5:G:402:LEU:HA	1.92	0.41
7:Q:259:ILE:HG21	7:Q:265:LEU:HB2	2.02	0.41
1:a:281:THR:HG21	1:a:340:PHE:CE1	2.55	0.41
1:a:480:ARG:HD2	1:a:480:ARG:HA	1.81	0.41
2:b:131:ARG:NH2	2:b:512:GLU:OE2	2.42	0.41
3:d:42:LYS:HE2	3:d:46:ASP:OD1	2.20	0.41

*Continued on next page...*



*Continued from previous page...*

Atom-1	Atom-2	Interatomic distance (Å)	Clash overlap (Å)
3:d:89:ARG:O	3:d:93:GLU:HG3	2.19	0.41
3:d:213:LYS:HG3	3:d:373:LEU:HD11	2.02	0.41
9:P:85:GLU:O	9:P:89:LYS:NZ	2.39	0.41
10:N:246:ALA:HB2	10:N:289:TYR:CE2	2.55	0.41
1:A:488:LEU:HD23	1:A:488:LEU:HA	1.92	0.41
2:B:187:VAL:HG21	2:B:397:LEU:HB2	2.02	0.41
3:D:19:ARG:HB3	3:D:20:GLY:H	1.64	0.41
3:D:502:ASN:HD22	3:D:505:GLU:HG3	1.85	0.41
4:E:179:ASN:O	4:E:182:HIS:HB2	2.21	0.41
5:G:7:VAL:HG12	4:e:7:LEU:HD23	2.02	0.41
5:G:224:VAL:HG12	5:G:310:THR:HG23	2.02	0.41
2:b:64:THR:HA	2:b:385:GLU:OE1	2.20	0.41
3:d:48:ILE:HD11	3:d:110:VAL:HG11	2.02	0.41
5:g:289:VAL:HA	5:g:310:THR:O	2.19	0.41
4:E:4:MET:O	4:E:4:MET:HG3	2.19	0.41
4:E:464:GLU:HB2	4:E:470:PRO:HG3	2.02	0.41
7:Q:85:MET:HE1	7:Q:517:THR:HG22	2.03	0.41
8:Z:28:ARG:O	8:Z:32:ASP:OD1	2.39	0.41
6:h:524:ARG:HD2	6:h:525:SER:H	1.85	0.41
9:P:59:PRO:HA	9:P:62:VAL:HG12	2.01	0.41
2:B:254:SER:HA	4:E:266:LEU:HB3	2.02	0.41
5:G:266:ARG:HA	5:G:266:ARG:HD2	1.83	0.41
6:H:144:LYS:O	6:H:145:LYS:HD3	2.20	0.41
7:Q:312:LEU:HD23	7:Q:312:LEU:HA	1.98	0.41
8:Z:2:ALA:HB3	8:Z:5:LYS:HB2	2.02	0.41
2:b:124:GLN:HE22	4:e:57:LEU:CD2	2.33	0.41
5:g:282:ILE:HD13	5:g:338:LEU:HD11	2.03	0.41
6:h:183:VAL:HG11	6:h:396:VAL:HG12	2.02	0.41
9:P:60:LYS:O	9:P:60:LYS:NZ	2.30	0.41
1:A:107:LEU:HD23	1:A:107:LEU:HA	1.96	0.41
1:A:344:MET:HE3	1:A:344:MET:HB2	1.89	0.41
2:B:10:ASN:C	2:B:10:ASN:ND2	2.73	0.41
2:B:238:LEU:HB2	2:B:287:ILE:HG21	2.03	0.41
3:D:155:VAL:HG11	3:D:415:LEU:HD22	2.02	0.41
5:G:225:THR:O	8:Z:318:ARG:NH2	2.54	0.41
7:Q:14:MET:HE2	7:Q:14:MET:HB2	1.95	0.41
7:Q:66:THR:HB	7:Q:390:ARG:NH1	2.36	0.41
8:Z:140:SER:HA	8:Z:406:CYS:HA	2.02	0.41
1:a:25:ALA:HA	1:a:75:LEU:HD22	2.02	0.41
1:a:314:ARG:NH1	1:a:315:ASP:OD1	2.54	0.41
3:d:72:ASN:ND2	3:d:173:SER:O	2.54	0.41

*Continued on next page...*

*Continued from previous page...*

Atom-1	Atom-2	Interatomic distance (Å)	Clash overlap (Å)
3:d:77:ILE:O	3:d:81:MET:HG2	2.21	0.41
4:e:4:MET:HA	4:e:25:LYS:O	2.20	0.41
4:e:284:LYS:HD2	4:e:284:LYS:HA	1.90	0.41
4:e:444:GLU:OE1	4:e:444:GLU:N	2.51	0.41
6:h:40:LEU:HD23	6:h:448:GLN:HB3	2.03	0.41
6:h:60:ASN:ND2	6:h:165:SER:O	2.54	0.41
7:q:15:LEU:HG	7:q:19:ALA:HB3	2.02	0.41
7:q:340:VAL:HG22	7:q:343:GLU:OE1	2.20	0.41
8:z:64:LEU:HD11	8:z:96:VAL:HG21	2.01	0.41
8:z:227:ASP:OD1	8:z:346:HIS:NE2	2.53	0.41
10:N:251:GLY:C	10:N:253:THR:HG23	2.46	0.41
1:A:445:LEU:HD23	1:A:445:LEU:HA	1.82	0.41
2:B:521:ILE:HB	4:E:61:MET:SD	2.60	0.41
5:G:203:LYS:HB3	5:G:384:LEU:HD13	2.03	0.41
1:a:478:PRO:HD2	1:a:479:GLU:OE1	2.21	0.41
3:d:512:LEU:C	3:d:514:VAL:H	2.28	0.41
5:g:469:LYS:HE3	5:g:478:TRP:CE2	2.55	0.41
1:A:526:ARG:HA	3:D:57:MET:HE2	2.03	0.40
3:D:86:PRO:O	3:D:90:MET:HG3	2.21	0.40
8:Z:87:ILE:HD13	8:Z:87:ILE:HA	1.93	0.40
1:a:214:TYR:OH	1:a:315:ASP:OD1	2.31	0.40
2:b:392:ASP:O	2:b:396:VAL:HG23	2.22	0.40
5:g:165:ILE:HD12	5:g:387:VAL:HG13	2.03	0.40
6:h:455:PHE:CZ	6:h:482:GLU:HA	2.55	0.40
8:z:376:ILE:HG22	8:z:384:LEU:HD22	2.03	0.40
10:N:232:SER:C	10:N:233:PHE:CD1	2.98	0.40
1:A:22:VAL:HG21	1:A:105:ASP:CB	2.50	0.40
3:D:367:LEU:HD11	3:D:373:LEU:HG	2.03	0.40
5:G:64:ASN:HB2	5:G:95:THR:HG21	2.03	0.40
5:G:155:ILE:HG12	5:G:407:LEU:HD11	2.03	0.40
5:G:425:LYS:HE3	5:G:425:LYS:HB3	1.92	0.40
6:H:241:ASN:ND2	7:Q:299:ASP:OD1	2.48	0.40
6:H:409:GLY:HA3	6:H:487:ASN:ND2	2.37	0.40
7:Q:248:GLY:N	7:Q:276:MET:HE1	2.37	0.40
8:Z:199:LYS:HB3	8:Z:203:ASP:OD2	2.21	0.40
8:Z:210:LEU:HA	8:Z:210:LEU:HD12	1.76	0.40
1:a:67:VAL:C	1:a:73:LYS:HZ1	2.27	0.40
3:d:71:THR:HA	3:d:400:GLU:OE1	2.21	0.40
4:e:61:MET:HE3	4:e:61:MET:HB3	1.85	0.40
4:e:405:ALA:O	4:e:409:ILE:HG12	2.21	0.40
5:g:96:THR:HG22	5:g:100:ILE:HD11	2.03	0.40

*Continued on next page...*

Continued from previous page...

Atom-1	Atom-2	Interatomic distance (Å)	Clash overlap (Å)
6:h:168:ILE:HG21	6:h:385:THR:HG23	2.04	0.40
8:z:87:ILE:HD13	8:z:87:ILE:HA	1.91	0.40
10:N:221:LEU:HD22	10:N:268:MET:HG2	2.03	0.40
4:E:123:LEU:HD23	4:E:123:LEU:HA	1.82	0.40
4:E:148:LEU:HG	4:E:429:CYS:SG	2.61	0.40
7:Q:186:ALA:O	7:Q:190:ILE:HG12	2.21	0.40
8:Z:92:THR:N	13:Z:603:AF3:F3	2.32	0.40
8:Z:466:ILE:HD13	8:Z:479:VAL:HG22	2.03	0.40
2:b:4:LEU:HG	4:e:47:THR:OG1	2.21	0.40
2:b:19:GLU:HB3	2:b:23:THR:HB	2.03	0.40
2:b:39:VAL:HG12	2:b:100:THR:HG23	2.02	0.40
8:z:227:ASP:O	8:z:288:GLY:N	2.30	0.40
8:z:375:LEU:HD12	8:z:375:LEU:HA	1.87	0.40
1:A:228:ARG:NE	1:A:350:GLU:OE2	2.44	0.40
6:H:171:GLN:NE2	6:H:206:GLU:OE2	2.53	0.40
3:d:48:ILE:HD13	3:d:78:LEU:HD21	2.03	0.40
4:e:10:ASP:OD1	4:e:12:TYR:HD1	2.04	0.40
4:e:102:ILE:HG12	4:e:515:GLN:HG2	2.03	0.40
1:A:285:VAL:O	1:A:286:ILE:HD13	2.22	0.40
2:B:275:MET:HE3	2:B:300:PRO:HB3	2.03	0.40
2:B:415:MET:HB3	2:B:415:MET:HE3	1.83	0.40
5:G:427:LYS:NZ	5:G:427:LYS:HB3	2.36	0.40
8:Z:188:LEU:HD23	8:Z:188:LEU:HA	1.91	0.40
4:e:257:PRO:HA	4:e:258:PRO:HD3	1.96	0.40
7:q:186:ALA:O	7:q:190:ILE:HG12	2.21	0.40

There are no symmetry-related clashes.

## 5.3 Torsion angles ⓘ

### 5.3.1 Protein backbone ⓘ

In the following table, the Percentiles column shows the percent Ramachandran outliers of the chain as a percentile score with respect to all PDB entries followed by that with respect to all EM entries.

The Analysed column shows the number of residues for which the backbone conformation was analysed, and the total number of residues.

Mol	Chain	Analysed	Favoured	Allowed	Outliers	Percentiles	
1	A	525/556 (94%)	504 (96%)	21 (4%)	0	100	100

Continued on next page...

Continued from previous page...

Mol	Chain	Analysed	Favoured	Allowed	Outliers	Percentiles	
1	a	521/556 (94%)	501 (96%)	20 (4%)	0	100	100
2	B	515/535 (96%)	496 (96%)	19 (4%)	0	100	100
2	b	514/535 (96%)	498 (97%)	16 (3%)	0	100	100
3	D	509/539 (94%)	500 (98%)	9 (2%)	0	100	100
3	d	509/539 (94%)	485 (95%)	23 (4%)	1 (0%)	43	72
4	E	525/541 (97%)	509 (97%)	16 (3%)	0	100	100
4	e	530/541 (98%)	514 (97%)	16 (3%)	0	100	100
5	G	515/545 (94%)	500 (97%)	15 (3%)	0	100	100
5	g	517/545 (95%)	505 (98%)	12 (2%)	0	100	100
6	H	517/543 (95%)	497 (96%)	20 (4%)	0	100	100
6	h	514/543 (95%)	497 (97%)	17 (3%)	0	100	100
7	Q	527/548 (96%)	513 (97%)	14 (3%)	0	100	100
7	q	522/548 (95%)	503 (96%)	19 (4%)	0	100	100
8	Z	514/531 (97%)	499 (97%)	15 (3%)	0	100	100
8	z	516/531 (97%)	501 (97%)	15 (3%)	0	100	100
9	P	68/326 (21%)	59 (87%)	9 (13%)	0	100	100
10	N	134/441 (30%)	121 (90%)	13 (10%)	0	100	100
All	All	8492/9443 (90%)	8202 (97%)	289 (3%)	1 (0%)	100	100

All (1) Ramachandran outliers are listed below:

Mol	Chain	Res	Type
3	d	513	LEU

### 5.3.2 Protein sidechains ⓘ

In the following table, the Percentiles column shows the percent sidechain outliers of the chain as a percentile score with respect to all PDB entries followed by that with respect to all EM entries.

The Analysed column shows the number of residues for which the sidechain conformation was analysed, and the total number of residues.

Mol	Chain	Analysed	Rotameric	Outliers	Percentiles	
1	A	444/463 (96%)	443 (100%)	1 (0%)	87	88

Continued on next page...

*Continued from previous page...*

Mol	Chain	Analysed	Rotameric	Outliers	Percentiles	
1	a	441/463 (95%)	440 (100%)	1 (0%)	87	88
2	B	412/427 (96%)	410 (100%)	2 (0%)	81	83
2	b	411/427 (96%)	411 (100%)	0	100	100
3	D	435/452 (96%)	434 (100%)	1 (0%)	87	88
3	d	434/452 (96%)	434 (100%)	0	100	100
4	E	447/456 (98%)	446 (100%)	1 (0%)	87	88
4	e	451/456 (99%)	451 (100%)	0	100	100
5	G	451/469 (96%)	450 (100%)	1 (0%)	87	88
5	g	452/469 (96%)	452 (100%)	0	100	100
6	H	429/443 (97%)	428 (100%)	1 (0%)	87	88
6	h	426/443 (96%)	426 (100%)	0	100	100
7	Q	435/452 (96%)	433 (100%)	2 (0%)	81	83
7	q	431/452 (95%)	427 (99%)	4 (1%)	70	79
8	Z	430/442 (97%)	428 (100%)	2 (0%)	81	83
8	z	431/442 (98%)	430 (100%)	1 (0%)	87	88
9	P	70/289 (24%)	70 (100%)	0	100	100
10	N	114/366 (31%)	114 (100%)	0	100	100
All	All	7144/7863 (91%)	7127 (100%)	17 (0%)	85	88

All (17) residues with a non-rotameric sidechain are listed below:

Mol	Chain	Res	Type
1	A	23	MET
2	B	10	ASN
2	B	245	ASP
3	D	331	GLU
4	E	60	MET
5	G	270	MET
6	H	68	LEU
7	Q	14	MET
7	Q	200	ASP
8	Z	520	GLU
8	Z	522	MET
1	a	123	LEU
7	q	105	LEU
7	q	341	LEU

*Continued on next page...*

*Continued from previous page...*

Mol	Chain	Res	Type
7	q	483	GLU
7	q	493	LEU
8	z	485	GLU

Sometimes sidechains can be flipped to improve hydrogen bonding and reduce clashes. All (59) such sidechains are listed below:

Mol	Chain	Res	Type
1	A	135	ASN
1	A	164	ASN
1	A	193	ASN
1	A	353	GLN
1	A	393	HIS
1	A	450	ASN
1	A	534	HIS
2	B	174	HIS
2	B	288	ASN
2	B	337	HIS
2	B	464	GLN
2	B	502	GLN
3	D	125	GLN
3	D	350	GLN
4	E	55	ASN
4	E	515	GLN
5	G	390	ASN
5	G	406	GLN
6	H	130	GLN
6	H	264	GLN
6	H	335	ASN
6	H	359	ASN
6	H	448	GLN
7	Q	95	GLN
7	Q	145	ASN
7	Q	175	ASN
1	a	20	GLN
1	a	69	HIS
1	a	164	ASN
1	a	193	ASN
1	a	450	ASN
2	b	124	GLN
2	b	157	GLN
2	b	502	GLN
3	d	25	GLN

*Continued on next page...*

*Continued from previous page...*

Mol	Chain	Res	Type
3	d	165	ASN
3	d	250	GLN
3	d	262	ASN
3	d	537	ASN
4	e	22	GLN
4	e	403	HIS
4	e	515	GLN
5	g	111	HIS
5	g	154	ASN
5	g	302	HIS
5	g	420	HIS
6	h	201	GLN
6	h	331	GLN
6	h	359	ASN
6	h	431	GLN
6	h	448	GLN
7	q	4	HIS
7	q	513	ASN
8	z	65	HIS
8	z	368	ASN
8	z	380	ASN
8	z	482	ASN
9	P	56	ASN
9	P	292	HIS

### 5.3.3 RNA ⓘ

There are no RNA molecules in this entry.

### 5.4 Non-standard residues in protein, DNA, RNA chains ⓘ

There are no non-standard protein/DNA/RNA residues in this entry.

### 5.5 Carbohydrates ⓘ

There are no oligosaccharides in this entry.

### 5.6 Ligand geometry ⓘ

Of 48 ligands modelled in this entry, 16 are monoatomic - leaving 32 for Mogul analysis.

In the following table, the Counts columns list the number of bonds (or angles) for which Mogul statistics could be retrieved, the number of bonds (or angles) that are observed in the model and the number of bonds (or angles) that are defined in the Chemical Component Dictionary. The Link column lists molecule types, if any, to which the group is linked. The Z score for a bond length (or angle) is the number of standard deviations the observed value is removed from the expected value. A bond length (or angle) with  $|Z| > 2$  is considered an outlier worth inspection. RMSZ is the root-mean-square of all Z scores of the bond lengths (or angles).

Mol	Type	Chain	Res	Link	Bond lengths			Bond angles		
					Counts	RMSZ	# $ Z  > 2$	Counts	RMSZ	# $ Z  > 2$
11	ADP	Z	601	13,12	28,29,29	1.40	4 (14%)	43,45,45	1.83	8 (18%)
11	ADP	G	601	13,12	28,29,29	1.39	5 (17%)	43,45,45	1.81	10 (23%)
11	ADP	h	601	13,12	28,29,29	1.41	5 (17%)	43,45,45	1.81	10 (23%)
13	AF3	h	603	11	0,3,3	-	-	-		
13	AF3	Q	603	11	0,3,3	-	-	-		
13	AF3	B	603	11,2	0,3,3	-	-	-		
11	ADP	D	601	13,12	28,29,29	1.41	4 (14%)	43,45,45	1.82	9 (20%)
13	AF3	d	603	11	0,3,3	-	-	-		
11	ADP	d	601	13,12	28,29,29	1.40	4 (14%)	43,45,45	1.82	9 (20%)
13	AF3	e	603	11	0,3,3	-	-	-		
11	ADP	a	601	13,12	28,29,29	1.40	4 (14%)	43,45,45	1.83	10 (23%)
13	AF3	G	603	11	0,3,3	-	-	-		
13	AF3	Z	603	11	0,3,3	-	-	-		
13	AF3	D	603	11	0,3,3	-	-	-		
13	AF3	a	603	11	0,3,3	-	-	-		
13	AF3	b	603	-	0,3,3	-	-	-		
13	AF3	H	603	11	0,3,3	-	-	-		
11	ADP	g	601	13,12	28,29,29	1.39	5 (17%)	43,45,45	1.81	10 (23%)
11	ADP	b	601	12	28,29,29	1.40	4 (14%)	43,45,45	1.83	9 (20%)
13	AF3	z	603	11	0,3,3	-	-	-		
11	ADP	q	601	13,12	28,29,29	1.38	4 (14%)	43,45,45	1.83	10 (23%)
11	ADP	A	601	13,12	28,29,29	1.39	4 (14%)	43,45,45	1.80	9 (20%)
13	AF3	q	603	11	0,3,3	-	-	-		
13	AF3	g	603	11	0,3,3	-	-	-		
11	ADP	H	601	13,12	28,29,29	1.41	4 (14%)	43,45,45	1.84	10 (23%)
11	ADP	z	601	13,12	28,29,29	1.40	4 (14%)	43,45,45	1.82	9 (20%)
13	AF3	A	603	11	0,3,3	-	-	-		
13	AF3	E	603	11	0,3,3	-	-	-		
11	ADP	B	601	13,12	28,29,29	1.39	4 (14%)	43,45,45	1.83	10 (23%)
11	ADP	Q	601	13,12	28,29,29	1.39	4 (14%)	43,45,45	1.84	10 (23%)
11	ADP	e	601	13,12	28,29,29	1.42	4 (14%)	43,45,45	1.82	10 (23%)
11	ADP	E	601	13,12	28,29,29	1.41	4 (14%)	43,45,45	1.82	9 (20%)



In the following table, the Chirals column lists the number of chiral outliers, the number of chiral centers analysed, the number of these observed in the model and the number defined in the Chemical Component Dictionary. Similar counts are reported in the Torsion and Rings columns. '-' means no outliers of that kind were identified.

Mol	Type	Chain	Res	Link	Chirals	Torsions	Rings
11	ADP	g	601	13,12	-	5/16/32/32	0/3/3/3
11	ADP	d	601	13,12	-	1/16/32/32	0/3/3/3
11	ADP	Z	601	13,12	-	6/16/32/32	0/3/3/3
11	ADP	G	601	13,12	-	1/16/32/32	0/3/3/3
11	ADP	a	601	13,12	-	4/16/32/32	0/3/3/3
11	ADP	b	601	12	-	3/16/32/32	0/3/3/3
11	ADP	B	601	13,12	-	3/16/32/32	0/3/3/3
11	ADP	e	601	13,12	-	0/16/32/32	0/3/3/3
11	ADP	h	601	13,12	-	0/16/32/32	0/3/3/3
11	ADP	Q	601	13,12	-	5/16/32/32	0/3/3/3
11	ADP	z	601	13,12	-	6/16/32/32	0/3/3/3
11	ADP	q	601	13,12	-	6/16/32/32	0/3/3/3
11	ADP	A	601	13,12	-	5/16/32/32	0/3/3/3
11	ADP	H	601	13,12	-	0/16/32/32	0/3/3/3
11	ADP	E	601	13,12	-	0/16/32/32	0/3/3/3
11	ADP	D	601	13,12	-	0/16/32/32	0/3/3/3

All (67) bond length outliers are listed below:

Mol	Chain	Res	Type	Atoms	Z	Observed(Å)	Ideal(Å)
11	Z	601	ADP	C5-C4	4.67	1.47	1.39
11	z	601	ADP	C5-C4	4.65	1.47	1.39
11	H	601	ADP	C5-C4	4.61	1.47	1.39
11	Q	601	ADP	C5-C4	4.61	1.47	1.39
11	e	601	ADP	C5-C4	4.60	1.47	1.39
11	a	601	ADP	C5-C4	4.60	1.47	1.39
11	A	601	ADP	C5-C4	4.59	1.47	1.39
11	D	601	ADP	C5-C4	4.58	1.47	1.39
11	G	601	ADP	C5-C4	4.58	1.47	1.39
11	g	601	ADP	C5-C4	4.58	1.47	1.39
11	d	601	ADP	C5-C4	4.57	1.47	1.39
11	b	601	ADP	C5-C4	4.56	1.47	1.39
11	E	601	ADP	C5-C4	4.54	1.47	1.39
11	B	601	ADP	C5-C4	4.53	1.47	1.39
11	q	601	ADP	C5-C4	4.53	1.47	1.39
11	h	601	ADP	C5-C4	4.53	1.47	1.39
11	E	601	ADP	C5-C6	2.70	1.48	1.41

*Continued on next page...*

*Continued from previous page...*

Mol	Chain	Res	Type	Atoms	Z	Observed(Å)	Ideal(Å)
11	d	601	ADP	C5-C6	2.70	1.48	1.41
11	e	601	ADP	C5-C6	2.70	1.48	1.41
11	h	601	ADP	C5-C6	2.69	1.48	1.41
11	a	601	ADP	C5-C6	2.69	1.48	1.41
11	D	601	ADP	C5-C6	2.68	1.48	1.41
11	H	601	ADP	C5-C6	2.68	1.48	1.41
11	A	601	ADP	C5-C6	2.68	1.48	1.41
11	b	601	ADP	C5-C6	2.68	1.48	1.41
11	B	601	ADP	C5-C6	2.67	1.48	1.41
11	G	601	ADP	C5-C6	2.66	1.48	1.41
11	Q	601	ADP	C5-C6	2.66	1.48	1.41
11	z	601	ADP	C5-C6	2.66	1.48	1.41
11	q	601	ADP	C5-C6	2.65	1.48	1.41
11	Z	601	ADP	C5-C6	2.63	1.48	1.41
11	g	601	ADP	C5-C6	2.62	1.48	1.41
11	Z	601	ADP	C5-N7	-2.40	1.34	1.39
11	d	601	ADP	C8-N7	2.39	1.36	1.31
11	E	601	ADP	C8-N7	2.38	1.36	1.31
11	a	601	ADP	C8-N7	2.37	1.36	1.31
11	e	601	ADP	C5-N7	-2.37	1.34	1.39
11	q	601	ADP	C5-N7	-2.36	1.34	1.39
11	H	601	ADP	C8-N7	2.35	1.36	1.31
11	D	601	ADP	C8-N7	2.35	1.36	1.31
11	G	601	ADP	C5-N7	-2.35	1.34	1.39
11	e	601	ADP	C8-N7	2.34	1.36	1.31
11	Q	601	ADP	C5-N7	-2.34	1.34	1.39
11	B	601	ADP	C5-N7	-2.32	1.34	1.39
11	h	601	ADP	C8-N7	2.32	1.36	1.31
11	d	601	ADP	C5-N7	-2.32	1.34	1.39
11	z	601	ADP	C5-N7	-2.32	1.34	1.39
11	b	601	ADP	C8-N7	2.32	1.36	1.31
11	b	601	ADP	C5-N7	-2.32	1.34	1.39
11	A	601	ADP	C8-N7	2.32	1.36	1.31
11	h	601	ADP	C5-N7	-2.31	1.34	1.39
11	g	601	ADP	C8-N7	2.31	1.36	1.31
11	A	601	ADP	C5-N7	-2.31	1.34	1.39
11	B	601	ADP	C8-N7	2.30	1.36	1.31
11	g	601	ADP	C5-N7	-2.30	1.34	1.39
11	H	601	ADP	C5-N7	-2.30	1.34	1.39
11	G	601	ADP	C8-N7	2.29	1.36	1.31
11	z	601	ADP	C8-N7	2.29	1.36	1.31
11	E	601	ADP	C5-N7	-2.28	1.34	1.39

*Continued on next page...*

*Continued from previous page...*

Mol	Chain	Res	Type	Atoms	Z	Observed(Å)	Ideal(Å)
11	Q	601	ADP	C8-N7	2.28	1.36	1.31
11	D	601	ADP	C5-N7	-2.25	1.35	1.39
11	Z	601	ADP	C8-N7	2.25	1.36	1.31
11	q	601	ADP	C8-N7	2.25	1.36	1.31
11	a	601	ADP	C5-N7	-2.22	1.35	1.39
11	g	601	ADP	C4-N9	-2.04	1.33	1.37
11	h	601	ADP	PA-O3A	2.03	1.61	1.59
11	G	601	ADP	C4-N9	-2.01	1.33	1.37

All (152) bond angle outliers are listed below:

Mol	Chain	Res	Type	Atoms	Z	Observed(°)	Ideal(°)
11	b	601	ADP	C5-C4-N3	-5.92	118.57	126.72
11	Q	601	ADP	C5-C4-N3	-5.90	118.59	126.72
11	Z	601	ADP	C5-C4-N3	-5.87	118.63	126.72
11	e	601	ADP	C5-C4-N3	-5.85	118.66	126.72
11	H	601	ADP	C5-C4-N3	-5.85	118.67	126.72
11	d	601	ADP	C5-C4-N3	-5.83	118.69	126.72
11	D	601	ADP	C5-C4-N3	-5.83	118.69	126.72
11	E	601	ADP	C5-C4-N3	-5.82	118.71	126.72
11	z	601	ADP	C5-C4-N3	-5.79	118.74	126.72
11	A	601	ADP	C5-C4-N3	-5.79	118.74	126.72
11	h	601	ADP	C5-C4-N3	-5.79	118.75	126.72
11	B	601	ADP	C5-C4-N3	-5.77	118.78	126.72
11	q	601	ADP	C5-C4-N3	-5.75	118.81	126.72
11	a	601	ADP	C5-C4-N3	-5.73	118.83	126.72
11	G	601	ADP	C5-C4-N3	-5.67	118.91	126.72
11	g	601	ADP	C5-C4-N3	-5.63	118.96	126.72
11	Z	601	ADP	N3-C4-N9	4.72	135.19	127.17
11	z	601	ADP	N3-C4-N9	4.64	135.06	127.17
11	Q	601	ADP	N3-C4-N9	4.64	135.06	127.17
11	e	601	ADP	N3-C4-N9	4.59	134.97	127.17
11	b	601	ADP	N3-C4-N9	4.58	134.95	127.17
11	H	601	ADP	N3-C4-N9	4.58	134.95	127.17
11	q	601	ADP	N3-C4-N9	4.57	134.94	127.17
11	A	601	ADP	N3-C4-N9	4.56	134.92	127.17
11	D	601	ADP	N3-C4-N9	4.52	134.86	127.17
11	h	601	ADP	N3-C4-N9	4.51	134.84	127.17
11	B	601	ADP	N3-C4-N9	4.51	134.84	127.17
11	d	601	ADP	N3-C4-N9	4.51	134.84	127.17
11	E	601	ADP	N3-C4-N9	4.49	134.80	127.17
11	G	601	ADP	N3-C4-N9	4.48	134.78	127.17

*Continued on next page...*

*Continued from previous page...*

Mol	Chain	Res	Type	Atoms	Z	Observed(°)	Ideal(°)
11	a	601	ADP	N3-C4-N9	4.47	134.76	127.17
11	g	601	ADP	N3-C4-N9	4.42	134.68	127.17
11	b	601	ADP	C2-N3-C4	3.75	120.99	111.83
11	e	601	ADP	C2-N3-C4	3.74	120.97	111.83
11	d	601	ADP	C2-N3-C4	3.73	120.95	111.83
11	D	601	ADP	C2-N3-C4	3.71	120.90	111.83
11	H	601	ADP	C2-N3-C4	3.71	120.90	111.83
11	E	601	ADP	C2-N3-C4	3.71	120.89	111.83
11	Q	601	ADP	C2-N3-C4	3.70	120.86	111.83
11	B	601	ADP	C2-N3-C4	3.69	120.84	111.83
11	A	601	ADP	C2-N3-C4	3.69	120.84	111.83
11	z	601	ADP	C2-N3-C4	3.68	120.82	111.83
11	a	601	ADP	C2-N3-C4	3.67	120.80	111.83
11	h	601	ADP	C2-N3-C4	3.67	120.79	111.83
11	Z	601	ADP	C2-N3-C4	3.65	120.76	111.83
11	q	601	ADP	C2-N3-C4	3.63	120.70	111.83
11	a	601	ADP	C4-C5-N7	-3.60	106.47	110.58
11	G	601	ADP	C2-N3-C4	3.60	120.61	111.83
11	b	601	ADP	C4-C5-N7	-3.59	106.48	110.58
11	D	601	ADP	C4-C5-N7	-3.59	106.48	110.58
11	E	601	ADP	C4-C5-N7	-3.58	106.49	110.58
11	d	601	ADP	C4-C5-N7	-3.58	106.49	110.58
11	g	601	ADP	C2-N3-C4	3.57	120.56	111.83
11	Q	601	ADP	C4-C5-N7	-3.54	106.54	110.58
11	h	601	ADP	C4-C5-N7	-3.54	106.54	110.58
11	e	601	ADP	C4-C5-N7	-3.52	106.56	110.58
11	H	601	ADP	C4-C5-N7	-3.51	106.57	110.58
11	B	601	ADP	C4-C5-N7	-3.51	106.57	110.58
11	A	601	ADP	C4-C5-N7	-3.49	106.59	110.58
11	g	601	ADP	C4-C5-N7	-3.48	106.61	110.58
11	G	601	ADP	C4-C5-N7	-3.47	106.62	110.58
11	q	601	ADP	C4-C5-N7	-3.41	106.69	110.58
11	z	601	ADP	C4-C5-N7	-3.36	106.74	110.58
11	Z	601	ADP	C4-C5-N7	-3.33	106.77	110.58
11	e	601	ADP	N3-C2-N1	-3.29	123.61	128.58
11	E	601	ADP	N3-C2-N1	-3.28	123.62	128.58
11	d	601	ADP	N3-C2-N1	-3.27	123.63	128.58
11	D	601	ADP	N3-C2-N1	-3.24	123.67	128.58
11	a	601	ADP	N3-C2-N1	-3.23	123.69	128.58
11	b	601	ADP	N3-C2-N1	-3.23	123.70	128.58
11	z	601	ADP	N3-C2-N1	-3.22	123.70	128.58
11	A	601	ADP	N3-C2-N1	-3.22	123.71	128.58

*Continued on next page...*

*Continued from previous page...*

Mol	Chain	Res	Type	Atoms	Z	Observed(°)	Ideal(°)
11	H	601	ADP	N3-C2-N1	-3.21	123.73	128.58
11	B	601	ADP	N3-C2-N1	-3.20	123.73	128.58
11	Q	601	ADP	N3-C2-N1	-3.20	123.73	128.58
11	h	601	ADP	N3-C2-N1	-3.17	123.78	128.58
11	q	601	ADP	N3-C2-N1	-3.16	123.80	128.58
11	Z	601	ADP	N3-C2-N1	-3.11	123.88	128.58
11	G	601	ADP	N3-C2-N1	-3.09	123.91	128.58
11	g	601	ADP	N3-C2-N1	-3.07	123.94	128.58
11	a	601	ADP	C4-N9-C8	2.73	108.60	105.74
11	g	601	ADP	C4-N9-C8	2.73	108.60	105.74
11	G	601	ADP	C4-N9-C8	2.72	108.60	105.74
11	q	601	ADP	C4-N9-C8	2.71	108.59	105.74
11	A	601	ADP	C4-N9-C8	2.70	108.57	105.74
11	z	601	ADP	C4-N9-C8	2.70	108.57	105.74
11	h	601	ADP	C4-N9-C8	2.65	108.52	105.74
11	Q	601	ADP	C4-N9-C8	2.65	108.52	105.74
11	H	601	ADP	C4-N9-C8	2.65	108.52	105.74
11	B	601	ADP	C4-N9-C8	2.64	108.51	105.74
11	D	601	ADP	C4-N9-C8	2.64	108.51	105.74
11	e	601	ADP	C4-N9-C8	2.64	108.51	105.74
11	d	601	ADP	C4-N9-C8	2.61	108.48	105.74
11	b	601	ADP	C5-N7-C8	2.60	107.54	103.45
11	E	601	ADP	C4-N9-C8	2.60	108.47	105.74
11	a	601	ADP	C5-N7-C8	2.60	107.53	103.45
11	d	601	ADP	C5-N7-C8	2.60	107.53	103.45
11	E	601	ADP	C5-N7-C8	2.59	107.52	103.45
11	b	601	ADP	C4-N9-C8	2.58	108.45	105.74
11	h	601	ADP	C5-N7-C8	2.58	107.51	103.45
11	Q	601	ADP	C5-N7-C8	2.58	107.50	103.45
11	e	601	ADP	C5-N7-C8	2.58	107.50	103.45
11	Z	601	ADP	C4-N9-C8	2.57	108.44	105.74
11	B	601	ADP	C5-N7-C8	2.56	107.48	103.45
11	D	601	ADP	C5-N7-C8	2.56	107.48	103.45
11	H	601	ADP	C5-N7-C8	2.55	107.46	103.45
11	A	601	ADP	C5-N7-C8	2.53	107.43	103.45
11	q	601	ADP	C5-N7-C8	2.53	107.43	103.45
11	G	601	ADP	C5-N7-C8	2.51	107.39	103.45
11	g	601	ADP	C5-N7-C8	2.49	107.36	103.45
11	z	601	ADP	C5-N7-C8	2.46	107.32	103.45
11	Z	601	ADP	C5-N7-C8	2.39	107.21	103.45
11	B	601	ADP	C3'-C2'-C1'	2.34	105.89	101.46
11	Z	601	ADP	C3'-C2'-C1'	2.23	105.69	101.46

*Continued on next page...*

*Continued from previous page...*

Mol	Chain	Res	Type	Atoms	Z	Observed(°)	Ideal(°)
11	g	601	ADP	C3'-C2'-C1'	2.20	105.62	101.46
11	a	601	ADP	C6-C5-N7	2.19	136.32	132.09
11	G	601	ADP	C3'-C2'-C1'	2.19	105.61	101.46
11	a	601	ADP	C3'-C2'-C1'	2.19	105.60	101.46
11	D	601	ADP	C6-C5-N7	2.18	136.28	132.09
11	d	601	ADP	C6-C5-N7	2.16	136.25	132.09
11	E	601	ADP	C6-C5-N7	2.15	136.24	132.09
11	e	601	ADP	C3'-C2'-C1'	2.14	105.51	101.46
11	h	601	ADP	C6-C5-N7	2.13	136.19	132.09
11	B	601	ADP	C6-C5-N7	2.13	136.19	132.09
11	z	601	ADP	C3'-C2'-C1'	2.12	105.47	101.46
11	e	601	ADP	C6-C5-N7	2.11	136.16	132.09
11	A	601	ADP	C6-C5-N7	2.11	136.15	132.09
11	b	601	ADP	C6-C5-N7	2.10	136.14	132.09
11	H	601	ADP	C6-C5-N7	2.09	136.12	132.09
11	g	601	ADP	C6-C5-N7	2.09	136.12	132.09
11	a	601	ADP	N9-C8-N7	-2.08	110.99	113.94
11	G	601	ADP	C6-C5-N7	2.08	136.10	132.09
11	Q	601	ADP	C6-C5-N7	2.08	136.10	132.09
11	H	601	ADP	C3'-C2'-C1'	2.08	105.39	101.46
11	d	601	ADP	N9-C8-N7	-2.06	111.02	113.94
11	h	601	ADP	N9-C8-N7	-2.06	111.02	113.94
11	E	601	ADP	N9-C8-N7	-2.05	111.03	113.94
11	q	601	ADP	N9-C8-N7	-2.03	111.05	113.94
11	b	601	ADP	N9-C8-N7	-2.03	111.05	113.94
11	Q	601	ADP	C3'-C2'-C1'	2.03	105.31	101.46
11	B	601	ADP	N9-C8-N7	-2.03	111.06	113.94
11	e	601	ADP	N9-C8-N7	-2.03	111.06	113.94
11	A	601	ADP	N9-C8-N7	-2.02	111.07	113.94
11	q	601	ADP	C3'-C2'-C1'	2.02	105.28	101.46
11	H	601	ADP	N9-C8-N7	-2.02	111.07	113.94
11	g	601	ADP	N9-C8-N7	-2.02	111.07	113.94
11	h	601	ADP	C3'-C2'-C1'	2.02	105.28	101.46
11	Q	601	ADP	N9-C8-N7	-2.01	111.08	113.94
11	G	601	ADP	N9-C8-N7	-2.01	111.08	113.94
11	D	601	ADP	N9-C8-N7	-2.01	111.09	113.94
11	q	601	ADP	C6-C5-N7	2.01	135.96	132.09
11	z	601	ADP	C6-C5-N7	2.00	135.95	132.09

There are no chirality outliers.

All (45) torsion outliers are listed below:

Mol	Chain	Res	Type	Atoms
11	A	601	ADP	C5'-O5'-PA-O1A
11	A	601	ADP	C5'-O5'-PA-O2A
11	A	601	ADP	C5'-O5'-PA-O3A
11	B	601	ADP	PB-O3A-PA-O5'
11	B	601	ADP	C5'-O5'-PA-O2A
11	Q	601	ADP	C5'-O5'-PA-O1A
11	Q	601	ADP	C5'-O5'-PA-O3A
11	Z	601	ADP	C5'-O5'-PA-O1A
11	Z	601	ADP	C5'-O5'-PA-O3A
11	a	601	ADP	C5'-O5'-PA-O1A
11	a	601	ADP	C5'-O5'-PA-O2A
11	a	601	ADP	C5'-O5'-PA-O3A
11	b	601	ADP	PA-O3A-PB-O2B
11	b	601	ADP	PA-O3A-PB-O3B
11	g	601	ADP	C5'-O5'-PA-O2A
11	q	601	ADP	C5'-O5'-PA-O2A
11	q	601	ADP	C5'-O5'-PA-O3A
11	z	601	ADP	C5'-O5'-PA-O2A
11	Z	601	ADP	C3'-C4'-C5'-O5'
11	b	601	ADP	PB-O3A-PA-O5'
11	d	601	ADP	PB-O3A-PA-O5'
11	g	601	ADP	PB-O3A-PA-O2A
11	Q	601	ADP	C3'-C4'-C5'-O5'
11	B	601	ADP	C5'-O5'-PA-O3A
11	Q	601	ADP	C5'-O5'-PA-O2A
11	Z	601	ADP	C5'-O5'-PA-O2A
11	g	601	ADP	C5'-O5'-PA-O1A
11	g	601	ADP	C5'-O5'-PA-O3A
11	q	601	ADP	C5'-O5'-PA-O1A
11	z	601	ADP	C5'-O5'-PA-O1A
11	z	601	ADP	C5'-O5'-PA-O3A
11	q	601	ADP	PB-O3A-PA-O2A
11	Z	601	ADP	PB-O3A-PA-O1A
11	z	601	ADP	PB-O3A-PA-O2A
11	q	601	ADP	C3'-C4'-C5'-O5'
11	z	601	ADP	C3'-C4'-C5'-O5'
11	A	601	ADP	PB-O3A-PA-O1A
11	A	601	ADP	PB-O3A-PA-O2A
11	G	601	ADP	PB-O3A-PA-O2A
11	g	601	ADP	PB-O3A-PA-O1A
11	q	601	ADP	PB-O3A-PA-O1A
11	Z	601	ADP	O4'-C4'-C5'-O5'
11	Q	601	ADP	PB-O3A-PA-O2A

*Continued on next page...*

*Continued from previous page...*

Mol	Chain	Res	Type	Atoms
11	a	601	ADP	PB-O3A-PA-O2A
11	z	601	ADP	PB-O3A-PA-O1A

There are no ring outliers.

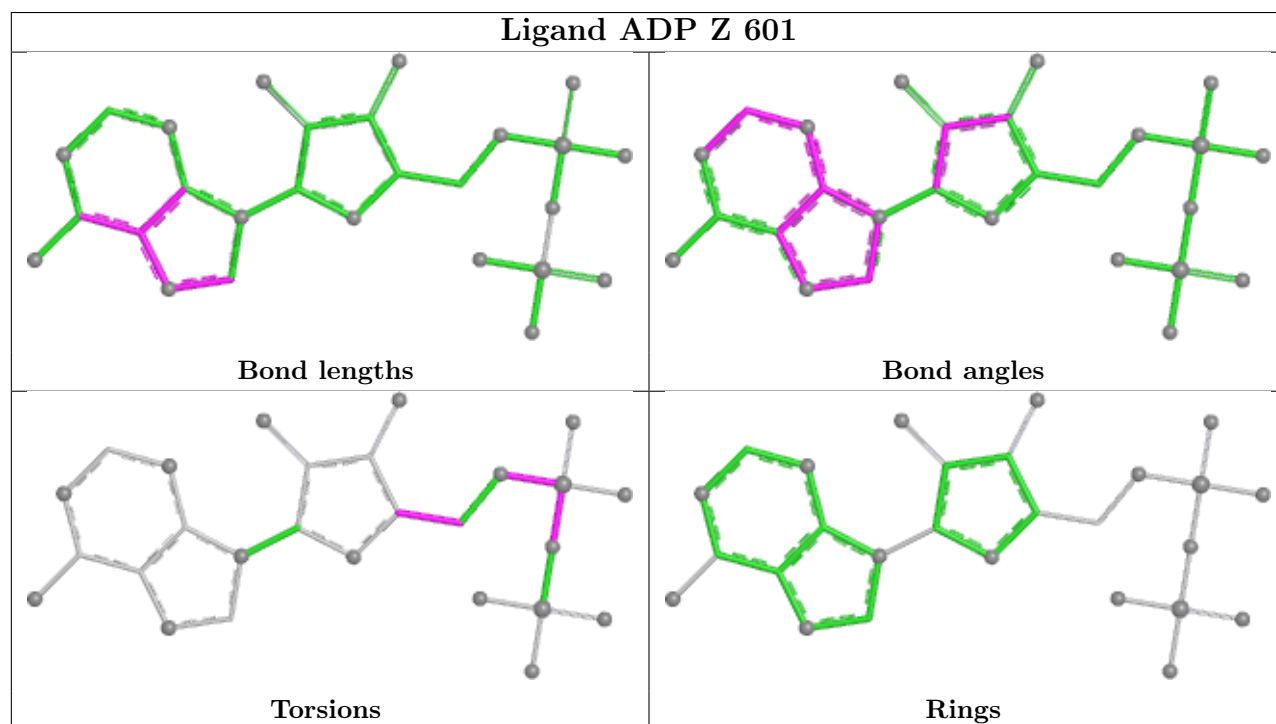
31 monomers are involved in 39 short contacts:

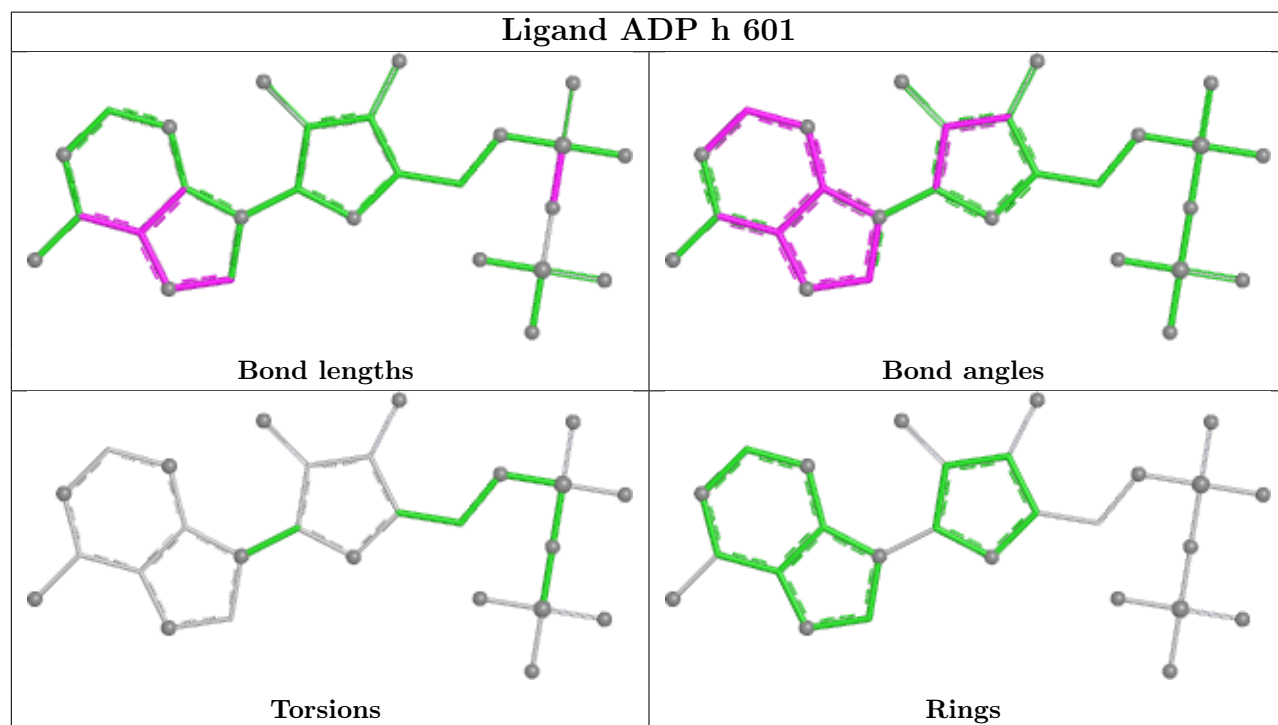
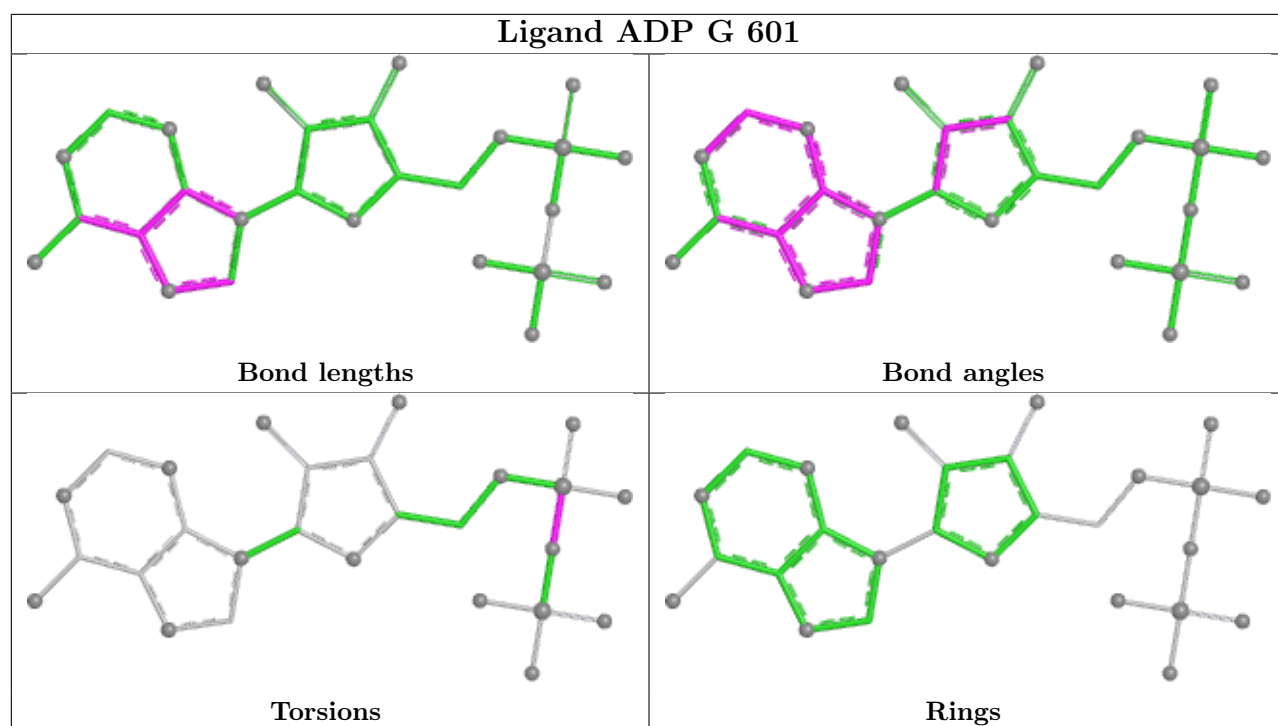
Mol	Chain	Res	Type	Clashes	Symm-Clashes
11	Z	601	ADP	1	0
11	G	601	ADP	2	0
11	h	601	ADP	1	0
13	h	603	AF3	1	0
13	Q	603	AF3	1	0
13	B	603	AF3	1	0
11	D	601	ADP	1	0
13	d	603	AF3	2	0
11	d	601	ADP	3	0
13	e	603	AF3	1	0
11	a	601	ADP	3	0
13	G	603	AF3	2	0
13	Z	603	AF3	2	0
13	D	603	AF3	3	0
13	a	603	AF3	1	0
13	b	603	AF3	2	0
13	H	603	AF3	1	0
11	g	601	ADP	2	0
11	b	601	ADP	3	0
13	z	603	AF3	1	0
11	q	601	ADP	1	0
11	A	601	ADP	1	0
13	q	603	AF3	1	0
13	g	603	AF3	4	0
11	H	601	ADP	2	0
11	z	601	ADP	1	0
13	A	603	AF3	3	0
11	B	601	ADP	4	0
11	Q	601	ADP	2	0
11	e	601	ADP	1	0
11	E	601	ADP	1	0

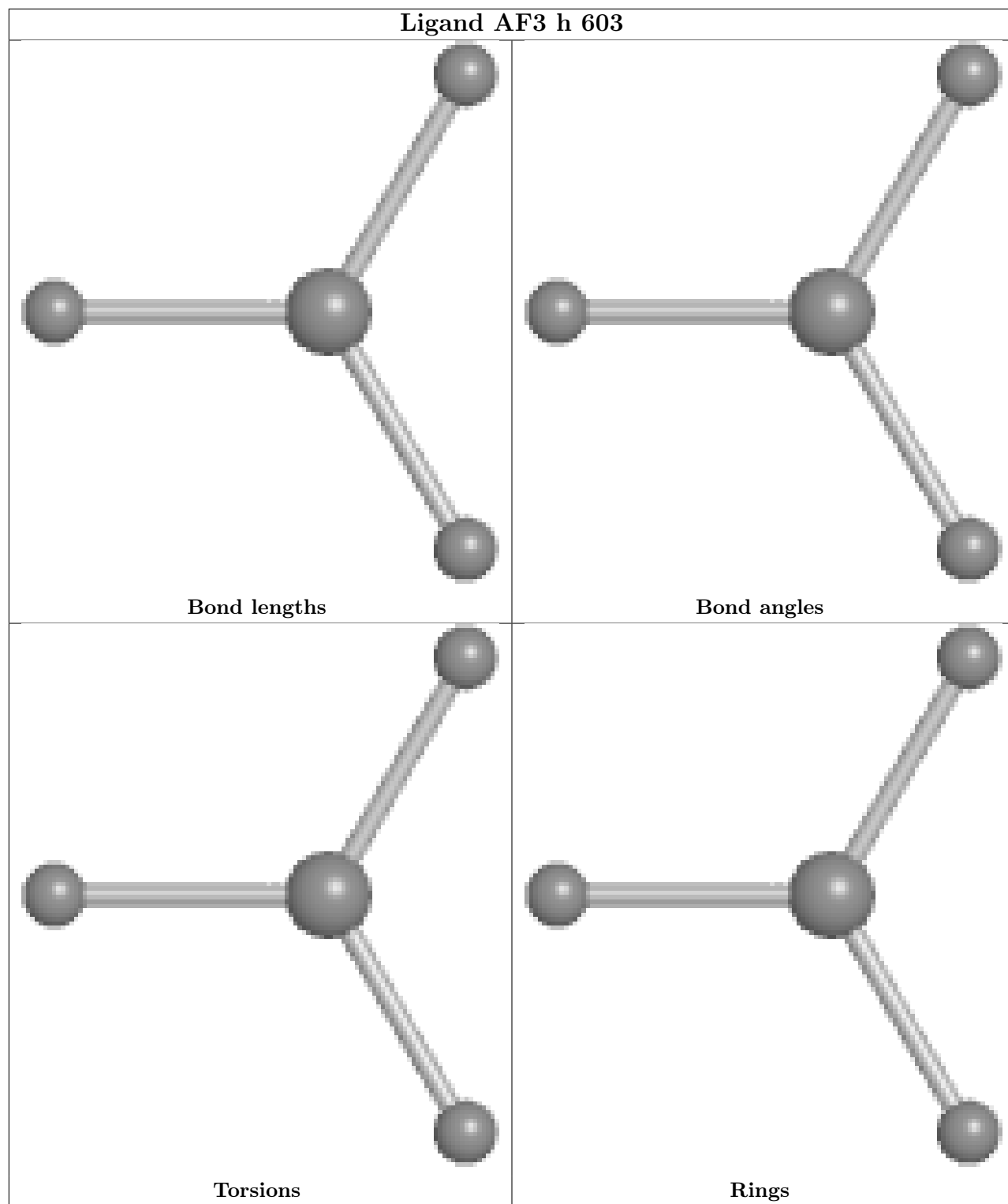
The following is a two-dimensional graphical depiction of Mogul quality analysis of bond lengths, bond angles, torsion angles, and ring geometry for all instances of the Ligand of Interest. In addition, ligands with molecular weight > 250 and outliers as shown on the validation Tables will

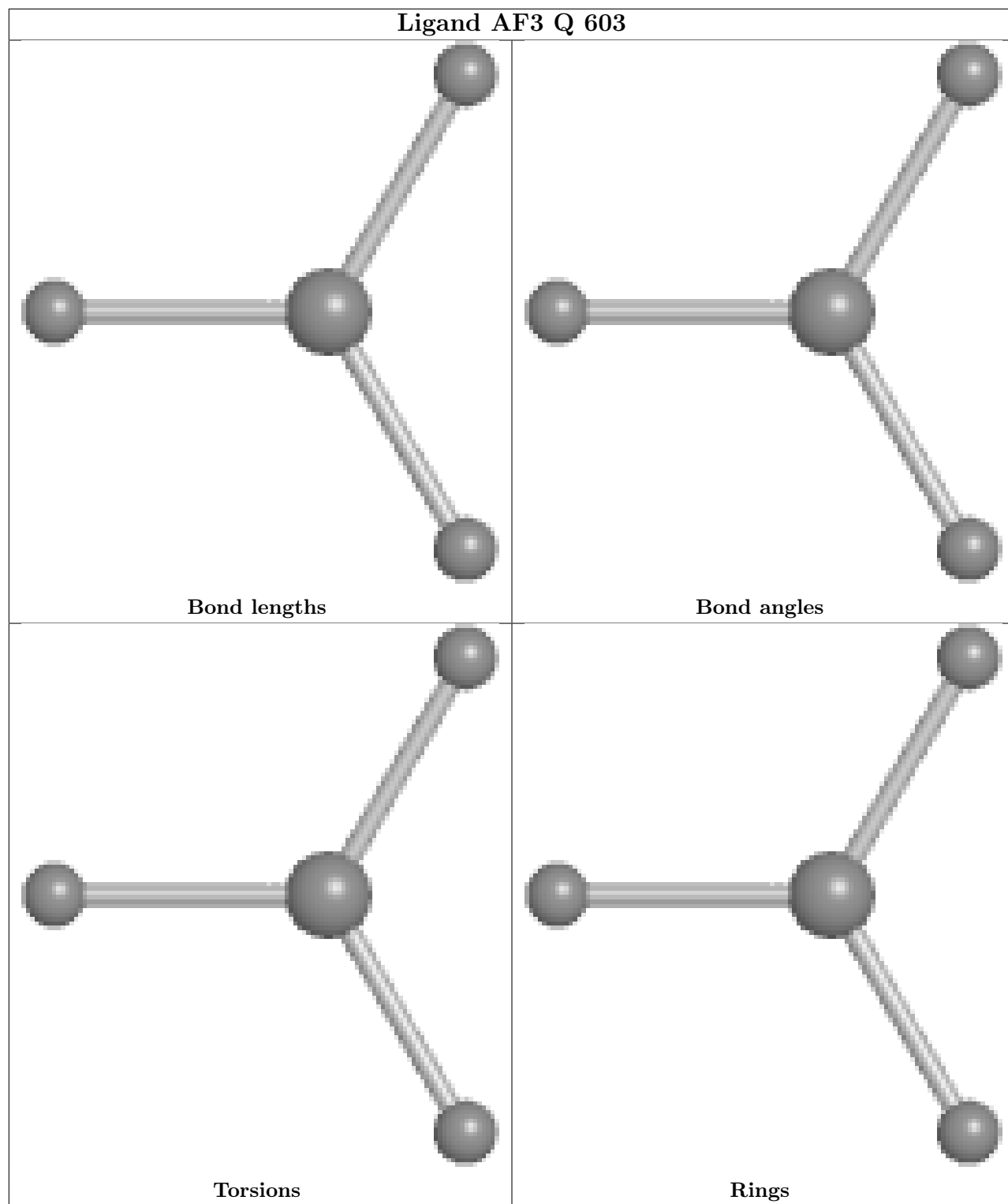


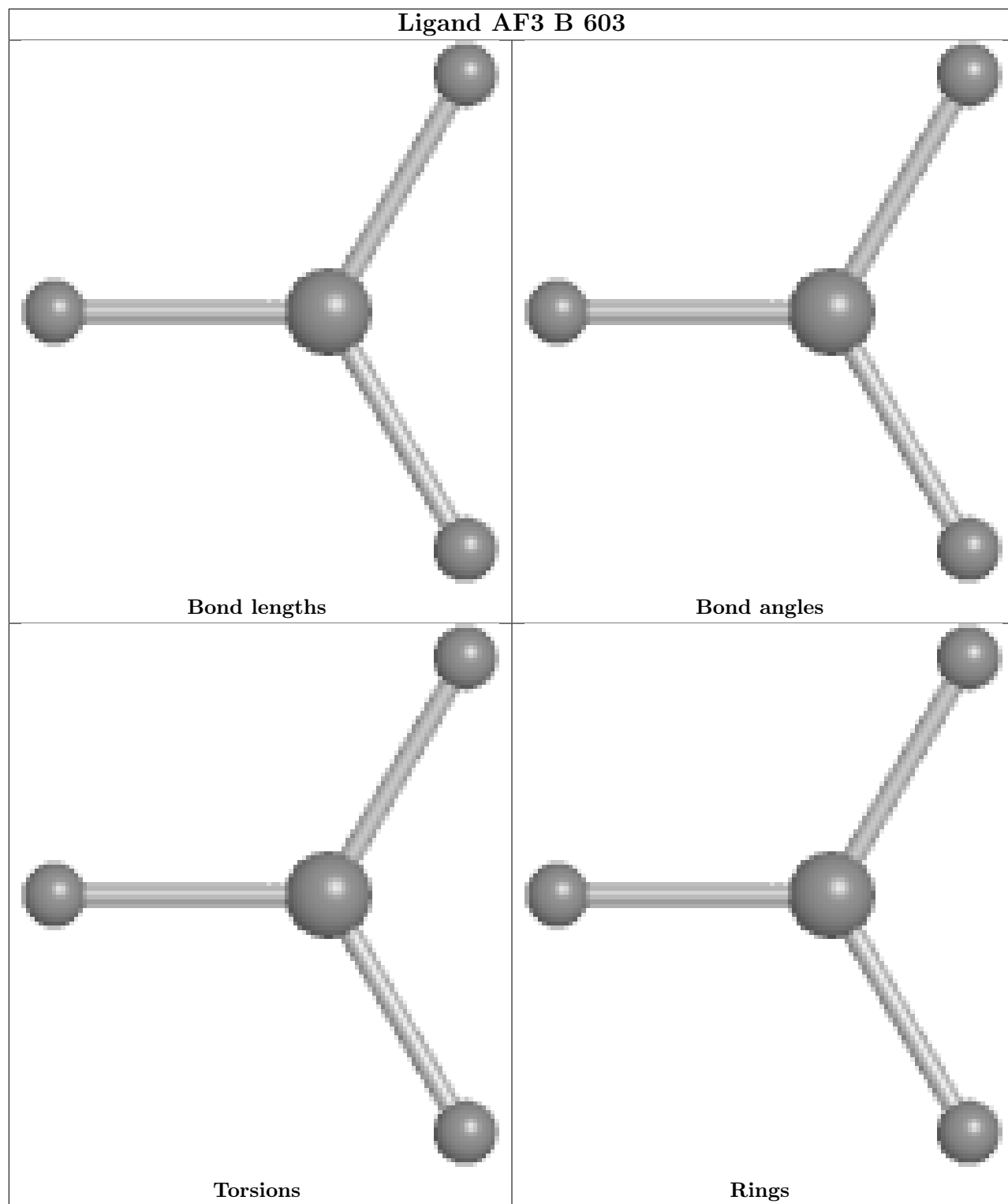
also be included. For torsion angles, if less than 5% of the Mogul distribution of torsion angles is within 10 degrees of the torsion angle in question, then that torsion angle is considered an outlier. Any bond that is central to one or more torsion angles identified as an outlier by Mogul will be highlighted in the graph. For rings, the root-mean-square deviation (RMSD) between the ring in question and similar rings identified by Mogul is calculated over all ring torsion angles. If the average RMSD is greater than 60 degrees and the minimal RMSD between the ring in question and any Mogul-identified rings is also greater than 60 degrees, then that ring is considered an outlier. The outliers are highlighted in purple. The color gray indicates Mogul did not find sufficient equivalents in the CSD to analyse the geometry.

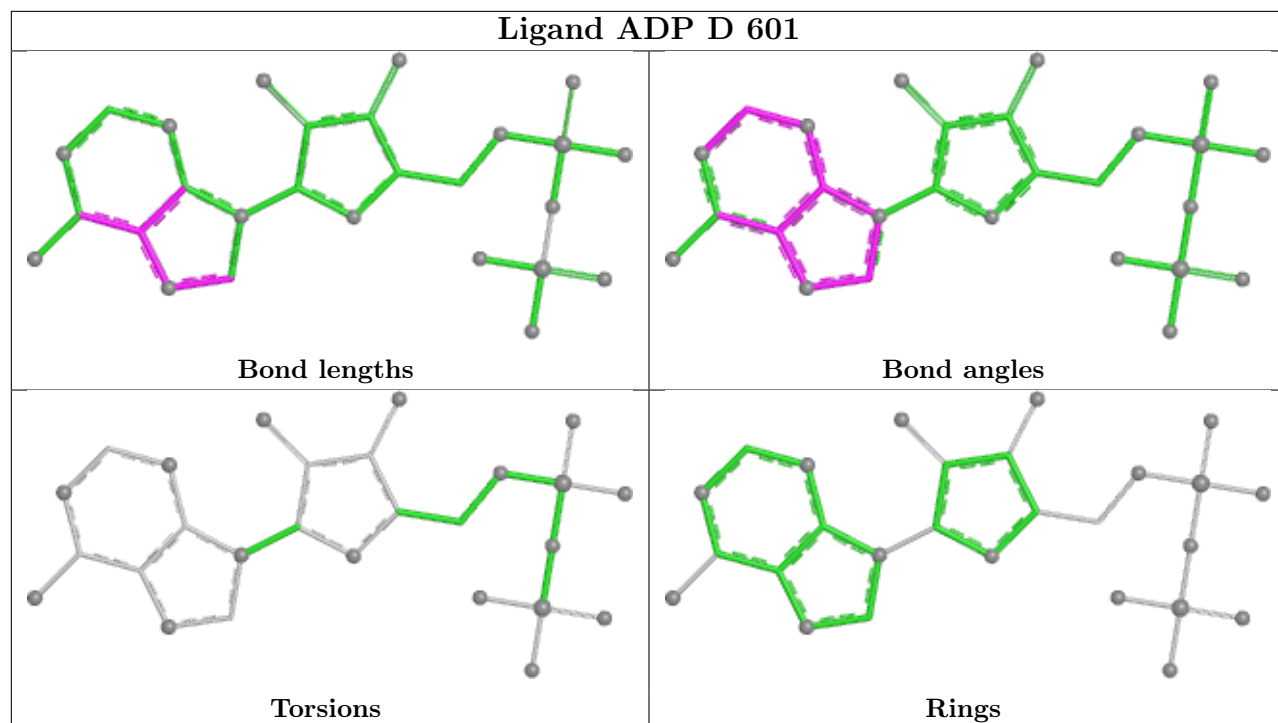


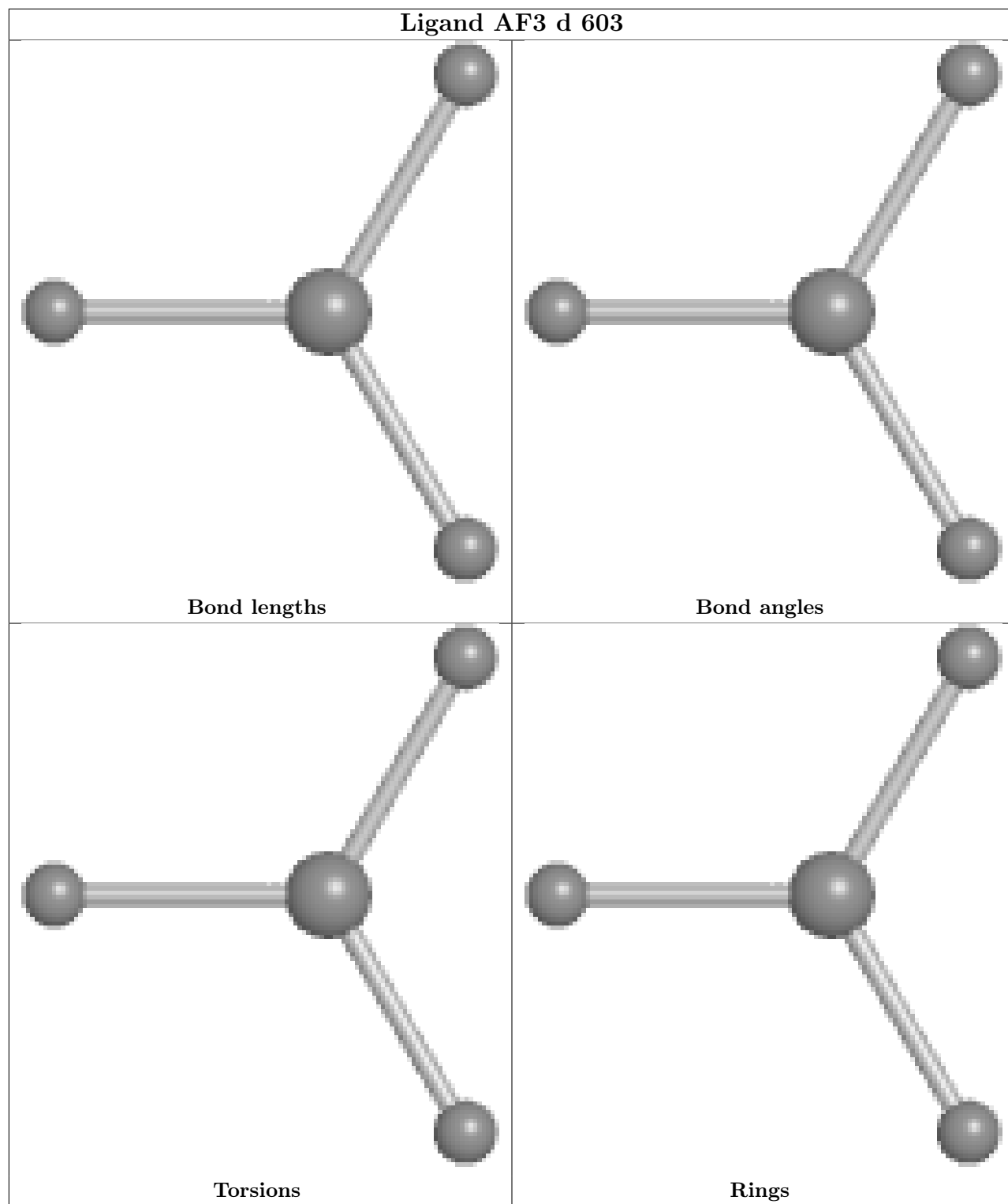


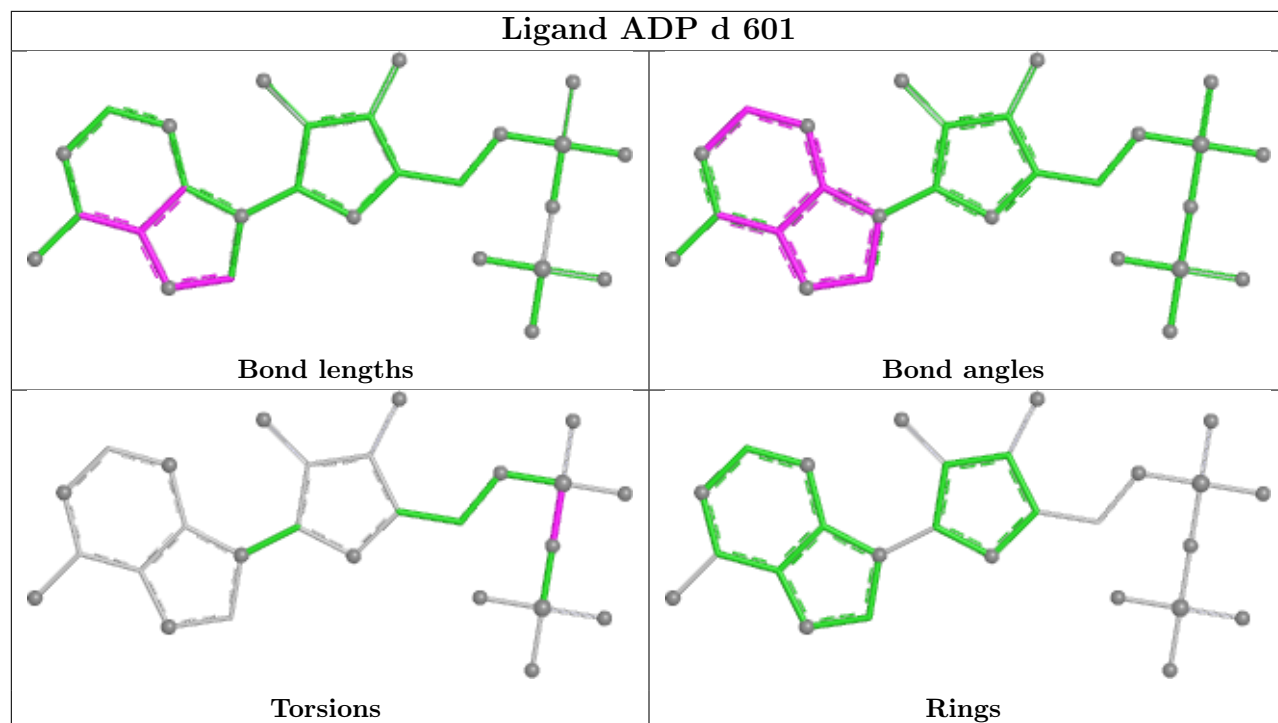




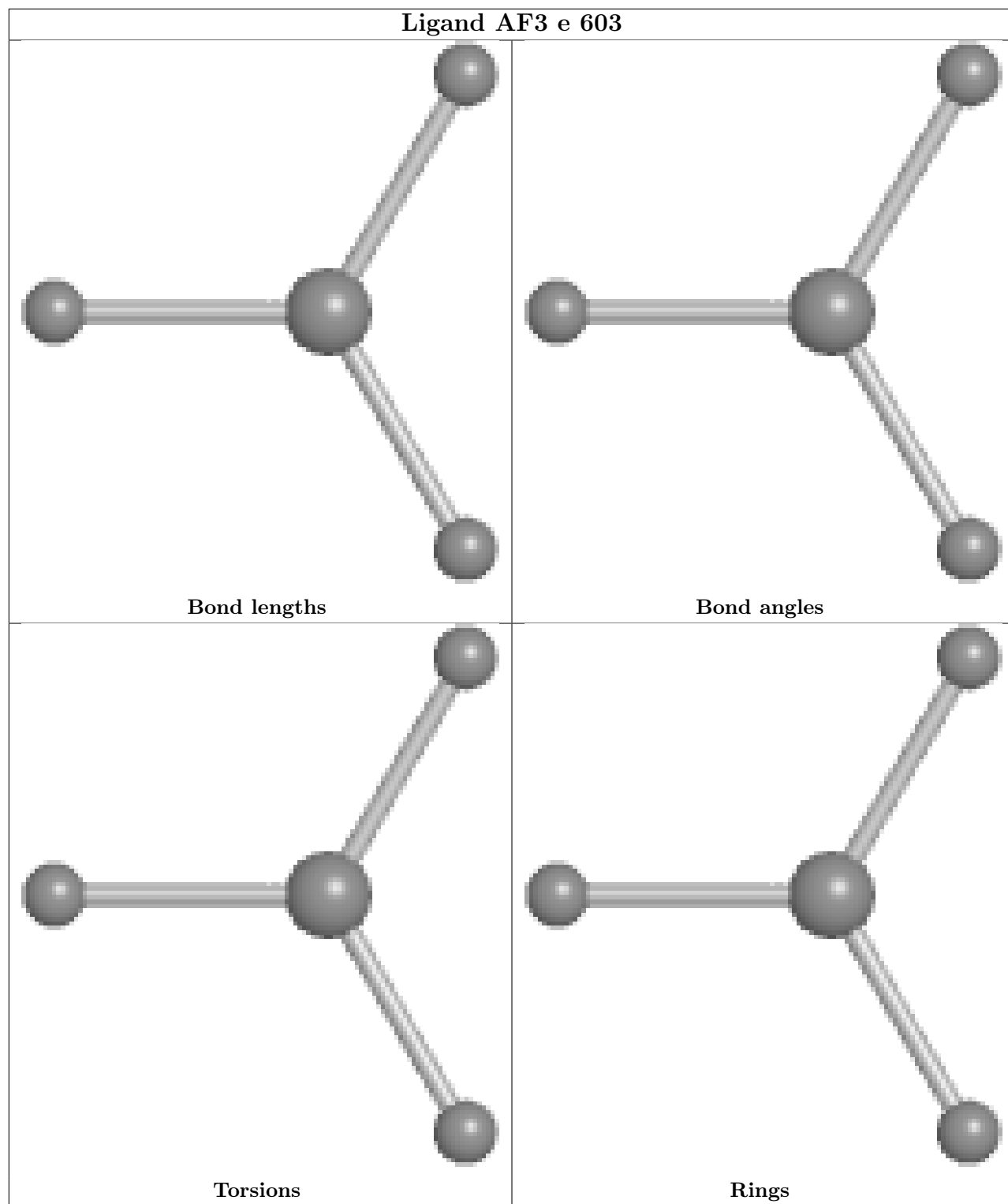


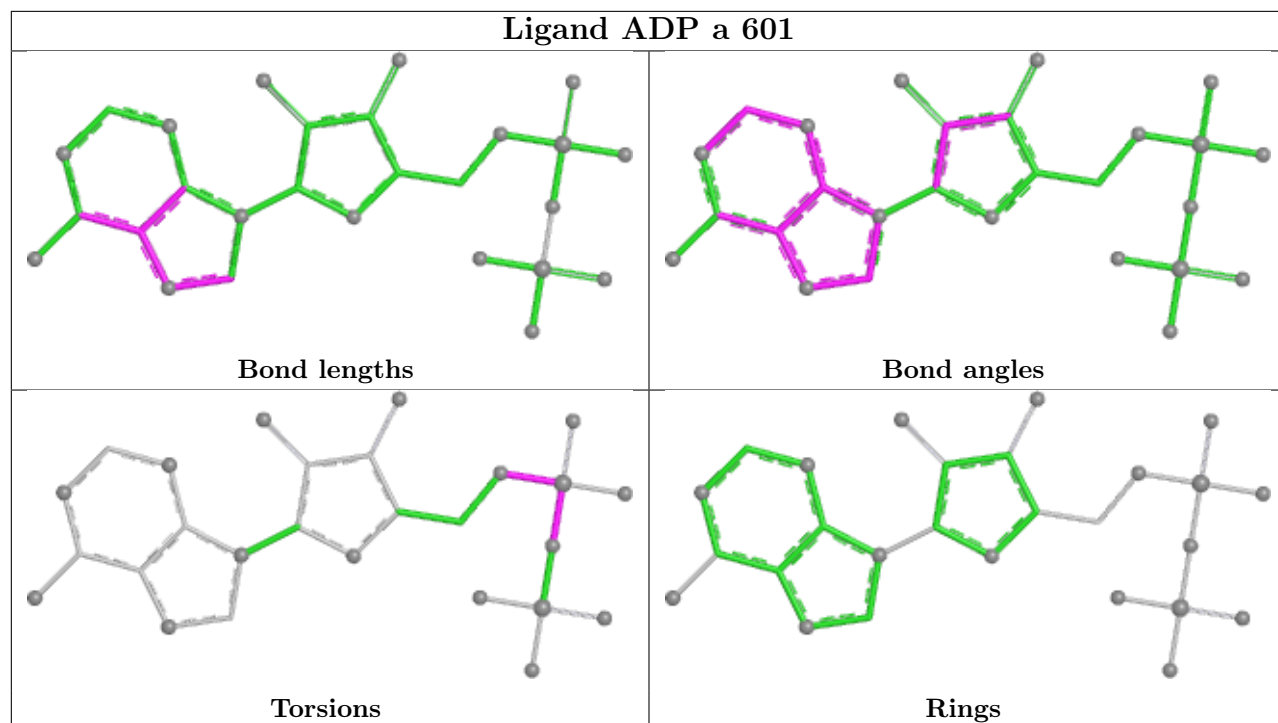


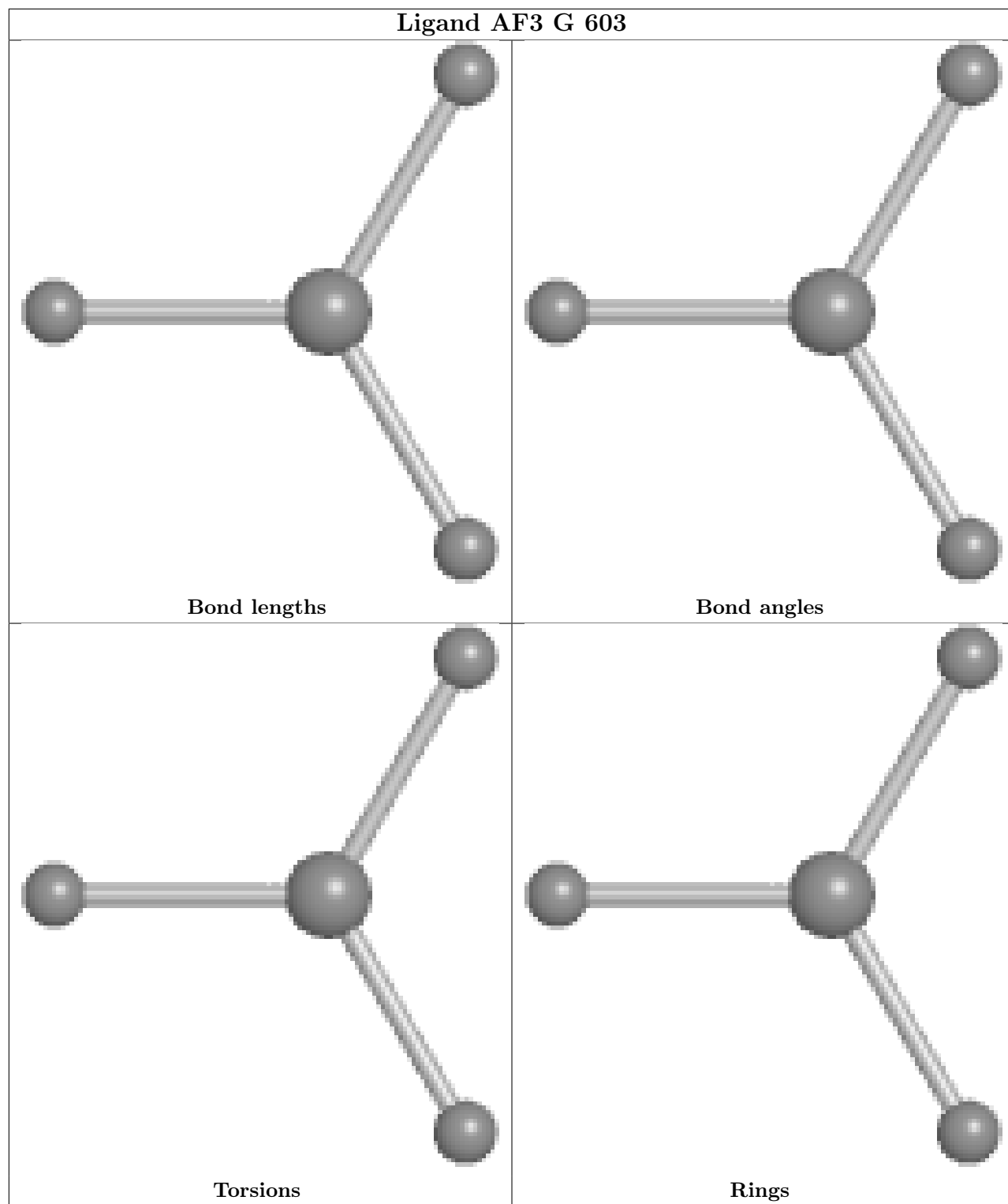


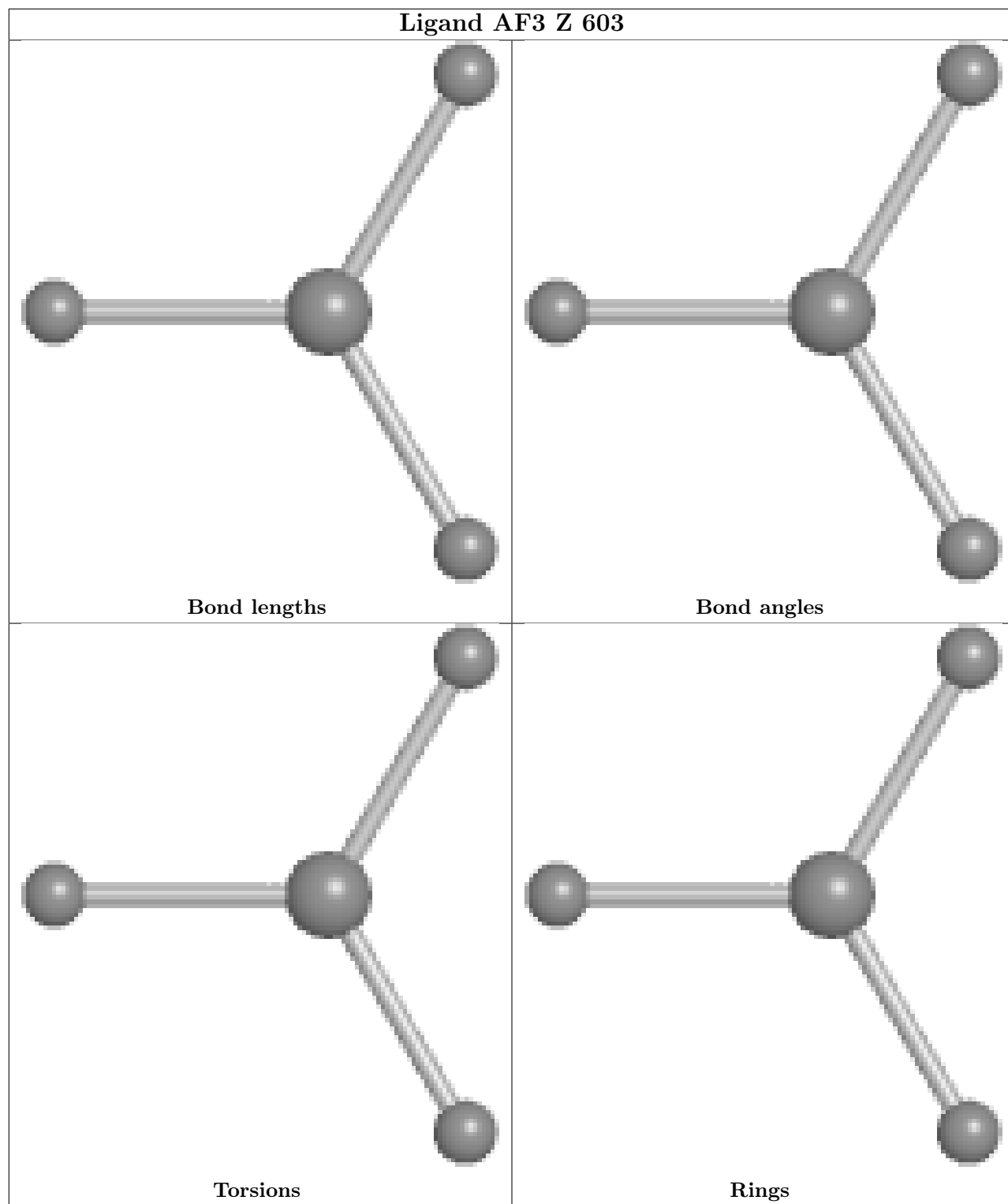


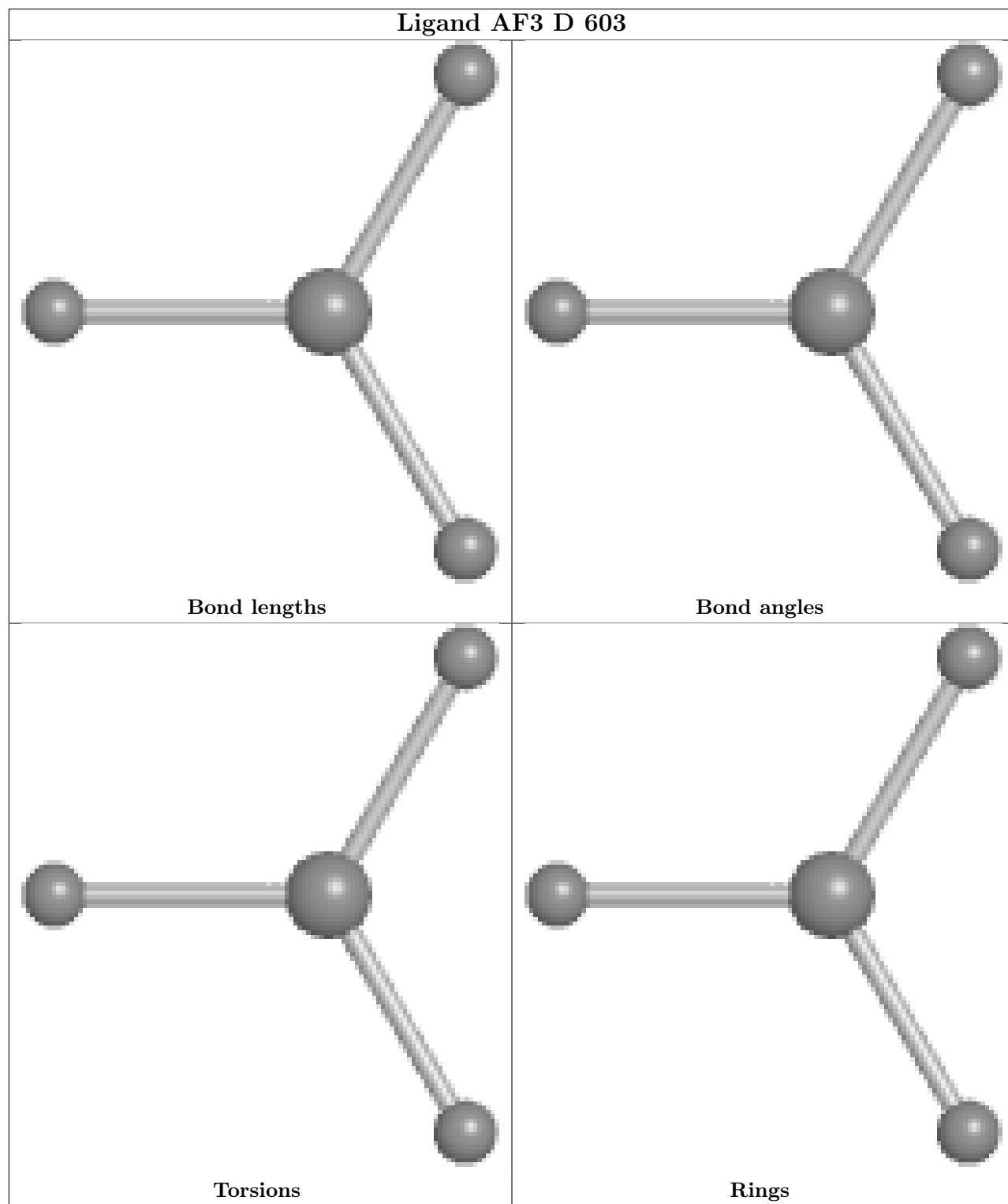


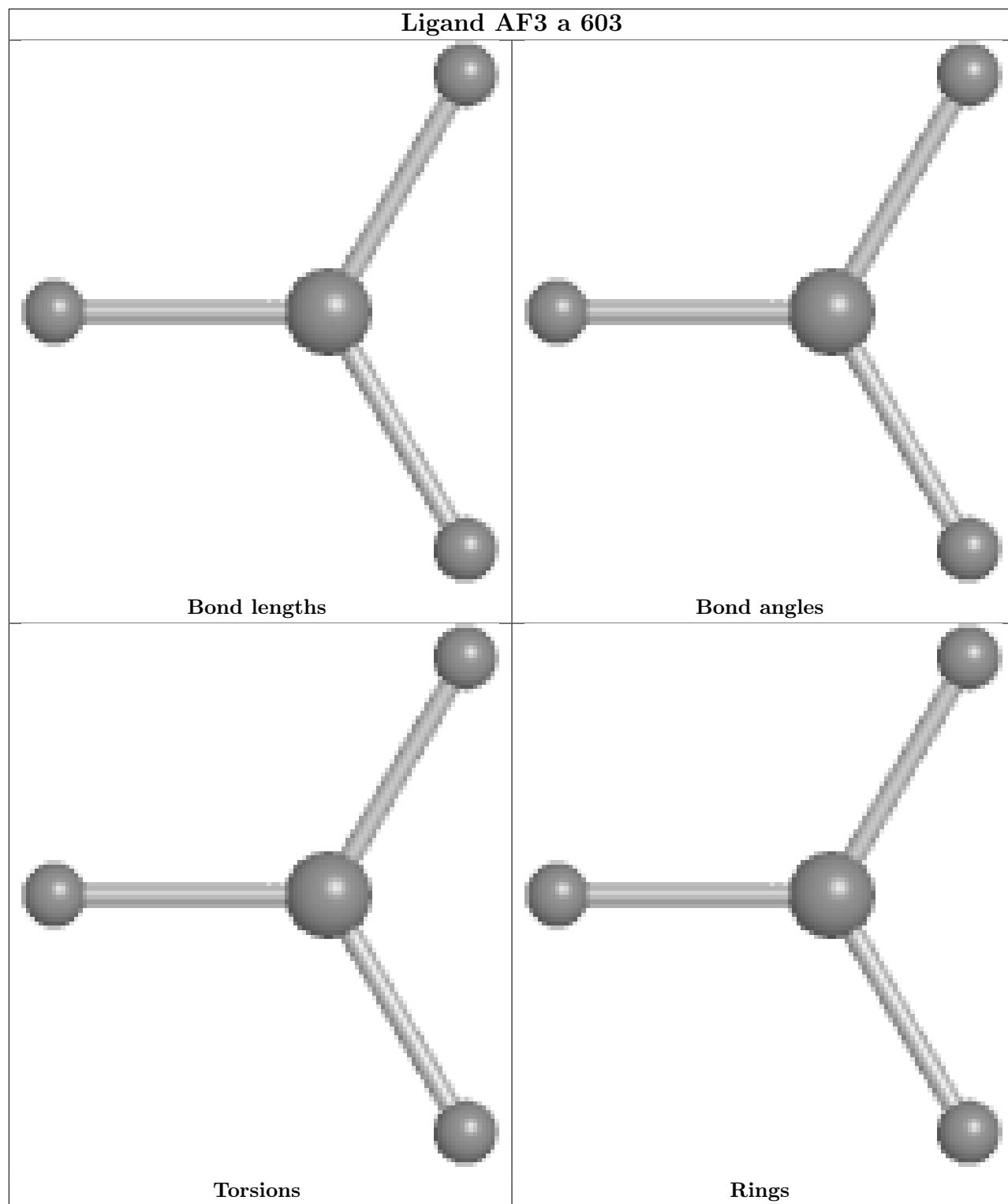


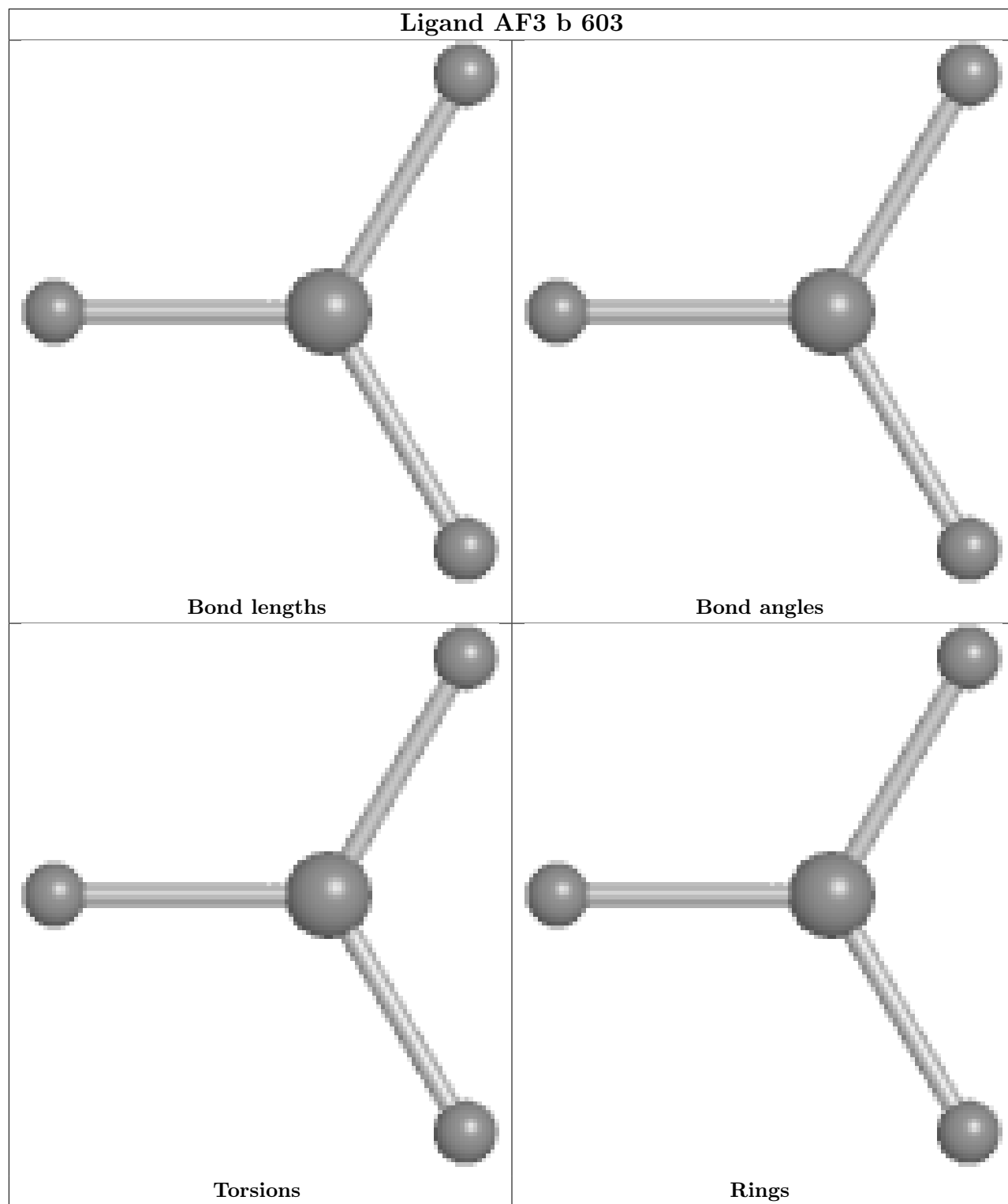


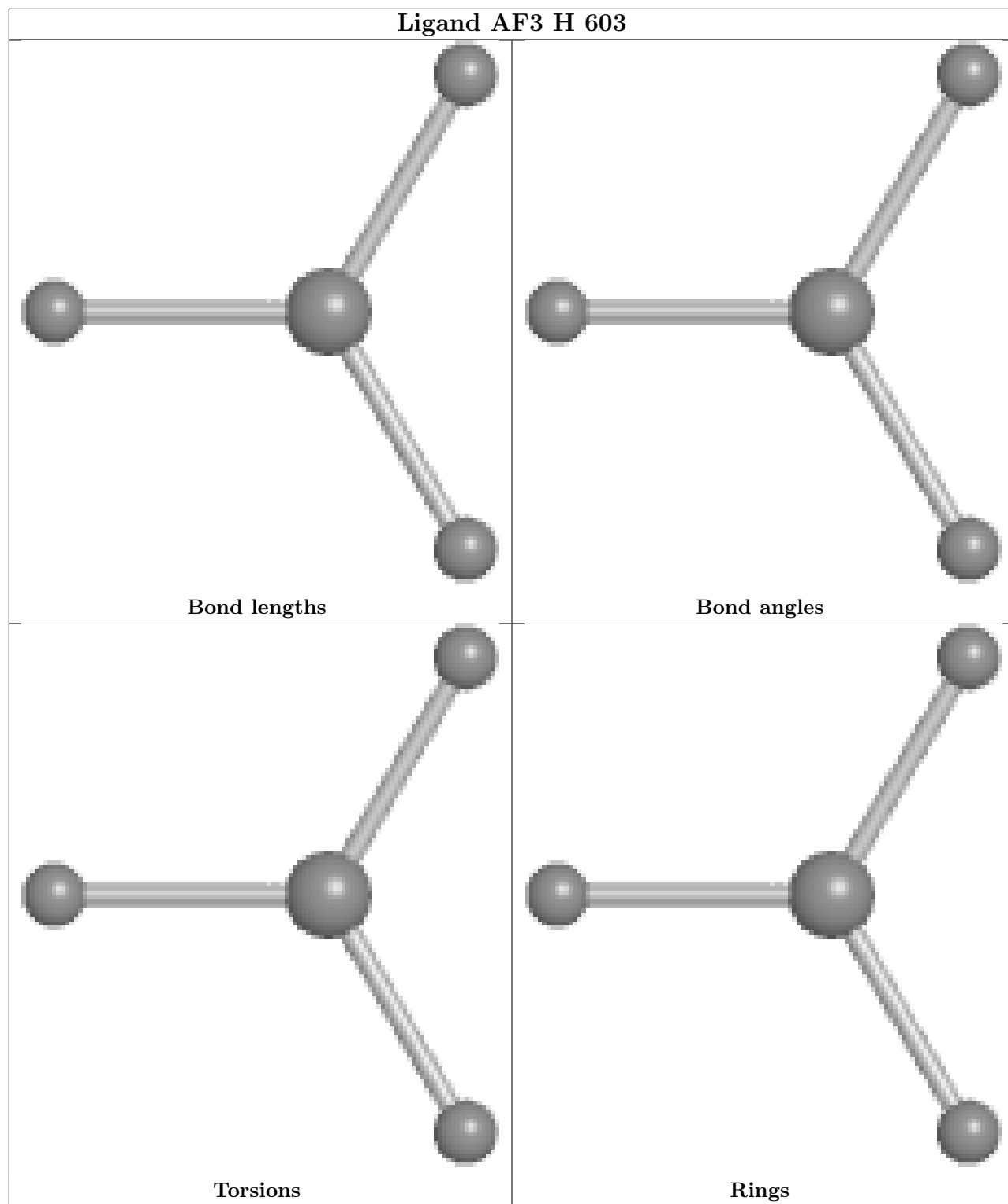




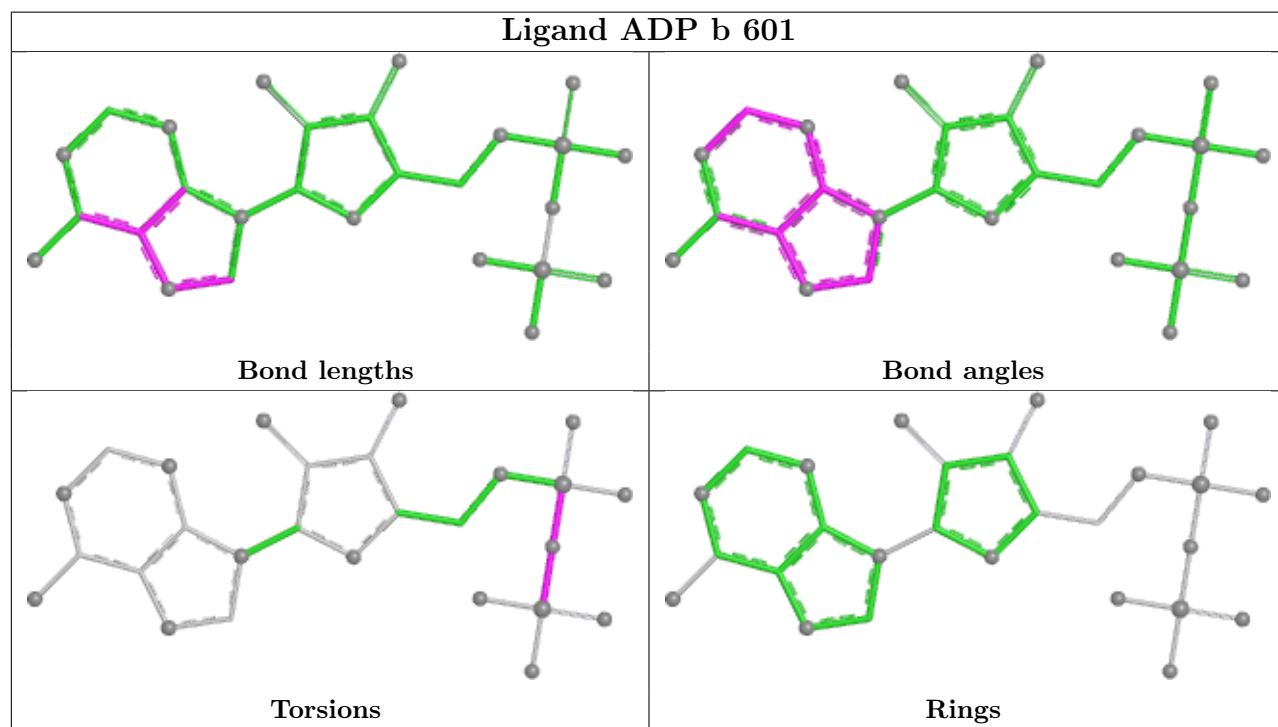
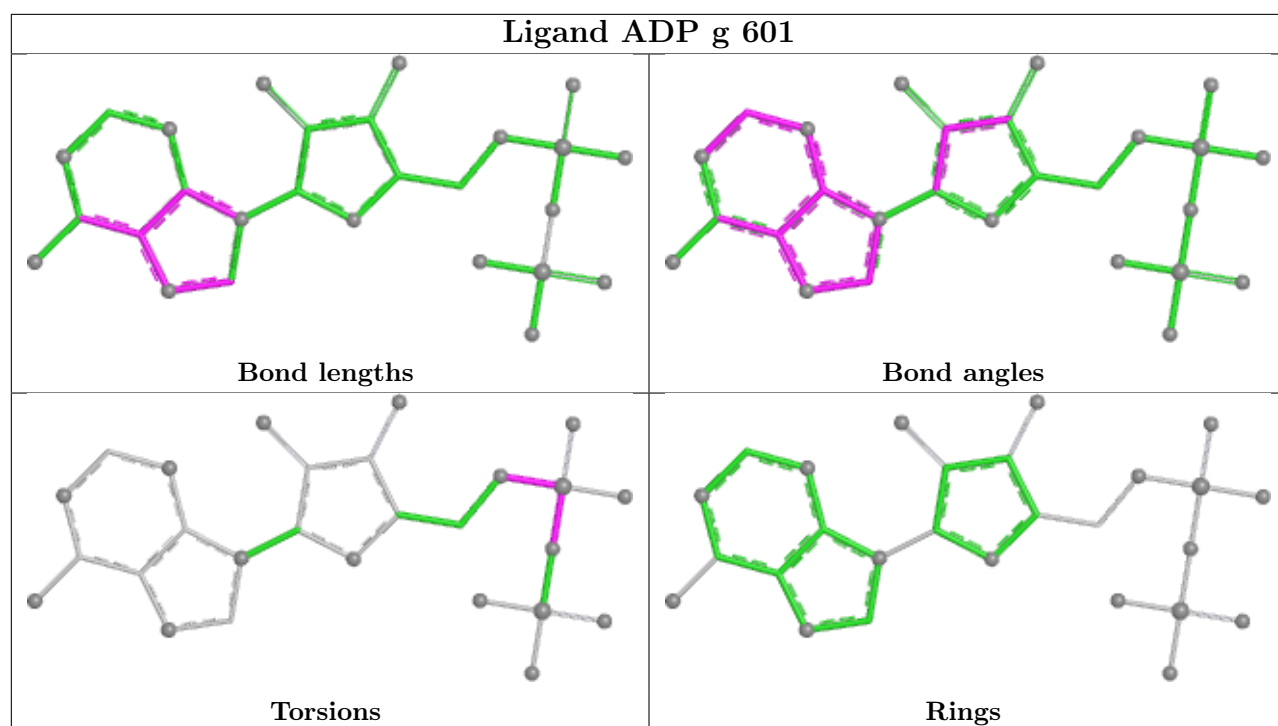


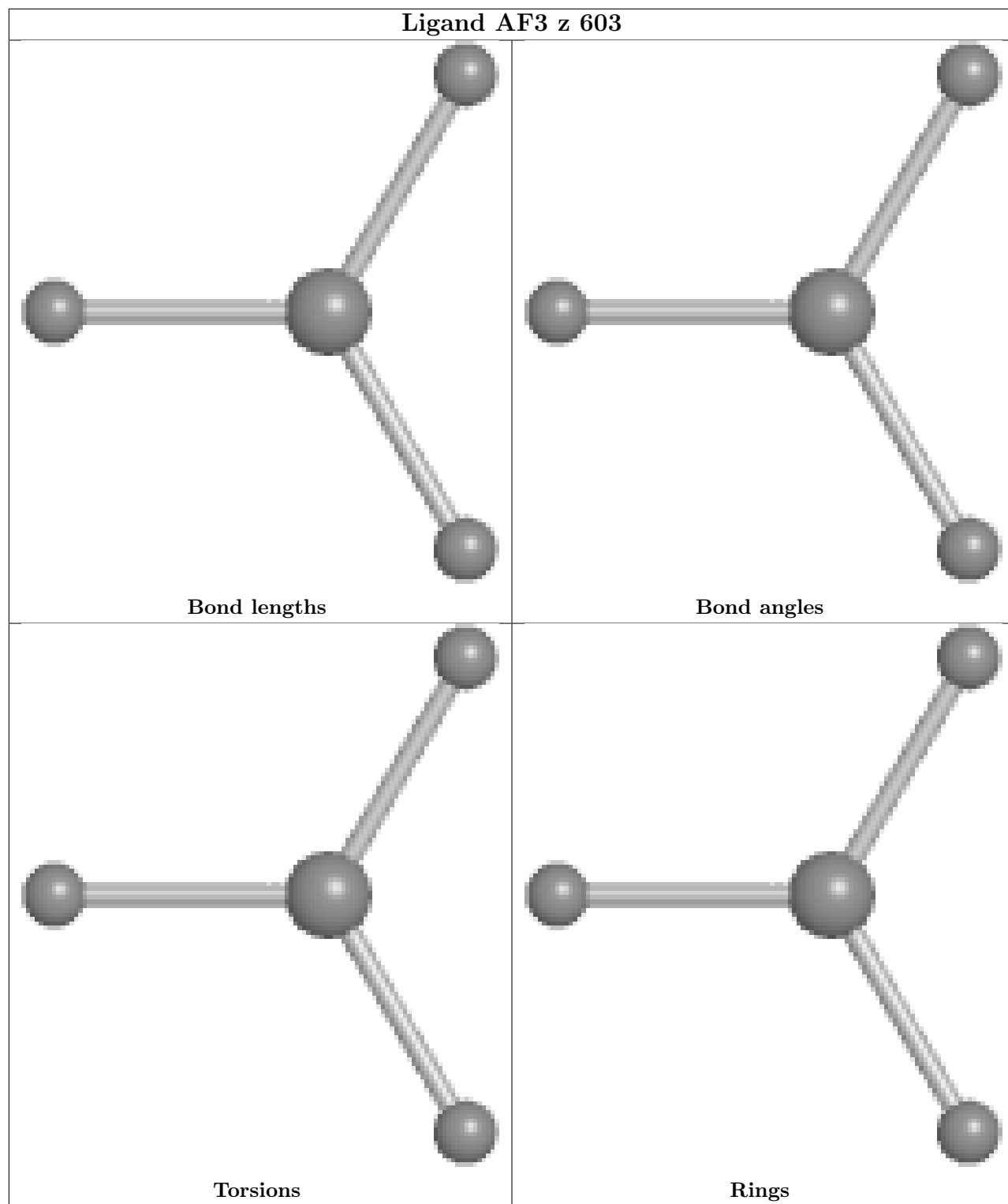


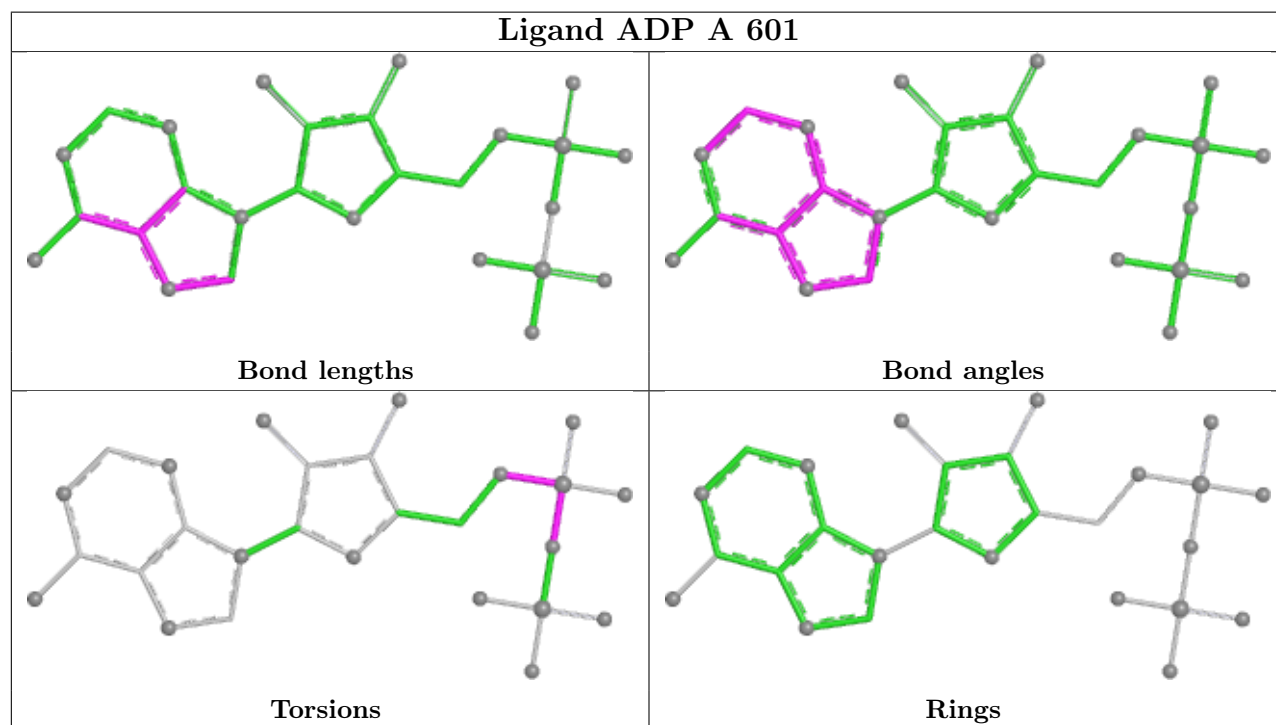
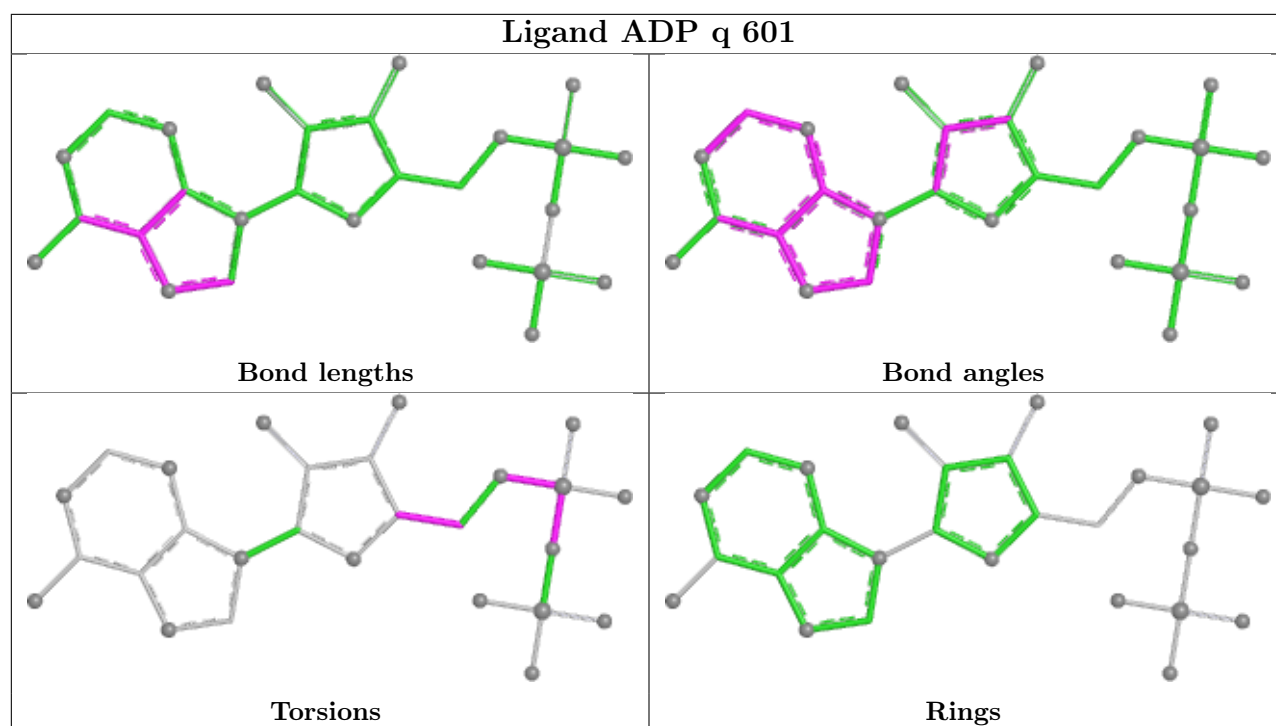


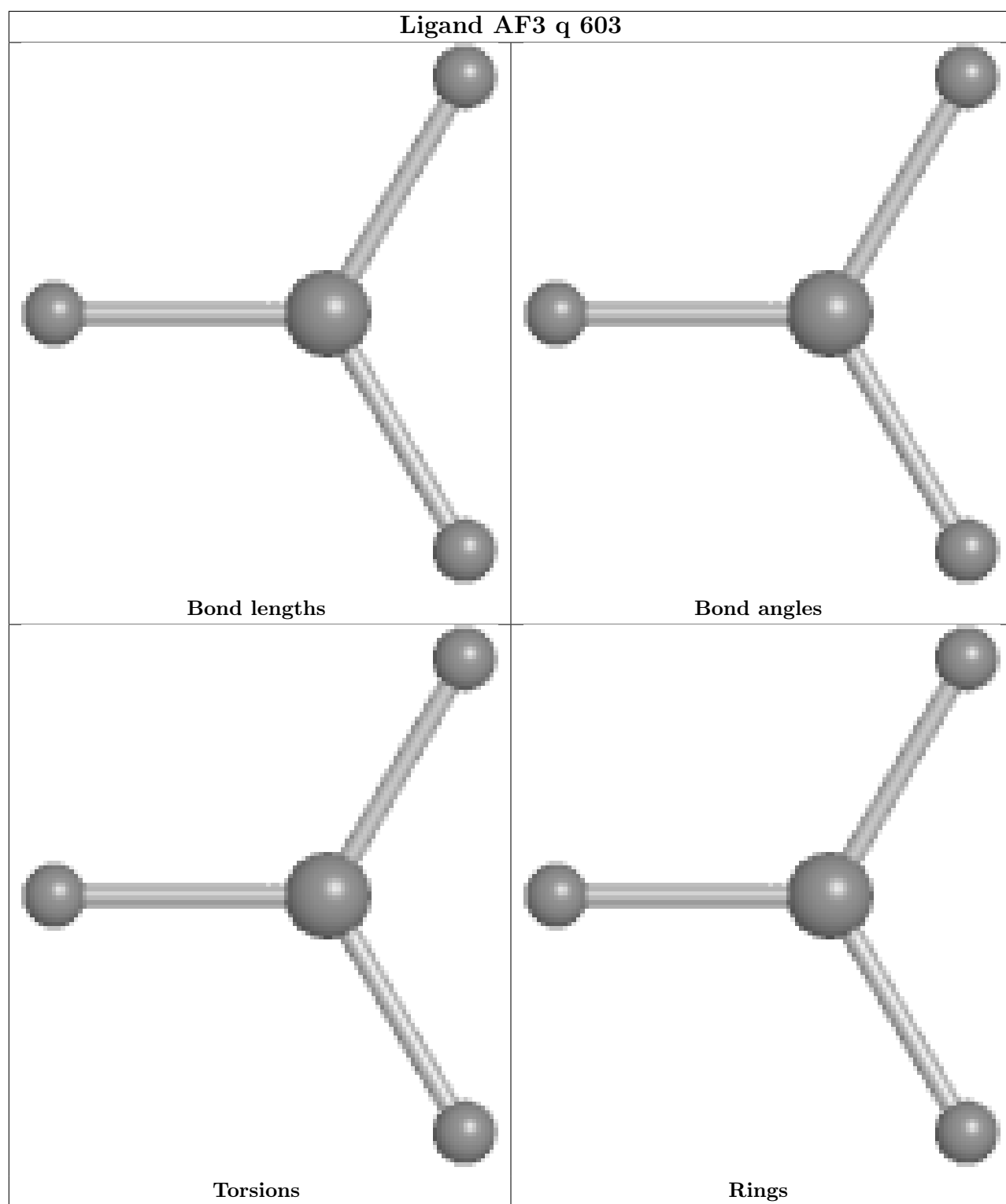


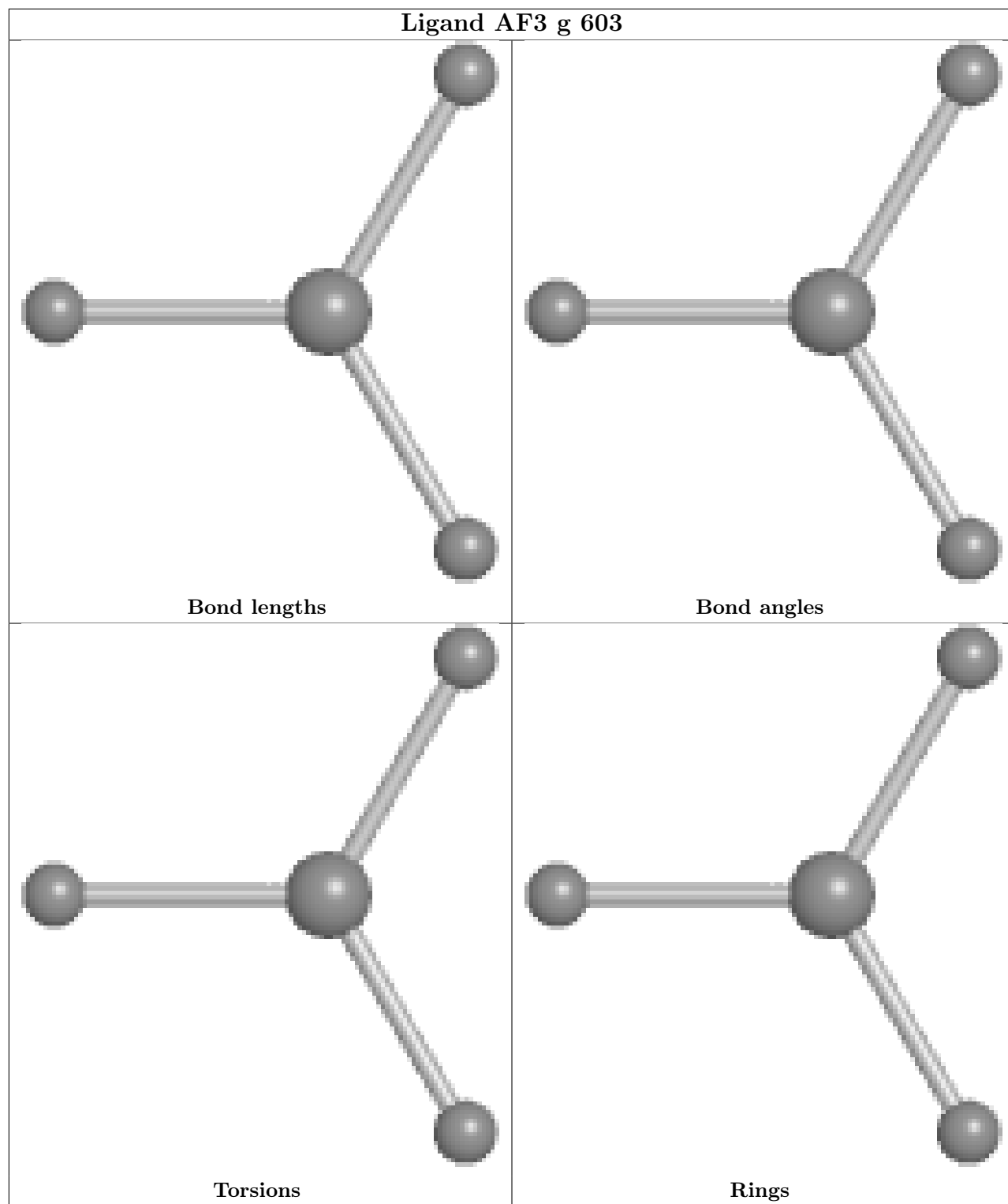


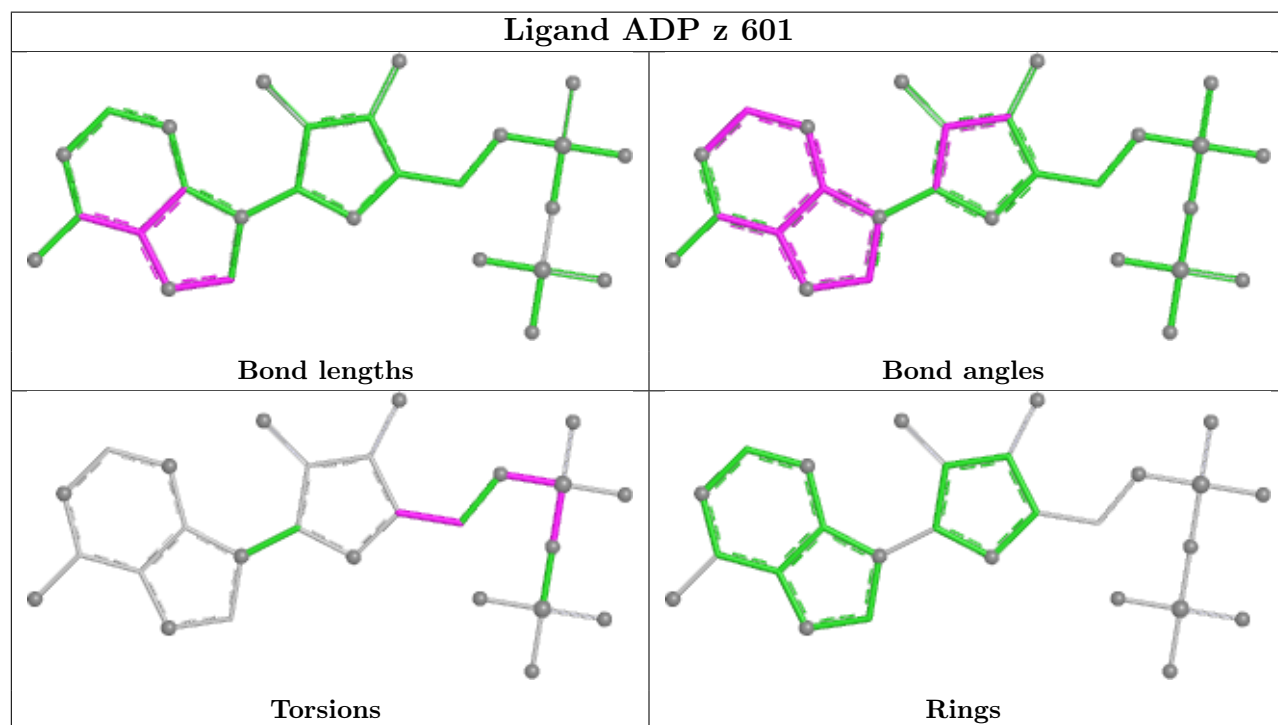
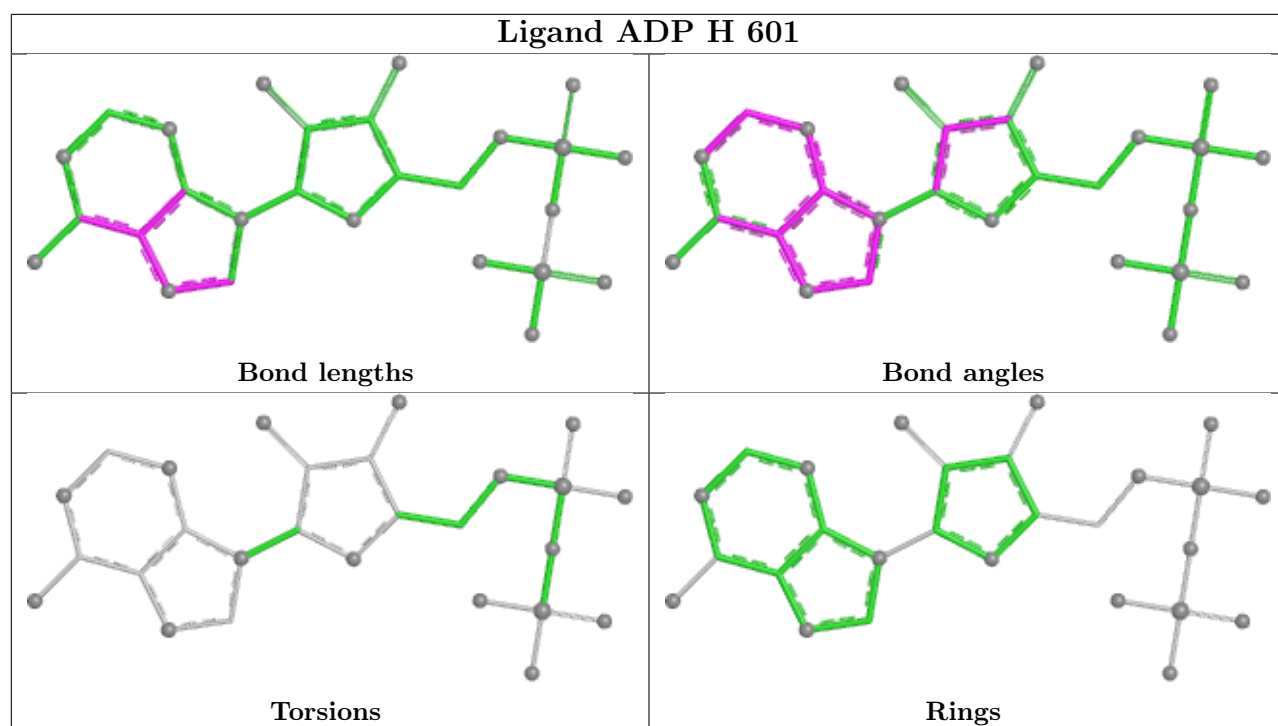


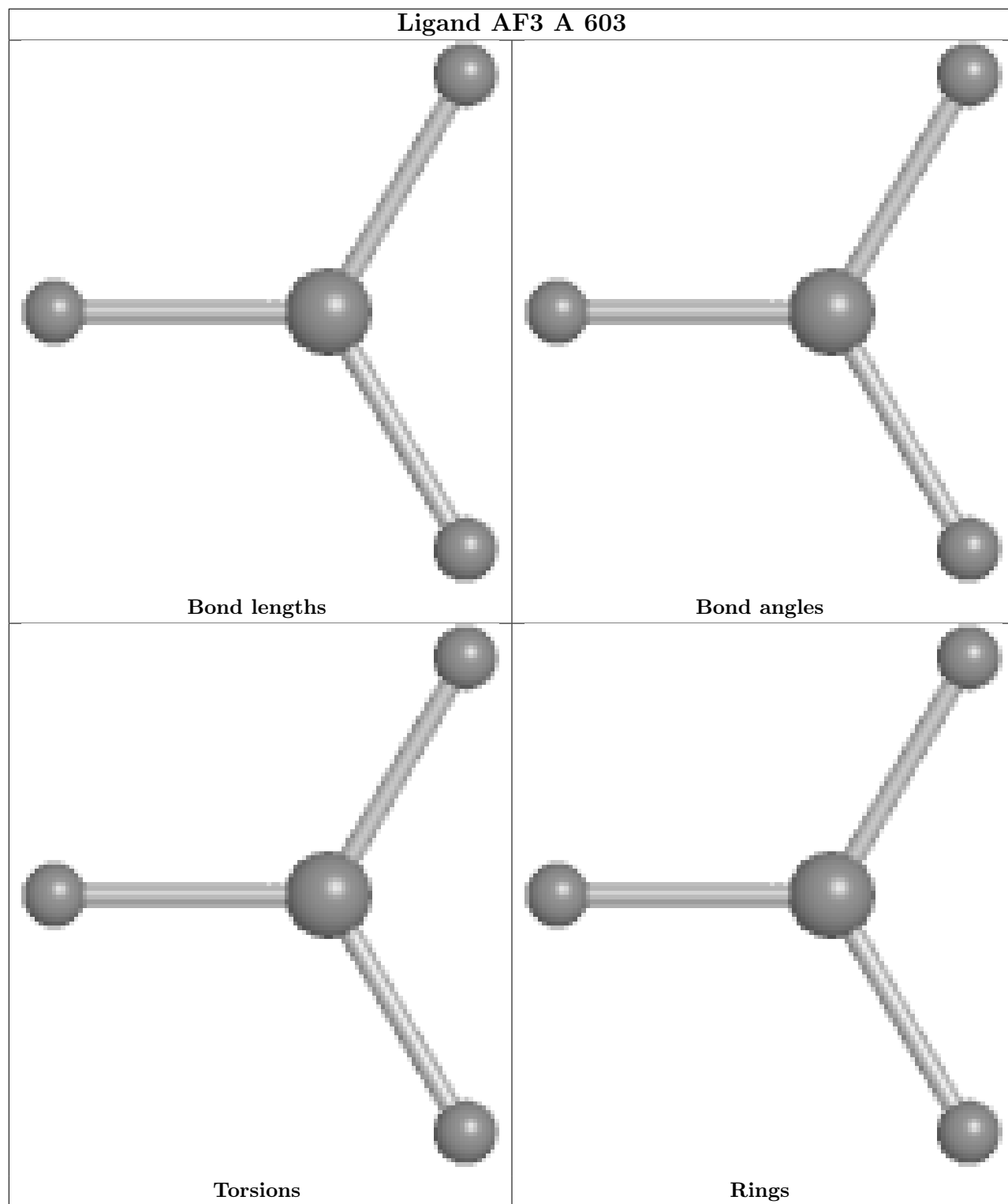


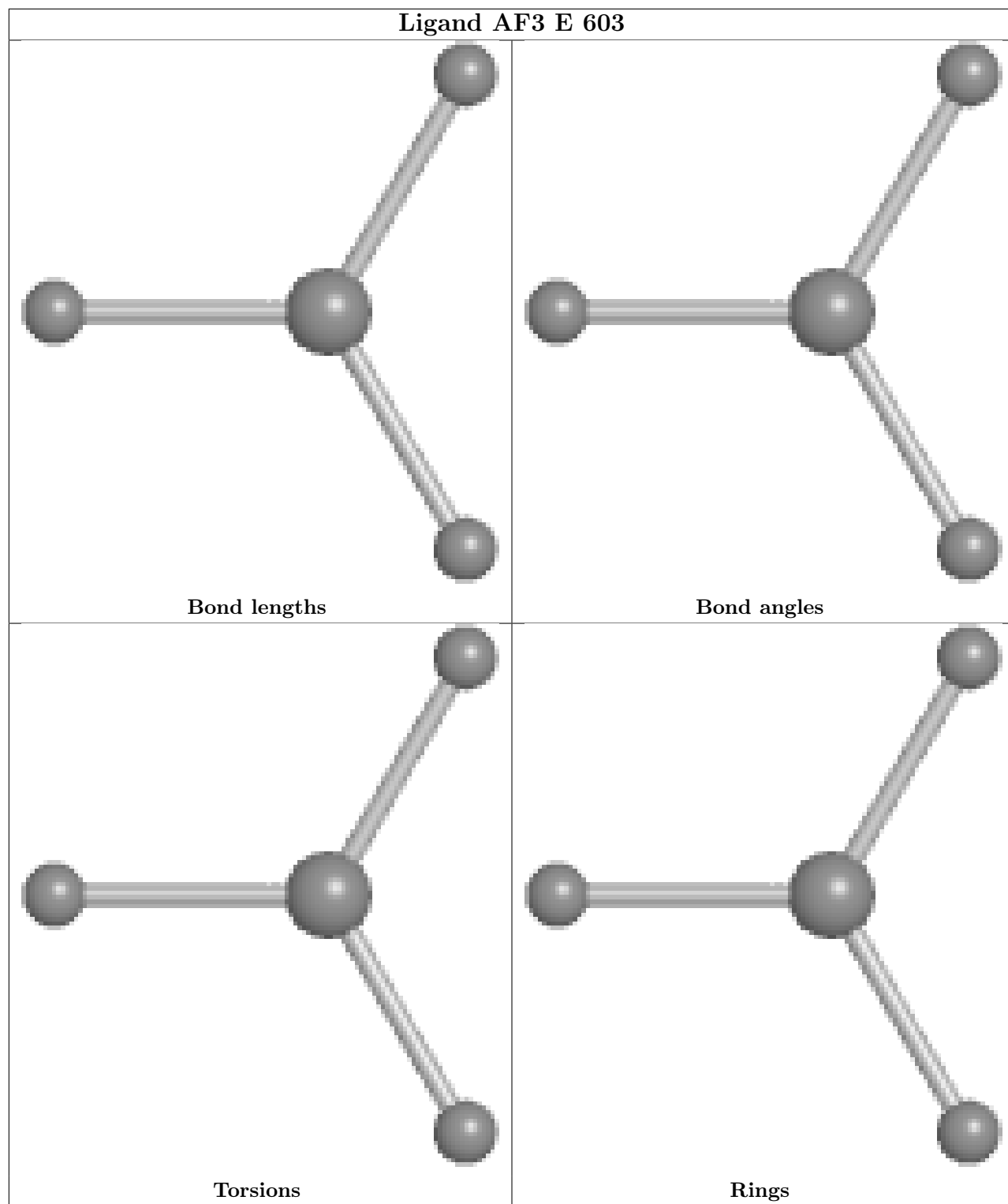




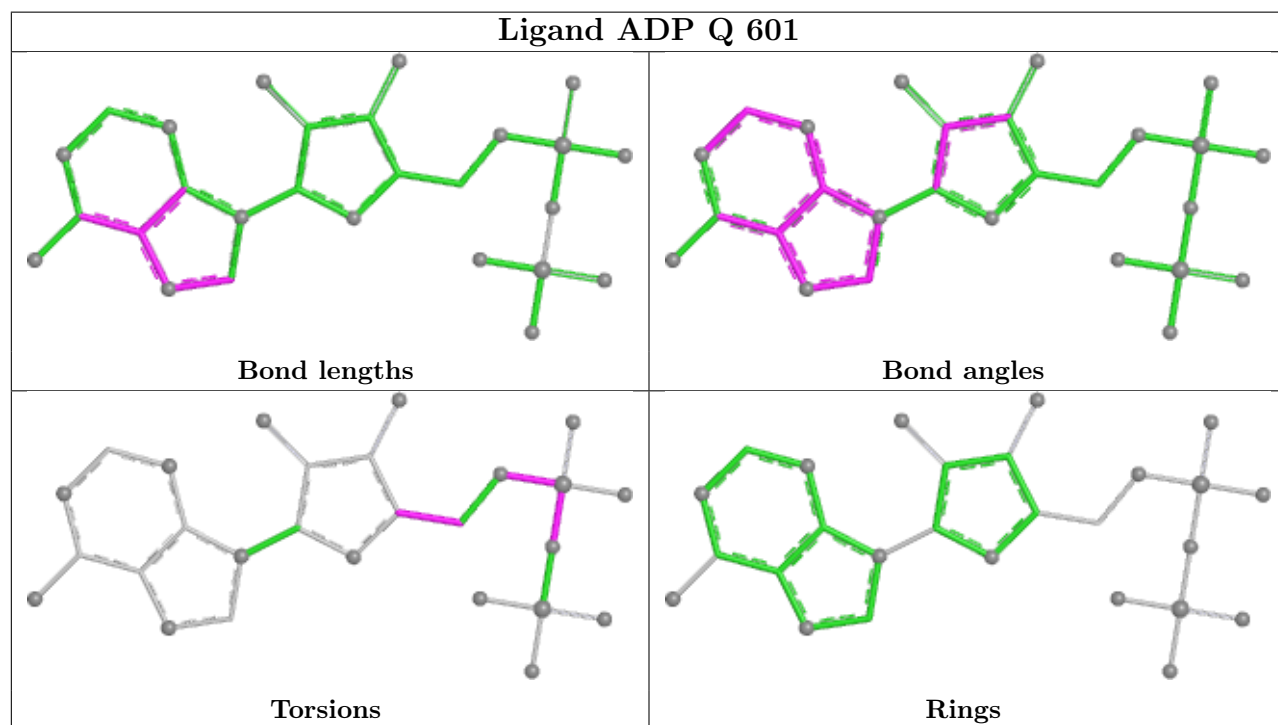
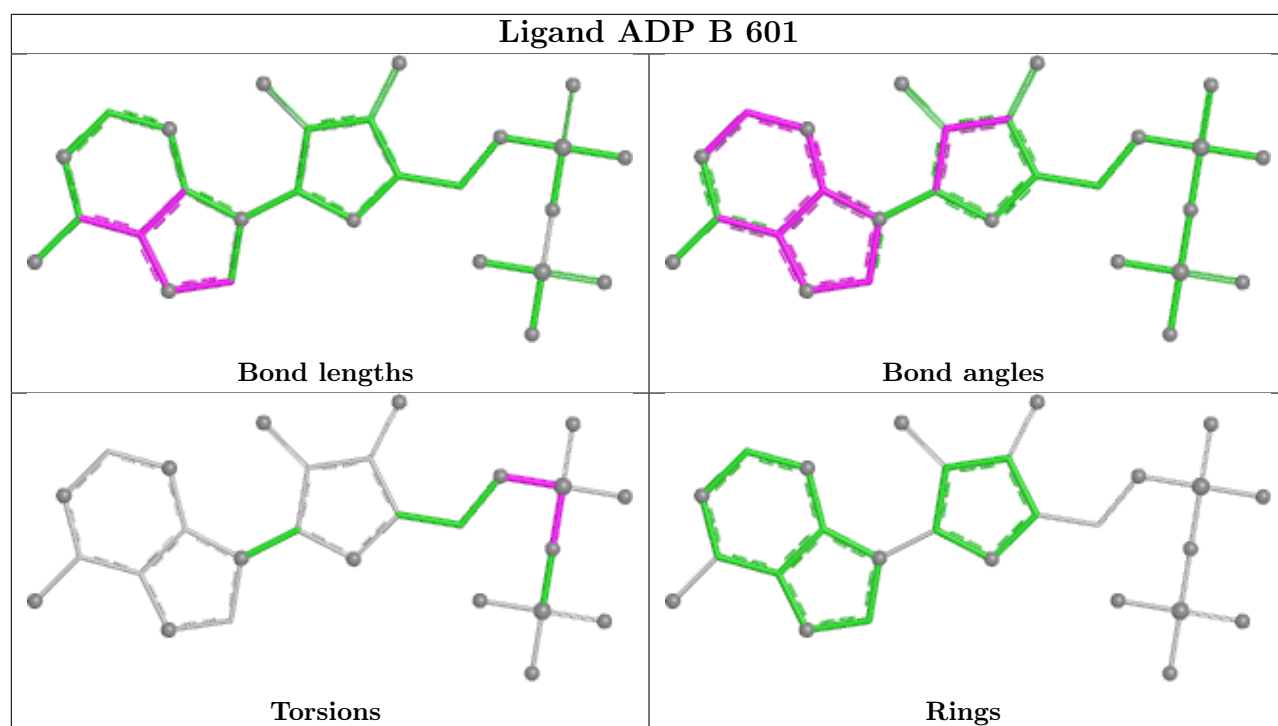


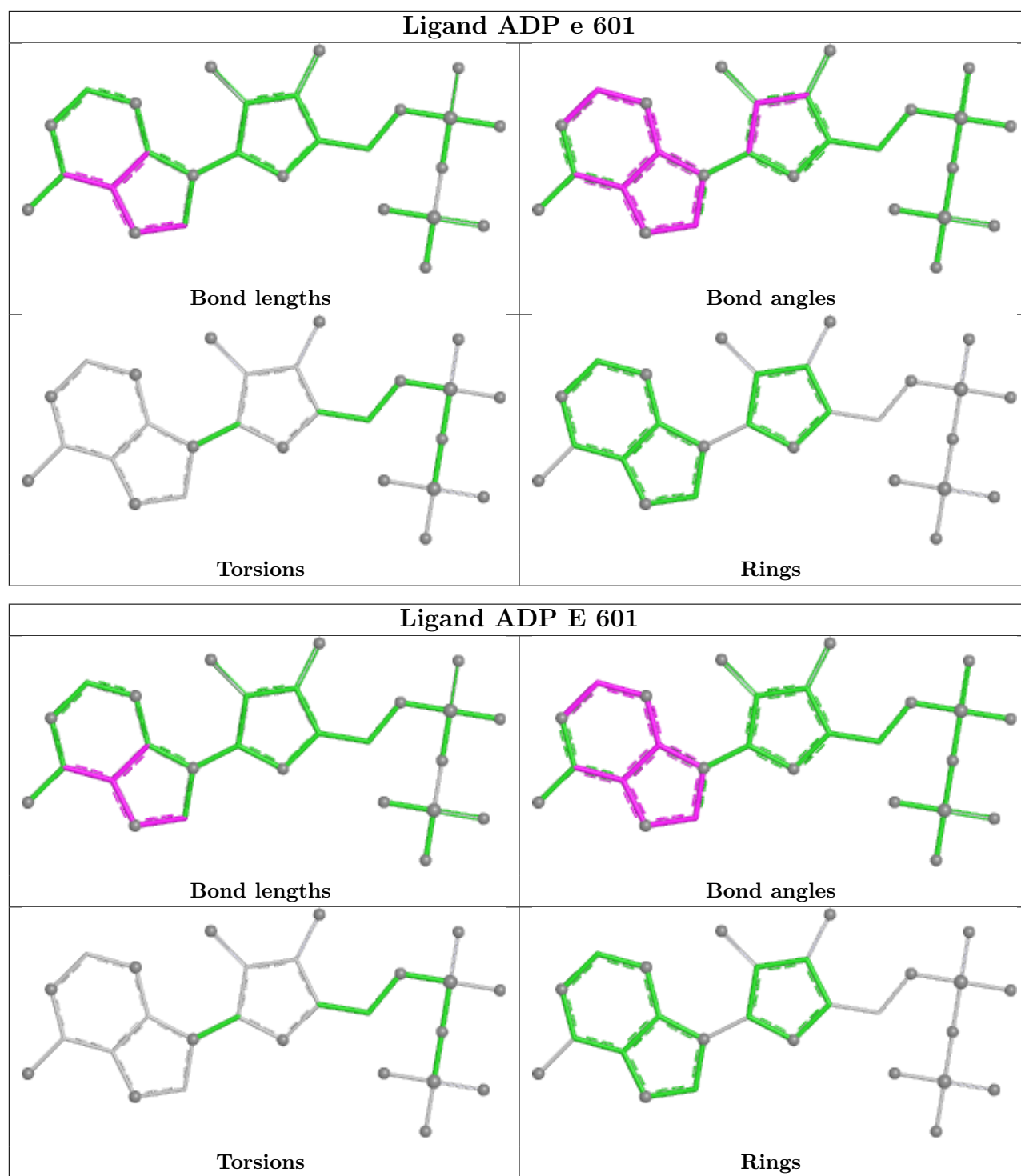












## 5.7 Other polymers [i](#)

There are no such residues in this entry.

## 5.8 Polymer linkage issues ⓘ

There are no chain breaks in this entry.

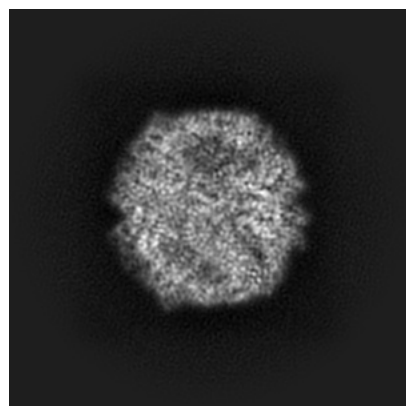
## 6 Map visualisation [i](#)

This section contains visualisations of the EMDB entry EMD-49597. These allow visual inspection of the internal detail of the map and identification of artifacts.

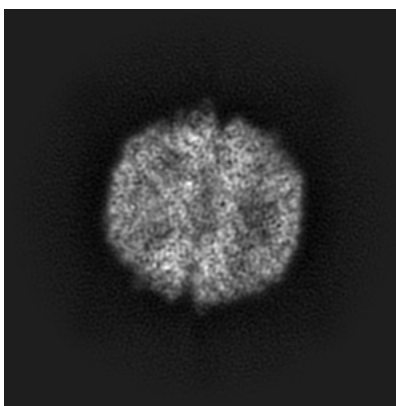
Images derived from a raw map, generated by summing the deposited half-maps, are presented below the corresponding image components of the primary map to allow further visual inspection and comparison with those of the primary map.

### 6.1 Orthogonal projections [i](#)

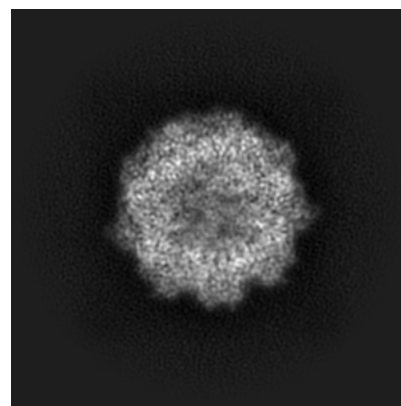
#### 6.1.1 Primary map



X

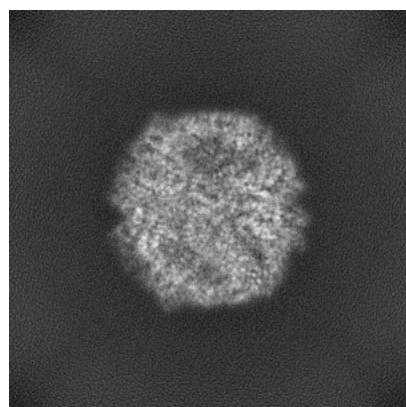


Y

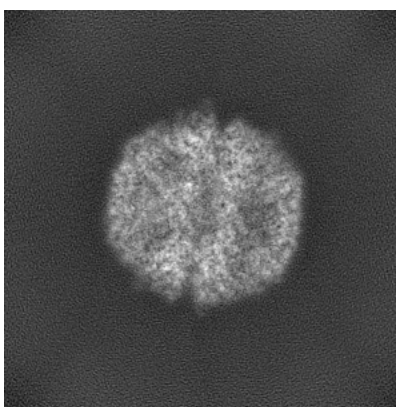


Z

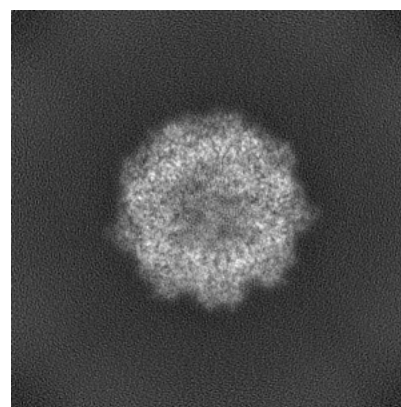
#### 6.1.2 Raw map



X



Y

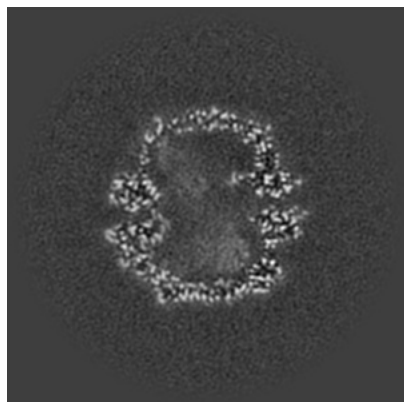


Z

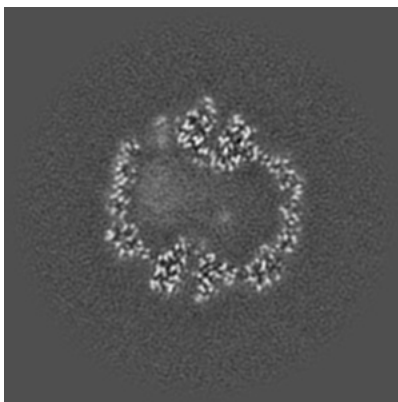
The images above show the map projected in three orthogonal directions.

## 6.2 Central slices [i](#)

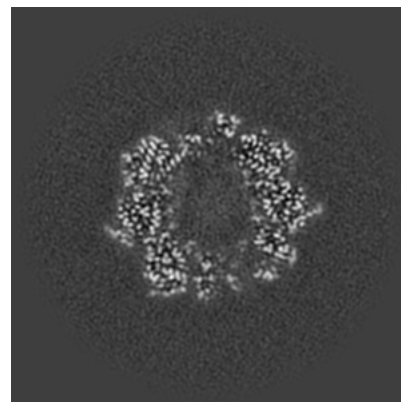
### 6.2.1 Primary map



X Index: 150

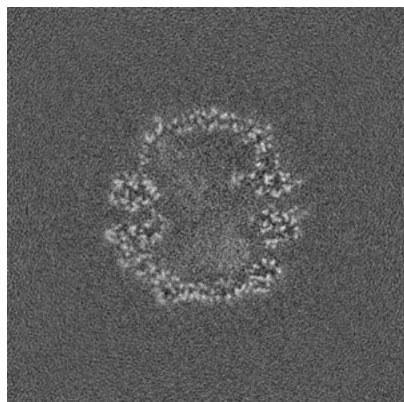


Y Index: 150

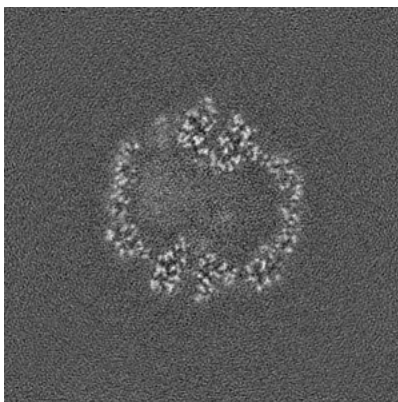


Z Index: 150

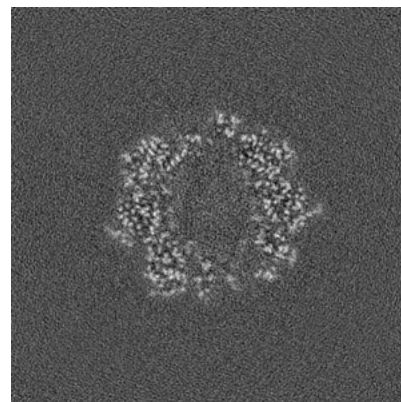
### 6.2.2 Raw map



X Index: 150



Y Index: 150

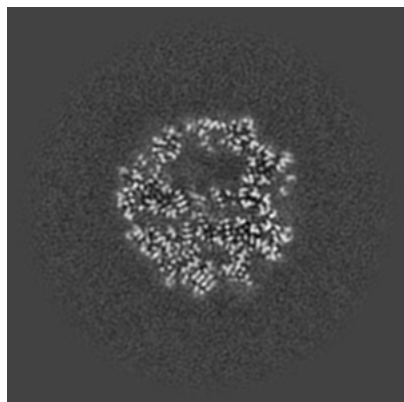


Z Index: 150

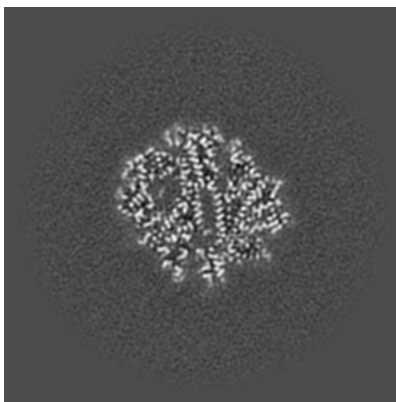
The images above show central slices of the map in three orthogonal directions.

## 6.3 Largest variance slices [i](#)

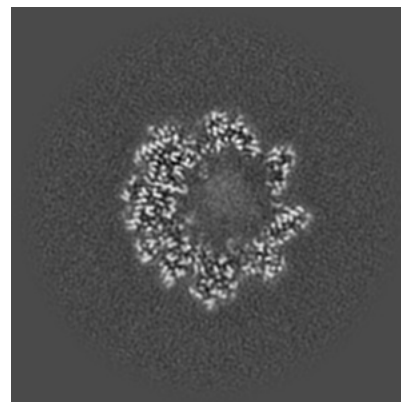
### 6.3.1 Primary map



X Index: 117

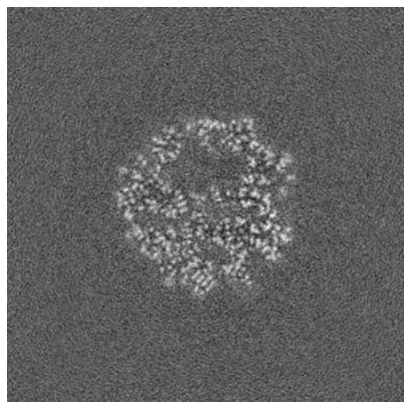


Y Index: 192

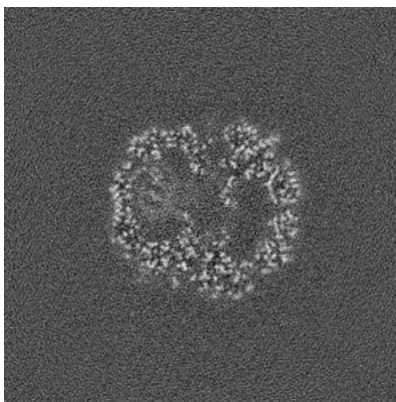


Z Index: 130

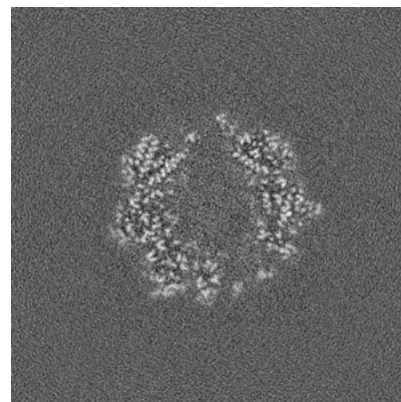
### 6.3.2 Raw map



X Index: 117



Y Index: 173



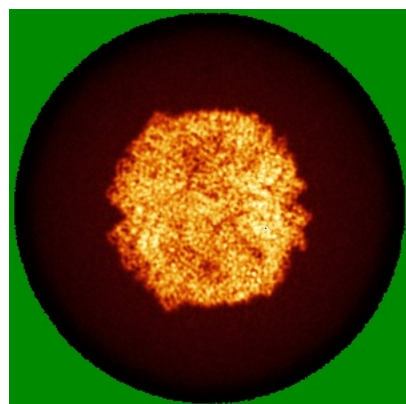
Z Index: 152

The images above show the largest variance slices of the map in three orthogonal directions.

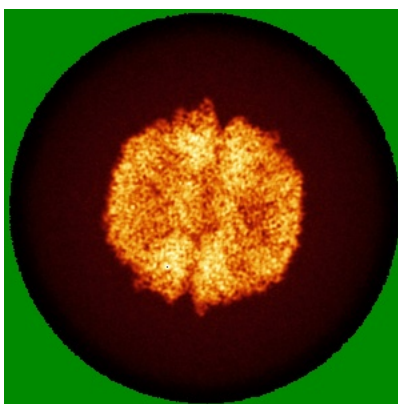


## 6.4 Orthogonal standard-deviation projections (False-color) [i](#)

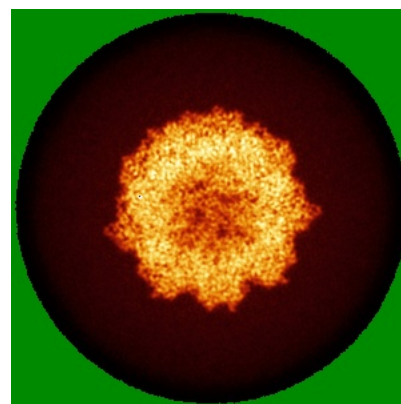
### 6.4.1 Primary map



X

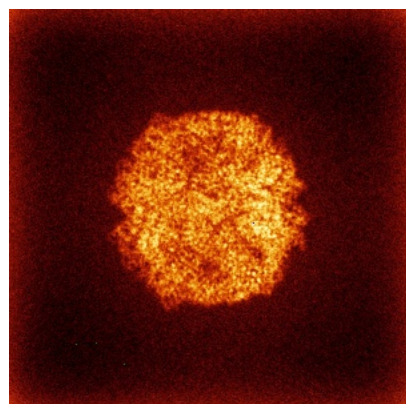


Y

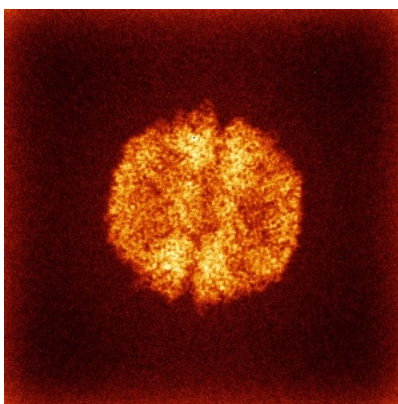


Z

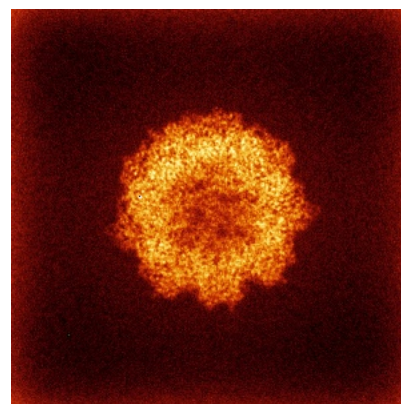
### 6.4.2 Raw map



X



Y



Z


The images above show the map standard deviation projections with false color in three orthogonal directions. Minimum values are shown in green, max in blue, and dark to light orange shades represent small to large values respectively.

## 6.5 Orthogonal surface views [i](#)

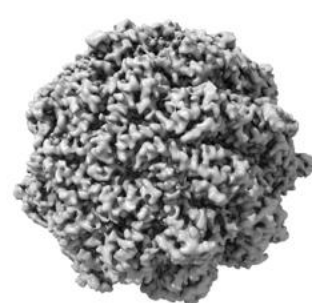
### 6.5.1 Primary map



X



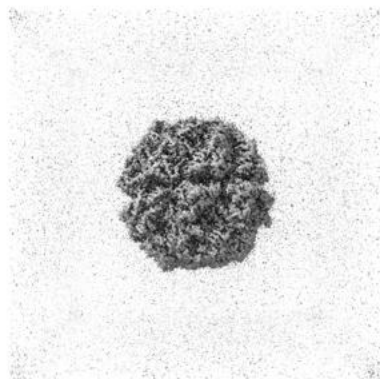
Y



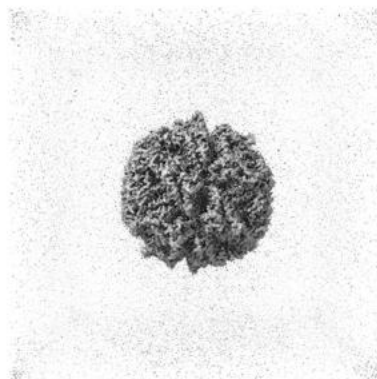
Z

The images above show the 3D surface view of the map at the recommended contour level 0.113. These images, in conjunction with the slice images, may facilitate assessment of whether an appropriate contour level has been provided.

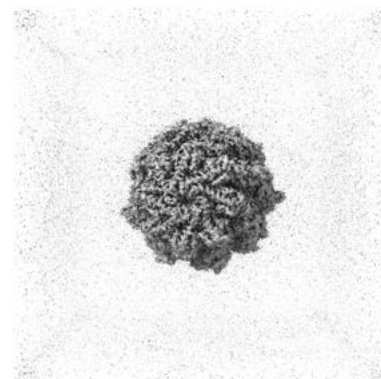
### 6.5.2 Raw map



X



Y



Z

These images show the 3D surface of the raw map. The raw map's contour level was selected so that its surface encloses the same volume as the primary map does at its recommended contour level.

## 6.6 Mask visualisation [i](#)

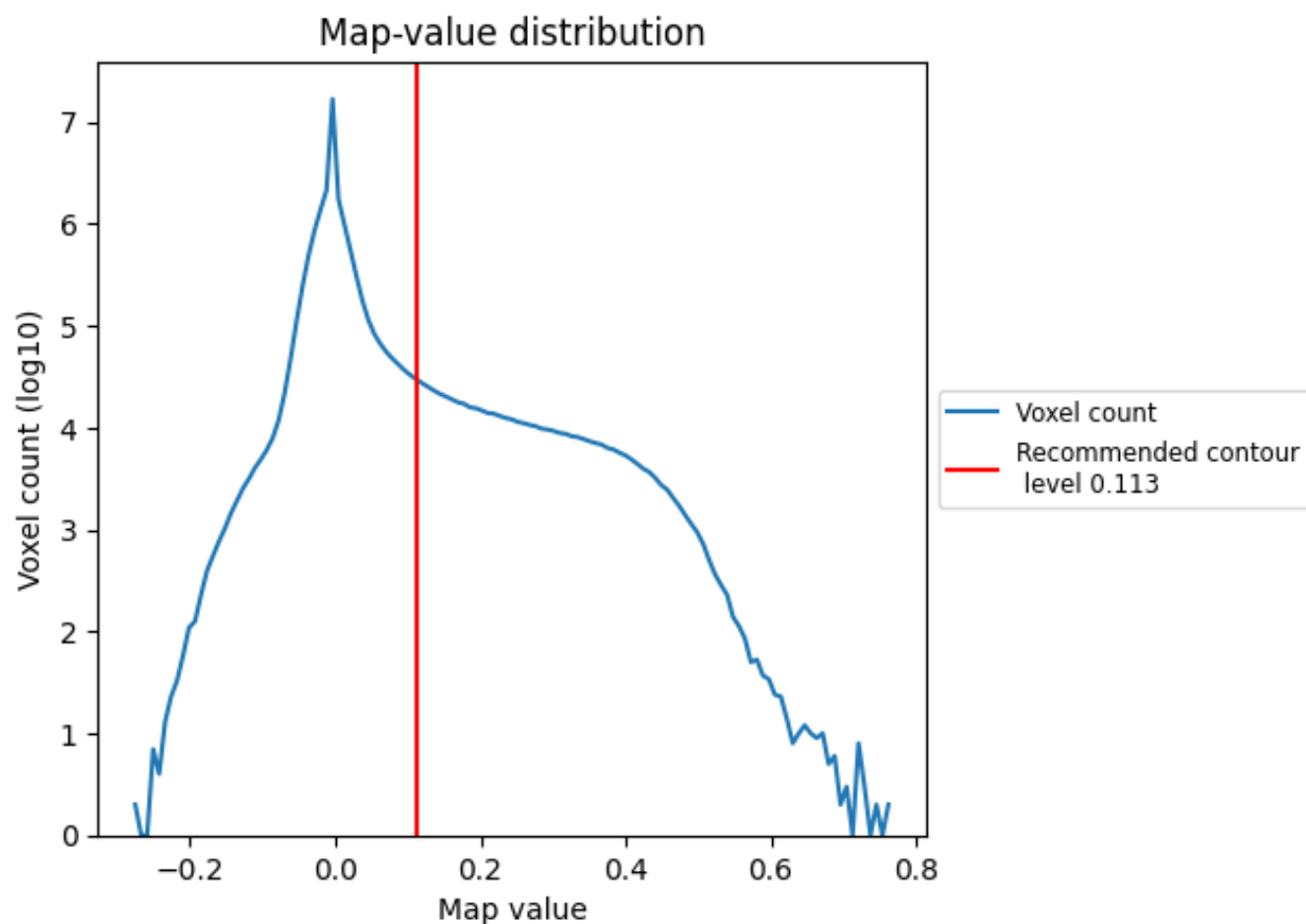
This section was not generated. No masks/segmentation were deposited.



## 7 Map analysis [i](#)

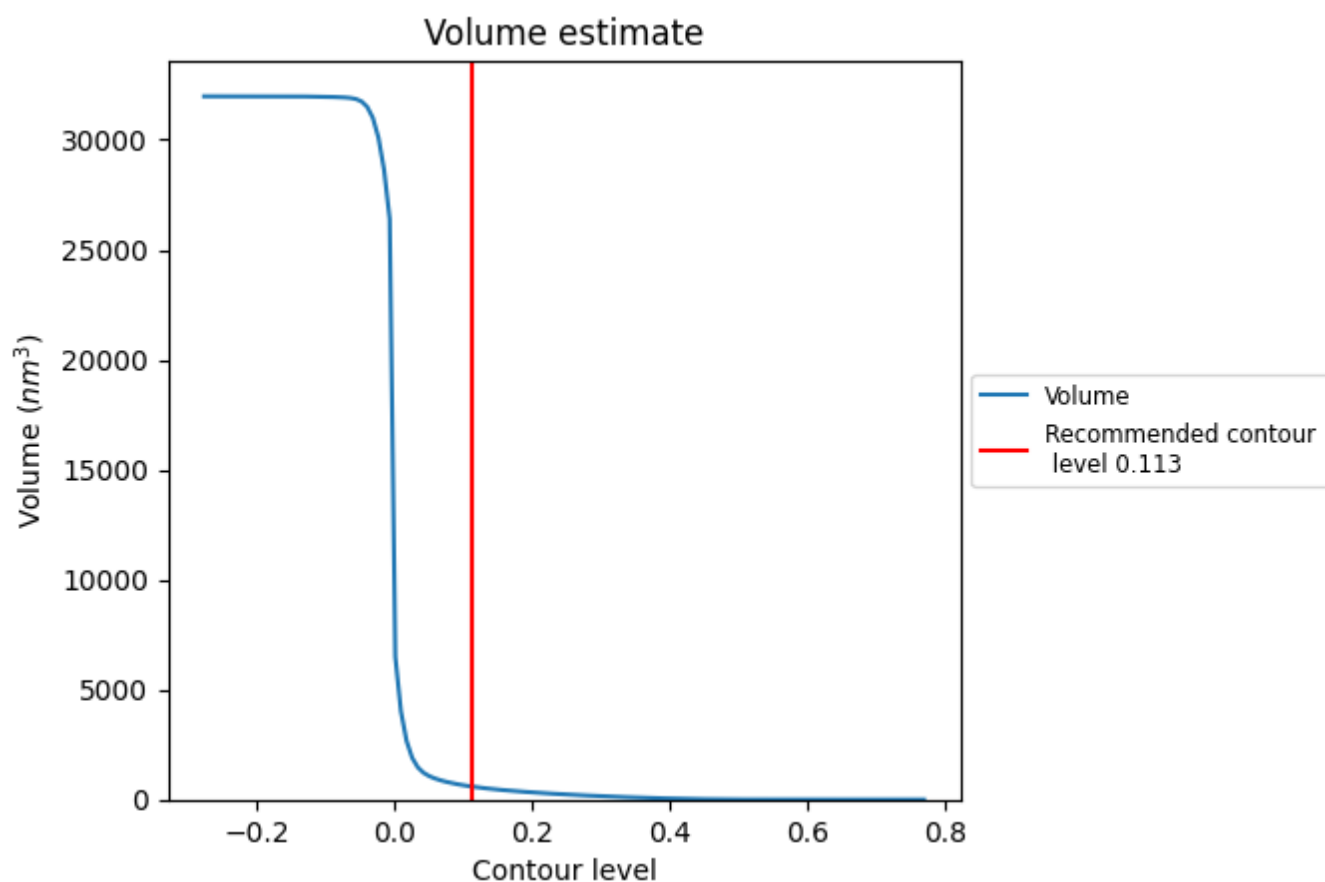
This section contains the results of statistical analysis of the map.

### 7.1 Map-value distribution [i](#)



The map-value distribution is plotted in 128 intervals along the x-axis. The y-axis is logarithmic. A spike in this graph at zero usually indicates that the volume has been masked.

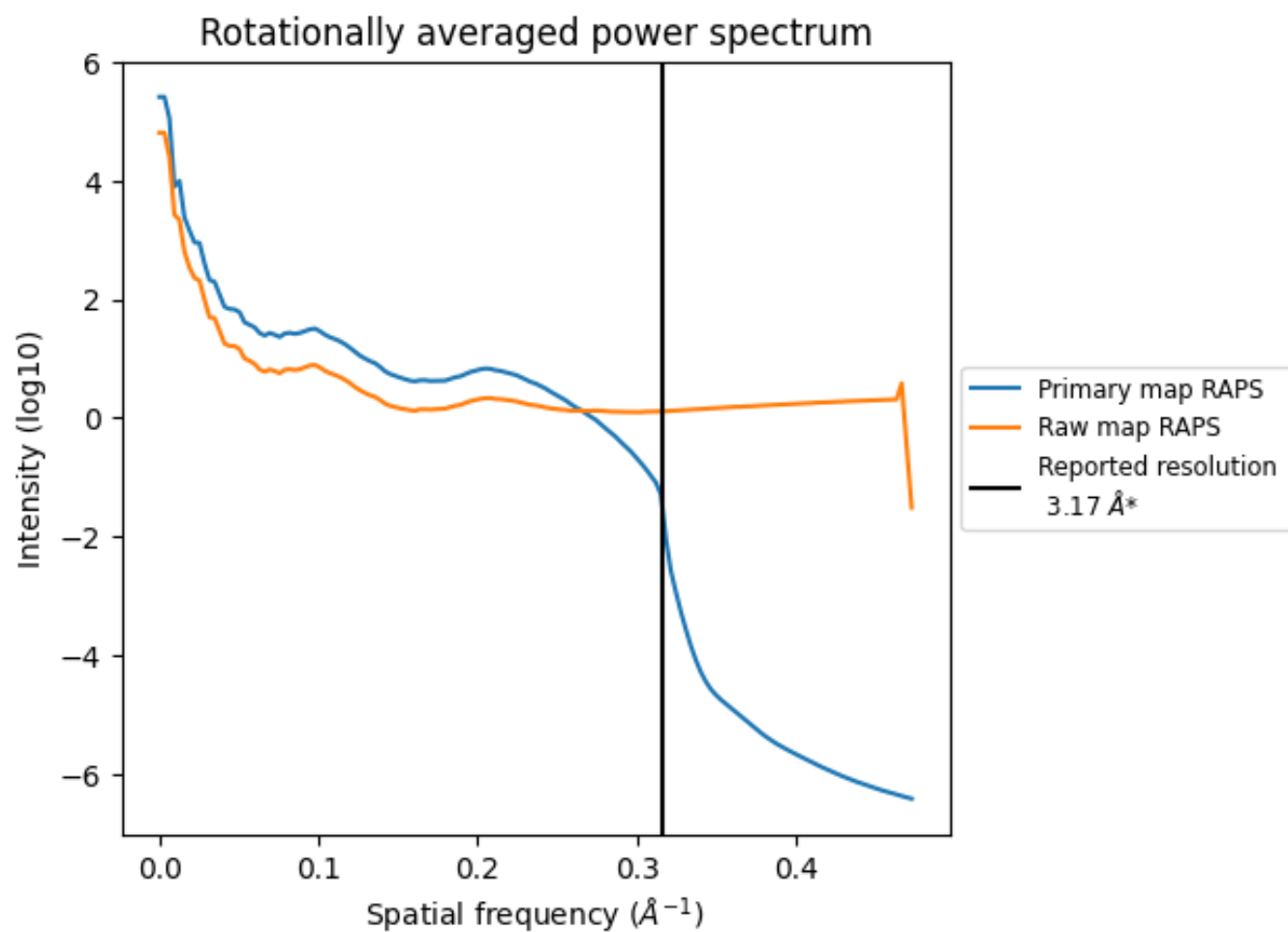
## 7.2 Volume estimate [i](#)



The volume at the recommended contour level is 594 nm<sup>3</sup>; this corresponds to an approximate mass of 536 kDa.

The volume estimate graph shows how the enclosed volume varies with the contour level. The recommended contour level is shown as a vertical line and the intersection between the line and the curve gives the volume of the enclosed surface at the given level.

### 7.3 Rotationally averaged power spectrum ⓘ

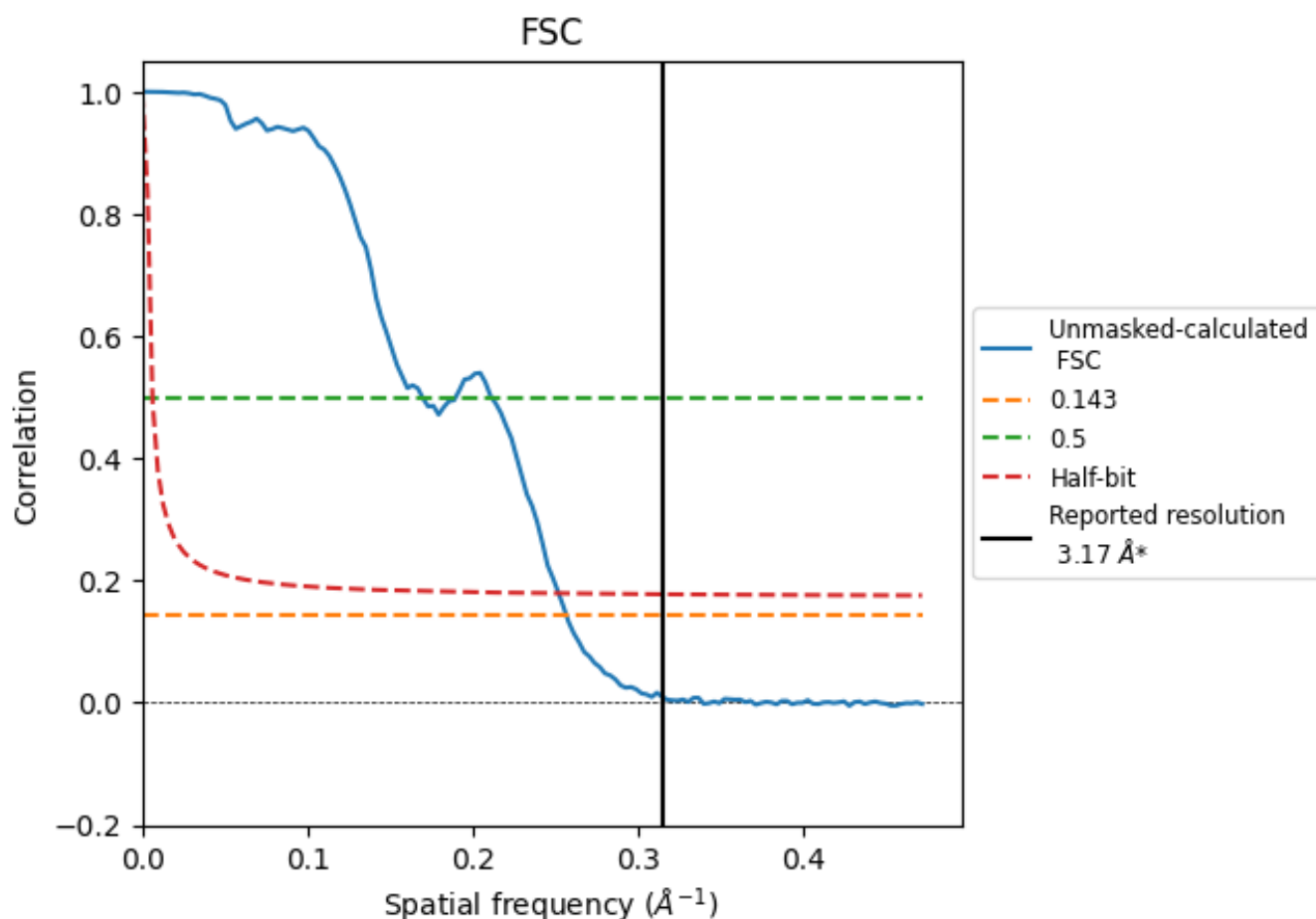


\*Reported resolution corresponds to spatial frequency of  $0.315 \text{ \AA}^{-1}$

## 8 Fourier-Shell correlation [i](#)

Fourier-Shell Correlation (FSC) is the most commonly used method to estimate the resolution of single-particle and subtomogram-averaged maps. The shape of the curve depends on the imposed symmetry, mask and whether or not the two 3D reconstructions used were processed from a common reference. The reported resolution is shown as a black line. A curve is displayed for the half-bit criterion in addition to lines showing the 0.143 gold standard cut-off and 0.5 cut-off.

### 8.1 FSC [i](#)



\*Reported resolution corresponds to spatial frequency of  $0.315 \text{ \AA}^{-1}$

## 8.2 Resolution estimates [i](#)

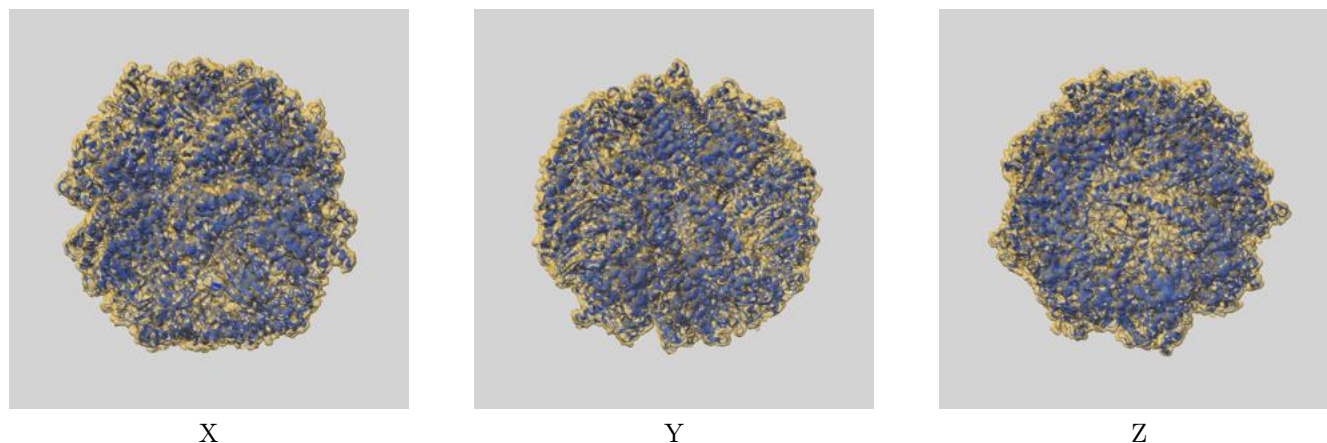
Resolution estimate (Å)	Estimation criterion (FSC cut-off)		
	0.143	0.5	Half-bit
Reported by author	3.17	-	-
Author-provided FSC curve	-	-	-
Unmasked-calculated*	3.89	5.89	3.96

\*Resolution estimate based on FSC curve calculated by comparison of deposited half-maps. The value from deposited half-maps intersecting FSC 0.143 CUT-OFF 3.89 differs from the reported value 3.17 by more than 10 %

## 9 Map-model fit [i](#)


This section contains information regarding the fit between EMDB map EMD-49597 and PDB model 9NOC. Per-residue inclusion information can be found in section [3](#) on page [12](#).

### 9.1 Map-model overlay [i](#)



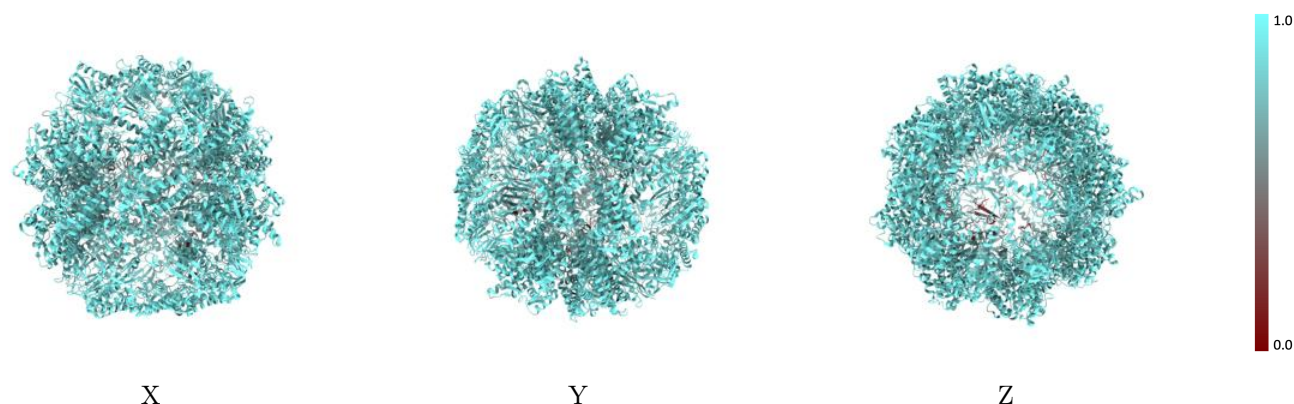
The images above show the 3D surface view of the map at the recommended contour level 0.113 at 50% transparency in yellow overlaid with a ribbon representation of the model coloured in blue. These images allow for the visual assessment of the quality of fit between the atomic model and the map.

## 9.2 Q-score mapped to coordinate model [i](#)



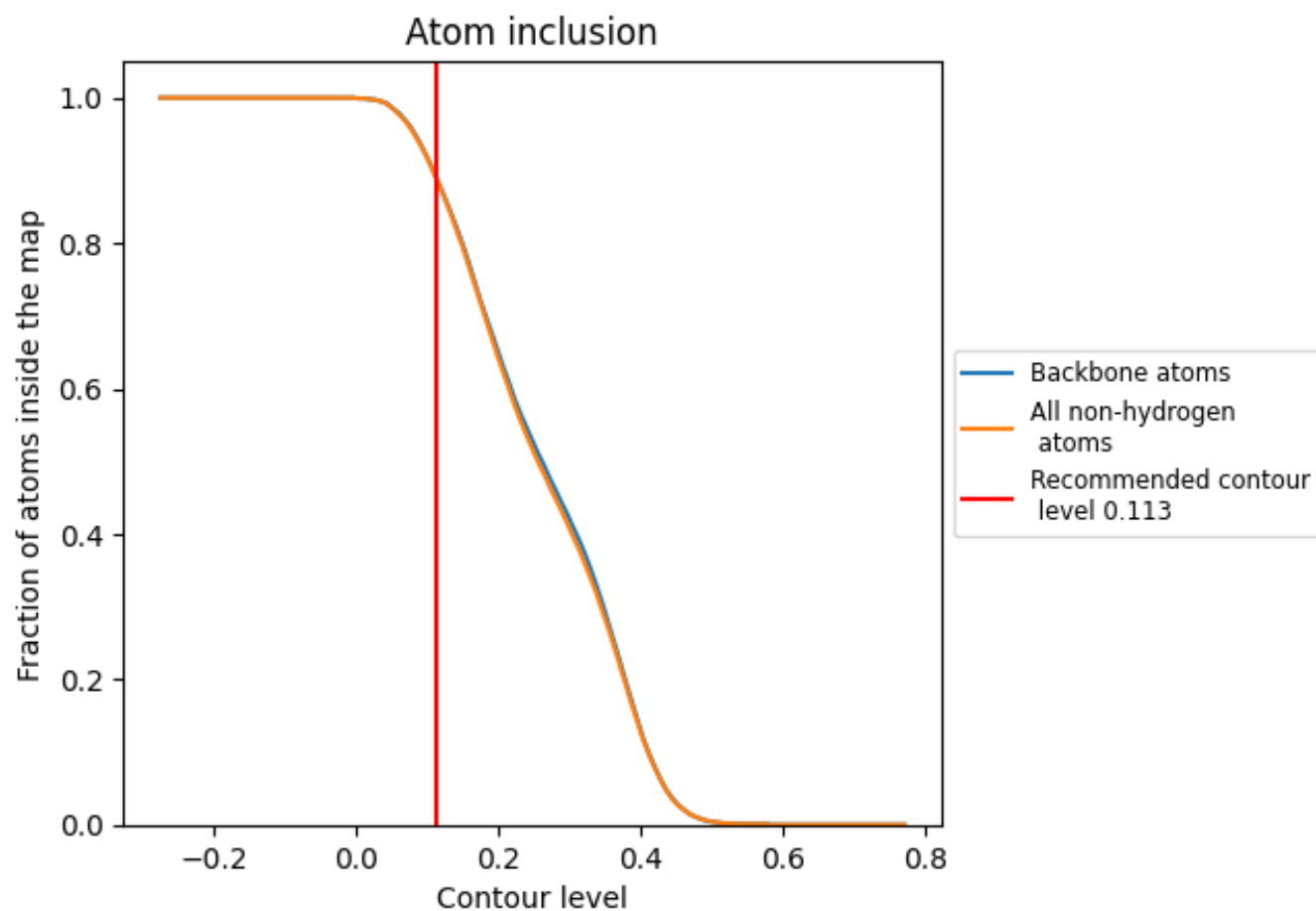
The images above show the model with each residue coloured according its Q-score. This shows their resolvability in the map with higher Q-score values reflecting better resolvability. Please note: Q-score is calculating the resolvability of atoms, and thus high values are only expected at resolutions at which atoms can be resolved. Low Q-score values may therefore be expected for many entries.

## 9.3 Atom inclusion mapped to coordinate model [i](#)



The images above show the model with each residue coloured according to its atom inclusion. This shows to what extent they are inside the map at the recommended contour level (0.113).

## 9.4 Atom inclusion [i](#)



At the recommended contour level, 89% of all backbone atoms, 89% of all non-hydrogen atoms, are inside the map.



9.5 Map-model fit summary ⓘ

The table lists the average atom inclusion at the recommended contour level (0.113) and Q-score for the entire model and for each chain.

Chain	Atom inclusion	Q-score
All	<div></div> 0.8870	<div></div> 0.4860
A	<div></div> 0.9050	<div></div> 0.4920
B	<div></div> 0.9130	<div></div> 0.5020
D	<div></div> 0.9060	<div></div> 0.5000
E	<div></div> 0.9070	<div></div> 0.4980
G	<div></div> 0.8910	<div></div> 0.4870
H	<div></div> 0.9040	<div></div> 0.4940
N	<div></div> 0.6730	<div></div> 0.3250
P	<div></div> 0.3990	<div></div> 0.3020
Q	<div></div> 0.8820	<div></div> 0.4810
Z	<div></div> 0.8900	<div></div> 0.4760
a	<div></div> 0.8960	<div></div> 0.4940
b	<div></div> 0.9140	<div></div> 0.4990
d	<div></div> 0.9050	<div></div> 0.4920
e	<div></div> 0.9000	<div></div> 0.4950
g	<div></div> 0.8870	<div></div> 0.4870
h	<div></div> 0.9090	<div></div> 0.4970
q	<div></div> 0.8870	<div></div> 0.4820
z	<div></div> 0.8790	<div></div> 0.4760

