



Full wwPDB EM Validation Report ⓘ

Mar 9, 2026 – 06:34 PM UTC

PDB ID : 9KZG / pdb_00009kzg
EMDB ID : EMD-62662
Title : Cryo-EM structure of the LH1 complex from *Roseiflexus castenholzii*
Authors : Wang, L.; Yu, L.-J.
Deposited on : 2024-12-10
Resolution : 2.28 Å (reported)

This is a Full wwPDB EM Validation Report for a publicly released PDB entry.

We welcome your comments at validation@mail.wwpdb.org

A user guide is available at

<https://www.wwpdb.org/validation/2017/EMValidationReportHelp>

with specific help available everywhere you see the ⓘ symbol.

The types of validation reports are described at

<http://www.wwpdb.org/validation/2017/FAQs#types>.

The following versions of software and data (see [references ⓘ](#)) were used in the production of this report:

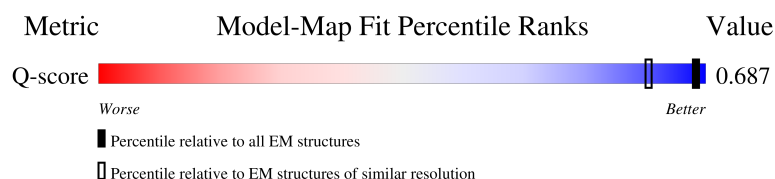
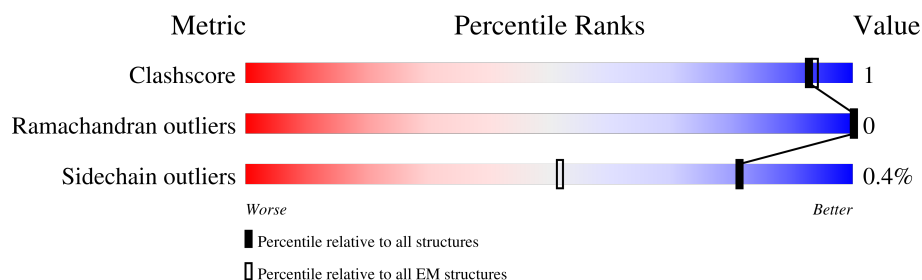
EMDB validation analysis : 0.0.1.dev132
Mogul : 2022.3.0, CSD as543be (2022)
MolProbity : 4-5-2 with Phenix2.0
Buster-report : wwPDB partial adaption of 1.1.7 (2018)
Percentile statistics : 20250101.v01 (using entries in the PDB archive January 1st 2025)
EM percentile statistics : 202505.v01 (Using data in the EMDB archive up until May 2025)
MapQ : 1.9.13
Ideal geometry (proteins) : Engh & Huber (2001)
Ideal geometry (DNA, RNA) : Parkinson et al. (1996)
Validation Pipeline (wwPDB-VP) : 2.49

1 Overall quality at a glance

The following experimental techniques were used to determine the structure:
ELECTRON MICROSCOPY





The reported resolution of this entry is 2.28 Å.

Percentile scores (ranging between 0-100) for global validation metrics of the entry are shown in the following graphic. The table shows the number of entries on which the scores are based.




























Metric	Whole archive (#Entries)	EM structures (#Entries)	Similar EM resolution (#Entries, resolution range(Å))
Clashscore	229148	23984	-
Ramachandran outliers	224038	23583	-
Sidechain outliers	223484	23102	-
Q-score	-	25397	3643 (1.78 - 2.78)

The table below summarises the geometric issues observed across the polymeric chains and their fit to the map. The red, orange, yellow and green segments of the bar indicate the fraction of residues that contain outliers for ≥ 3 , 2, 1 and 0 types of geometric quality criteria respectively. A grey segment represents the fraction of residues that are not modelled. The numeric value for each fraction is indicated below the corresponding segment, with a dot representing fractions $\leq 5\%$. The upper red bar (where present) indicates the fraction of residues that have poor fit to the EM map (all-atom inclusion $< 40\%$). The numeric value is given above the bar.

Mol	Chain	Length	Quality of chain
1	a	55	
1	b	55	
1	c	55	
1	d	55	

Continued on next page...

Continued from previous page...

Mol	Chain	Length	Quality of chain
1	e	55	
1	f	55	
1	g	55	
1	h	55	
1	i	55	
1	j	55	
1	k	55	
1	l	55	
1	m	55	
1	n	55	
1	o	55	
2	A	42	
2	B	42	
2	C	42	
2	D	42	
2	E	42	
2	F	42	
2	G	42	
2	H	42	
2	I	42	
2	J	42	
2	K	42	
2	L	42	
2	M	42	
2	N	42	

Continued on next page...

Continued from previous page...

Mol	Chain	Length	Quality of chain
2	O	42	

The following table lists non-polymeric compounds, carbohydrate monomers and non-standard residues in protein, DNA, RNA chains that are outliers for geometric or electron-density-fit criteria:

Mol	Type	Chain	Res	Chirality	Geometry	Clashes	Electron density
3	07D	a	101	X	-	-	-
3	07D	b	101	X	-	-	-
3	07D	c	101	X	-	-	-
3	07D	d	101	X	-	-	-
3	07D	e	101	X	-	-	-
3	07D	f	101	X	-	-	-
3	07D	g	101	X	-	-	-
3	07D	h	101	X	-	-	-
3	07D	i	101	X	-	-	-
3	07D	j	101	X	-	-	-
3	07D	k	101	X	-	-	-
3	07D	k	102	X	-	-	-
3	07D	l	101	X	-	-	-
3	07D	m	101	X	-	-	-
3	07D	n	101	X	-	-	-
3	07D	o	101	X	-	-	-

2 Entry composition [i](#)

There are 3 unique types of molecules in this entry. The entry contains 13275 atoms, of which 0 are hydrogens and 0 are deuteriums.

In the tables below, the AltConf column contains the number of residues with at least one atom in alternate conformation and the Trace column contains the number of residues modelled with at most 2 atoms.

- Molecule 1 is a protein called Beta subunit of light-harvesting 1.

Mol	Chain	Residues	Atoms					AltConf	Trace
1	b	50	Total 416	C 280	N 69	O 66	S 1	0	0
1	c	50	Total 416	C 280	N 69	O 66	S 1	0	0
1	d	50	Total 416	C 280	N 69	O 66	S 1	0	0
1	e	50	Total 416	C 280	N 69	O 66	S 1	0	0
1	f	50	Total 416	C 280	N 69	O 66	S 1	0	0
1	g	50	Total 416	C 280	N 69	O 66	S 1	0	0
1	h	50	Total 416	C 280	N 69	O 66	S 1	0	0
1	i	50	Total 416	C 280	N 69	O 66	S 1	0	0
1	j	50	Total 416	C 280	N 69	O 66	S 1	0	0
1	k	50	Total 416	C 280	N 69	O 66	S 1	0	0
1	l	50	Total 416	C 280	N 69	O 66	S 1	0	0
1	m	50	Total 416	C 280	N 69	O 66	S 1	0	0
1	n	50	Total 416	C 280	N 69	O 66	S 1	0	0
1	o	50	Total 416	C 280	N 69	O 66	S 1	0	0
1	a	50	Total 416	C 280	N 69	O 66	S 1	0	0

There are 15 discrepancies between the modelled and reference sequences:

Chain	Residue	Modelled	Actual	Comment	Reference
b	22	GLU	GLN	conflict	UNP Q83XD2
c	22	GLU	GLN	conflict	UNP Q83XD2
d	22	GLU	GLN	conflict	UNP Q83XD2
e	22	GLU	GLN	conflict	UNP Q83XD2
f	22	GLU	GLN	conflict	UNP Q83XD2
g	22	GLU	GLN	conflict	UNP Q83XD2
h	22	GLU	GLN	conflict	UNP Q83XD2
i	22	GLU	GLN	conflict	UNP Q83XD2
j	22	GLU	GLN	conflict	UNP Q83XD2
k	22	GLU	GLN	conflict	UNP Q83XD2
l	22	GLU	GLN	conflict	UNP Q83XD2
m	22	GLU	GLN	conflict	UNP Q83XD2
n	22	GLU	GLN	conflict	UNP Q83XD2
o	22	GLU	GLN	conflict	UNP Q83XD2
a	22	GLU	GLN	conflict	UNP Q83XD2

- Molecule 2 is a protein called Alpha subunit of light-harvesting 1.

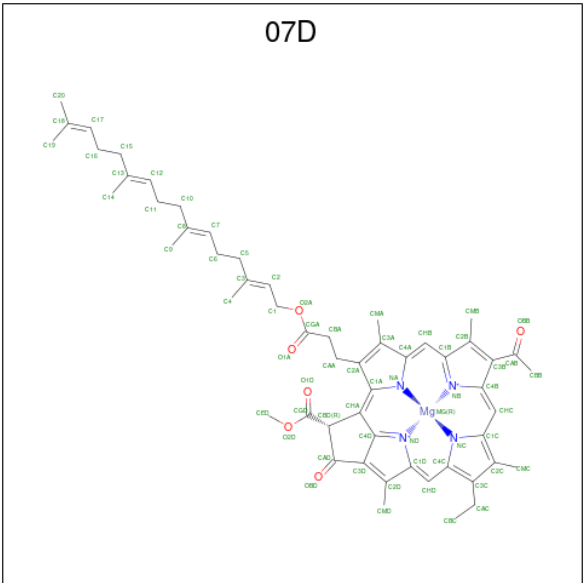
Mol	Chain	Residues	Atoms					AltConf	Trace
2	A	35	Total	C	N	O	S	0	0
			271	181	45	44	1		
2	B	35	Total	C	N	O	S	0	0
			271	181	45	44	1		
2	C	35	Total	C	N	O	S	0	0
			271	181	45	44	1		
2	D	35	Total	C	N	O	S	0	0
			271	181	45	44	1		
2	E	35	Total	C	N	O	S	0	0
			271	181	45	44	1		
2	F	35	Total	C	N	O	S	0	0
			271	181	45	44	1		
2	G	35	Total	C	N	O	S	0	0
			271	181	45	44	1		
2	H	35	Total	C	N	O	S	0	0
			271	181	45	44	1		
2	I	35	Total	C	N	O	S	0	0
			271	181	45	44	1		
2	J	35	Total	C	N	O	S	0	0
			271	181	45	44	1		
2	K	35	Total	C	N	O	S	0	0
			271	181	45	44	1		
2	L	35	Total	C	N	O	S	0	0
			271	181	45	44	1		

Continued on next page...

Continued from previous page...

Mol	Chain	Residues	Atoms					AltConf	Trace
2	M	35	Total	C	N	O	S	0	0
			271	181	45	44	1		
2	N	35	Total	C	N	O	S	0	0
			271	181	45	44	1		
2	O	35	Total	C	N	O	S	0	0
			271	181	45	44	1		

- Molecule 3 is Trans-Geranyl BACTERIOCHLOROPHYLL A (CCD ID: 07D) (formula: C₅₅H₆₄MgN₄O₆) (labeled as "Ligand of Interest" by depositor).



Mol	Chain	Residues	Atoms					AltConf
3	b	1	Total	C	Mg	N	O	0
			66	55	1	4	6	
3	b	1	Total	C	Mg	N	O	0
			66	55	1	4	6	
3	A	1	Total	C	Mg	N	O	0
			66	55	1	4	6	
3	B	1	Total	C	Mg	N	O	0
			66	55	1	4	6	
3	C	1	Total	C	Mg	N	O	0
			66	55	1	4	6	
3	D	1	Total	C	Mg	N	O	0
			66	55	1	4	6	
3	E	1	Total	C	Mg	N	O	0
			66	55	1	4	6	
3	F	1	Total	C	Mg	N	O	0
			66	55	1	4	6	

Continued on next page...

Continued from previous page...

Mol	Chain	Residues	Atoms					AltConf
3	G	1	Total 66	C 55	Mg 1	N 4	O 6	0
3	H	1	Total 66	C 55	Mg 1	N 4	O 6	0
3	I	1	Total 66	C 55	Mg 1	N 4	O 6	0
3	J	1	Total 66	C 55	Mg 1	N 4	O 6	0
3	K	1	Total 66	C 55	Mg 1	N 4	O 6	0
3	L	1	Total 66	C 55	Mg 1	N 4	O 6	0
3	M	1	Total 66	C 55	Mg 1	N 4	O 6	0
3	N	1	Total 66	C 55	Mg 1	N 4	O 6	0
3	O	1	Total 66	C 55	Mg 1	N 4	O 6	0
3	c	1	Total 66	C 55	Mg 1	N 4	O 6	0
3	c	1	Total 66	C 55	Mg 1	N 4	O 6	0
3	d	1	Total 66	C 55	Mg 1	N 4	O 6	0
3	d	1	Total 66	C 55	Mg 1	N 4	O 6	0
3	e	1	Total 66	C 55	Mg 1	N 4	O 6	0
3	e	1	Total 66	C 55	Mg 1	N 4	O 6	0
3	f	1	Total 66	C 55	Mg 1	N 4	O 6	0
3	f	1	Total 66	C 55	Mg 1	N 4	O 6	0
3	g	1	Total 66	C 55	Mg 1	N 4	O 6	0
3	g	1	Total 66	C 55	Mg 1	N 4	O 6	0
3	h	1	Total 66	C 55	Mg 1	N 4	O 6	0
3	h	1	Total 66	C 55	Mg 1	N 4	O 6	0

Continued on next page...


Continued from previous page...

Mol	Chain	Residues	Atoms					AltConf
3	i	1	Total	C	Mg	N	O	0
			66	55	1	4	6	
3	i	1	Total	C	Mg	N	O	0
			66	55	1	4	6	
3	j	1	Total	C	Mg	N	O	0
			66	55	1	4	6	
3	j	1	Total	C	Mg	N	O	0
			66	55	1	4	6	
3	k	1	Total	C	Mg	N	O	0
			66	55	1	4	6	
3	k	1	Total	C	Mg	N	O	0
			66	55	1	4	6	
3	l	1	Total	C	Mg	N	O	0
			66	55	1	4	6	
3	l	1	Total	C	Mg	N	O	0
			66	55	1	4	6	
3	m	1	Total	C	Mg	N	O	0
			66	55	1	4	6	
3	m	1	Total	C	Mg	N	O	0
			66	55	1	4	6	
3	n	1	Total	C	Mg	N	O	0
			66	55	1	4	6	
3	n	1	Total	C	Mg	N	O	0
			66	55	1	4	6	
3	o	1	Total	C	Mg	N	O	0
			66	55	1	4	6	
3	o	1	Total	C	Mg	N	O	0
			66	55	1	4	6	
3	a	1	Total	C	Mg	N	O	0
			66	55	1	4	6	
3	a	1	Total	C	Mg	N	O	0
			66	55	1	4	6	

3 Residue-property plots [i](#)

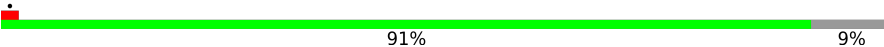
These plots are drawn for all protein, RNA, DNA and oligosaccharide chains in the entry. The first graphic for a chain summarises the proportions of the various outlier classes displayed in the second graphic. The second graphic shows the sequence view annotated by issues in geometry and atom inclusion in map density. Residues are color-coded according to the number of geometric quality criteria for which they contain at least one outlier: green = 0, yellow = 1, orange = 2 and red = 3 or more. A red diamond above a residue indicates a poor fit to the EM map for this residue (all-atom inclusion < 40%). Stretches of 2 or more consecutive residues without any outlier are shown as a green connector. Residues present in the sample, but not in the model, are shown in grey.

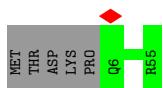
- Molecule 1: Beta subunit of light-harvesting 1

Chain b: 



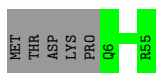
- Molecule 1: Beta subunit of light-harvesting 1

Chain c: 



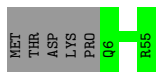
- Molecule 1: Beta subunit of light-harvesting 1

Chain d: 




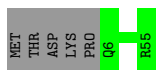
- Molecule 1: Beta subunit of light-harvesting 1

Chain e: 




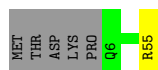
- Molecule 1: Beta subunit of light-harvesting 1

Chain f: 





- Molecule 1: Beta subunit of light-harvesting 1

Chain g:  89% 9%




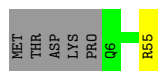
- Molecule 1: Beta subunit of light-harvesting 1

Chain h:  89% 9%





- Molecule 1: Beta subunit of light-harvesting 1

Chain i:  89% 9%




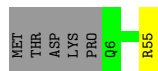
- Molecule 1: Beta subunit of light-harvesting 1

Chain j:  91% 9%





- Molecule 1: Beta subunit of light-harvesting 1

Chain k:  89% 9%



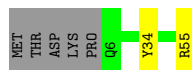
- Molecule 1: Beta subunit of light-harvesting 1

Chain l:  91% 9%




- Molecule 1: Beta subunit of light-harvesting 1

Chain m:  87% 9%





- Molecule 1: Beta subunit of light-harvesting 1

Chain n:  87% 9%





- Molecule 1: Beta subunit of light-harvesting 1

Chain o:  87% 9%





- Molecule 1: Beta subunit of light-harvesting 1

Chain a:  85% 5% 9%




- Molecule 2: Alpha subunit of light-harvesting 1

Chain A:  83% 17%



- Molecule 2: Alpha subunit of light-harvesting 1

Chain B:  79% 5% 17%




- Molecule 2: Alpha subunit of light-harvesting 1

Chain C:  74% 10% 17%





- Molecule 2: Alpha subunit of light-harvesting 1

Chain D:  74% 10% 17%




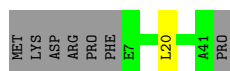
- Molecule 2: Alpha subunit of light-harvesting 1

Chain E:  83% 17%



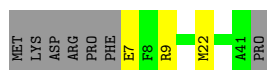
- Molecule 2: Alpha subunit of light-harvesting 1

Chain F:  81% 17%




- Molecule 2: Alpha subunit of light-harvesting 1

Chain G:  76% 7% 17%



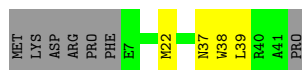
- Molecule 2: Alpha subunit of light-harvesting 1

Chain H:  79% 5% 17%





- Molecule 2: Alpha subunit of light-harvesting 1

Chain I:  74% 10% 17%




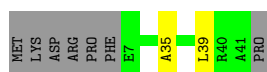
- Molecule 2: Alpha subunit of light-harvesting 1

Chain J:  83% 17%




- Molecule 2: Alpha subunit of light-harvesting 1

Chain K:  79% 5% 17%



- Molecule 2: Alpha subunit of light-harvesting 1

Chain L:  76% 7% 17%



- Molecule 2: Alpha subunit of light-harvesting 1

Chain M:  74% 10% 17%



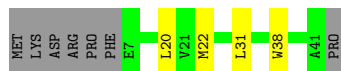
- Molecule 2: Alpha subunit of light-harvesting 1

Chain N:  71% 12% 17%



- Molecule 2: Alpha subunit of light-harvesting 1

Chain O:  74% 10% 17%



4 Experimental information

Property	Value	Source
EM reconstruction method	SINGLE PARTICLE	Depositor
Imposed symmetry	POINT, Not provided	
Number of particles used	207356	Depositor
Resolution determination method	FSC 0.143 CUT-OFF	Depositor
CTF correction method	PHASE FLIPPING ONLY	Depositor
Microscope	TFS KRIOS	Depositor
Voltage (kV)	300	Depositor
Electron dose ($e^-/\text{\AA}^2$)	60.24	Depositor
Minimum defocus (nm)	700	Depositor
Maximum defocus (nm)	2700	Depositor
Magnification	Not provided	
Image detector	FEI FALCON IV (4k x 4k)	Depositor
Maximum map value	3.082	Depositor
Minimum map value	-2.192	Depositor
Average map value	0.000	Depositor
Map value standard deviation	0.048	Depositor
Recommended contour level	0.264	Depositor
Map size (\AA)	323.2, 323.2, 323.2	wwPDB
Map dimensions	400, 400, 400	wwPDB
Map angles ($^\circ$)	90.0, 90.0, 90.0	wwPDB
Pixel spacing (\AA)	0.808, 0.808, 0.808	Depositor

5 Model quality

5.1 Standard geometry

Bond lengths and bond angles in the following residue types are not validated in this section: 07D

The Z score for a bond length (or angle) is the number of standard deviations the observed value is removed from the expected value. A bond length (or angle) with $|Z| > 5$ is considered an outlier worth inspection. RMSZ is the root-mean-square of all Z scores of the bond lengths (or angles).

Mol	Chain	Bond lengths		Bond angles	
		RMSZ	# $ Z > 5$	RMSZ	# $ Z > 5$
1	a	0.16	0/432	0.30	0/597
1	b	0.51	0/432	0.83	0/597
1	c	0.27	0/432	0.40	0/597
1	d	0.23	0/432	0.38	0/597
1	e	0.23	0/432	0.39	0/597
1	f	0.21	0/432	0.36	0/597
1	g	0.22	0/432	0.34	0/597
1	h	0.19	0/432	0.33	0/597
1	i	0.15	0/432	0.28	0/597
1	j	0.15	0/432	0.27	0/597
1	k	0.20	0/432	0.33	0/597
1	l	0.21	0/432	0.35	0/597
1	m	0.23	0/432	0.36	0/597
1	n	0.35	0/432	0.53	0/597
1	o	0.26	0/432	0.40	0/597
2	A	0.13	0/276	0.27	0/375
2	B	0.13	0/276	0.27	0/375
2	C	0.15	0/276	0.34	0/375
2	D	0.14	0/276	0.33	0/375
2	E	0.14	0/276	0.27	0/375
2	F	0.13	0/276	0.27	0/375
2	G	0.38	0/276	0.59	0/375
2	H	0.23	0/276	0.37	0/375
2	I	0.28	0/276	0.50	0/375
2	J	0.47	0/276	0.74	0/375
2	K	0.24	0/276	0.36	0/375
2	L	0.15	0/276	0.33	0/375
2	M	0.21	0/276	0.42	0/375
2	N	0.17	0/276	0.40	0/375
2	O	0.16	0/276	0.39	0/375
All	All	0.24	0/10620	0.41	0/14580

There are no bond length outliers.

There are no bond angle outliers.

There are no chirality outliers.

There are no planarity outliers.

5.2 Too-close contacts

In the following table, the Non-H and H(model) columns list the number of non-hydrogen atoms and hydrogen atoms in the chain respectively. The H(added) column lists the number of hydrogen atoms added and optimized by MolProbity. The Clashes column lists the number of clashes within the asymmetric unit, whereas Symm-Clashes lists symmetry-related clashes.

Mol	Chain	Non-H	H(model)	H(added)	Clashes	Symm-Clashes
1	a	416	0	413	2	0
1	b	416	0	413	3	0
1	c	416	0	413	0	0
1	d	416	0	413	0	0
1	e	416	0	413	0	0
1	f	416	0	413	0	0
1	g	416	0	413	1	0
1	h	416	0	413	1	0
1	i	416	0	413	2	0
1	j	416	0	413	0	0
1	k	416	0	413	1	0
1	l	416	0	413	0	0
1	m	416	0	413	2	0
1	n	416	0	413	2	0
1	o	416	0	413	2	0
2	A	271	0	287	0	0
2	B	271	0	287	2	0
2	C	271	0	287	4	0
2	D	271	0	287	3	0
2	E	271	0	287	0	0
2	F	271	0	287	0	0
2	G	271	0	287	2	0
2	H	271	0	287	1	0
2	I	271	0	287	3	0
2	J	271	0	287	0	0
2	K	271	0	287	2	0
2	L	271	0	287	3	0
2	M	271	0	287	2	0
2	N	271	0	287	4	0
2	O	271	0	287	2	0

Continued on next page...

Continued from previous page...

Mol	Chain	Non-H	H(model)	H(added)	Clashes	Symm-Clashes
3	A	66	0	0	0	0
3	B	66	0	0	0	0
3	C	66	0	0	0	0
3	D	66	0	0	0	0
3	E	66	0	0	0	0
3	F	66	0	0	0	0
3	G	66	0	0	0	0
3	H	66	0	0	0	0
3	I	66	0	0	0	0
3	J	66	0	0	0	0
3	K	66	0	0	0	0
3	L	66	0	0	0	0
3	M	66	0	0	0	0
3	N	66	0	0	0	0
3	O	66	0	0	0	0
3	a	132	0	0	0	0
3	b	132	0	0	0	0
3	c	132	0	0	0	0
3	d	132	0	0	0	0
3	e	132	0	0	0	0
3	f	132	0	0	0	0
3	g	132	0	0	0	0
3	h	132	0	0	0	0
3	i	132	0	0	0	0
3	j	132	0	0	0	0
3	k	132	0	0	0	0
3	l	132	0	0	0	0
3	m	132	0	0	1	0
3	n	132	0	0	0	0
3	o	132	0	0	0	0
All	All	13275	0	10500	34	0

The all-atom clashscore is defined as the number of clashes found per 1000 atoms (including hydrogen atoms). The all-atom clashscore for this structure is 1.

All (34) close contacts within the same asymmetric unit are listed below, sorted by their clash magnitude.

Atom-1	Atom-2	Interatomic distance (Å)	Clash overlap (Å)
1:o:8:ASP:OD1	1:o:9:LEU:HG	1.99	0.63
2:N:22:MET:HA	2:N:22:MET:HE2	1.80	0.63
1:b:7:ASN:O	1:b:15:LYS:NZ	2.28	0.60

Continued on next page...

Continued from previous page...

Atom-1	Atom-2	Interatomic distance (Å)	Clash overlap (Å)
2:I:22:MET:HA	2:I:22:MET:HE2	1.88	0.55
2:D:22:MET:HE2	2:D:22:MET:HA	1.89	0.53
2:L:22:MET:HE2	2:L:22:MET:HA	1.91	0.52
1:o:8:ASP:OD1	1:o:9:LEU:N	2.42	0.52
1:i:55:ARG:HH11	1:i:55:ARG:HG3	1.74	0.51
2:D:9:ARG:NH2	2:D:10:THR:OG1	2.44	0.50
1:m:34:TYR:OH	3:m:101:07D:OBD	2.21	0.50
2:O:22:MET:HA	2:O:22:MET:HE2	1.94	0.50
2:C:22:MET:HA	2:C:22:MET:HE2	1.93	0.49
2:L:37:ASN:ND2	1:k:55:ARG:HB2	2.28	0.49
1:n:12:ASP:OD1	1:n:15:LYS:HE3	2.13	0.49
1:n:12:ASP:OD1	1:n:15:LYS:CE	2.60	0.49
2:I:38:TRP:NE1	2:I:39:LEU:HD12	2.29	0.48
1:i:55:ARG:HG3	1:i:55:ARG:NH1	2.30	0.47
1:b:7:ASN:HB3	1:b:15:LYS:HG2	1.96	0.47
2:G:22:MET:HA	2:G:22:MET:HE2	1.96	0.46
2:K:35:ALA:HA	2:L:41:ALA:HA	1.98	0.45
2:I:37:ASN:ND2	1:h:55:ARG:HB2	2.31	0.45
1:a:8:ASP:OD1	1:a:9:LEU:N	2.49	0.45
1:b:55:ARG:HB2	2:C:37:ASN:ND2	2.32	0.44
2:B:37:ASN:ND2	1:a:55:ARG:HB2	2.33	0.44
2:N:31:LEU:HB2	2:N:38:TRP:CZ3	2.53	0.44
2:G:7:GLU:HG3	2:G:9:ARG:HB3	2.00	0.44
2:B:35:ALA:HA	2:C:41:ALA:HA	2.00	0.43
2:K:39:LEU:HD23	2:K:39:LEU:HA	1.87	0.43
2:H:37:ASN:ND2	1:g:55:ARG:HB2	2.35	0.42
2:N:37:ASN:ND2	1:m:55:ARG:HB2	2.35	0.42
2:O:31:LEU:HB2	2:O:38:TRP:CZ3	2.56	0.41
2:C:35:ALA:HA	2:D:41:ALA:HA	2.04	0.40
2:M:31:LEU:HB2	2:M:38:TRP:CZ3	2.57	0.40
2:M:35:ALA:HA	2:N:41:ALA:HA	2.02	0.40

There are no symmetry-related clashes.

5.3 Torsion angles

5.3.1 Protein backbone

In the following table, the Percentiles column shows the percent Ramachandran outliers of the chain as a percentile score with respect to all PDB entries followed by that with respect to all EM entries.

The Analysed column shows the number of residues for which the backbone conformation was analysed, and the total number of residues.

Mol	Chain	Analysed	Favoured	Allowed	Outliers	Percentiles	
1	a	48/55 (87%)	48 (100%)	0	0	100	100
1	b	48/55 (87%)	47 (98%)	1 (2%)	0	100	100
1	c	48/55 (87%)	48 (100%)	0	0	100	100
1	d	48/55 (87%)	47 (98%)	1 (2%)	0	100	100
1	e	48/55 (87%)	48 (100%)	0	0	100	100
1	f	48/55 (87%)	48 (100%)	0	0	100	100
1	g	48/55 (87%)	48 (100%)	0	0	100	100
1	h	48/55 (87%)	48 (100%)	0	0	100	100
1	i	48/55 (87%)	48 (100%)	0	0	100	100
1	j	48/55 (87%)	48 (100%)	0	0	100	100
1	k	48/55 (87%)	48 (100%)	0	0	100	100
1	l	48/55 (87%)	47 (98%)	1 (2%)	0	100	100
1	m	48/55 (87%)	47 (98%)	1 (2%)	0	100	100
1	n	48/55 (87%)	47 (98%)	1 (2%)	0	100	100
1	o	48/55 (87%)	48 (100%)	0	0	100	100
2	A	33/42 (79%)	33 (100%)	0	0	100	100
2	B	33/42 (79%)	33 (100%)	0	0	100	100
2	C	33/42 (79%)	33 (100%)	0	0	100	100
2	D	33/42 (79%)	33 (100%)	0	0	100	100
2	E	33/42 (79%)	33 (100%)	0	0	100	100
2	F	18/42 (43%)	18 (100%)	0	0	100	100
2	I	29/42 (69%)	29 (100%)	0	0	100	100
2	J	33/42 (79%)	33 (100%)	0	0	100	100
2	K	33/42 (79%)	33 (100%)	0	0	100	100
2	L	33/42 (79%)	33 (100%)	0	0	100	100
2	M	33/42 (79%)	33 (100%)	0	0	100	100
2	N	33/42 (79%)	33 (100%)	0	0	100	100
2	O	33/42 (79%)	33 (100%)	0	0	100	100
All	All	1130/1371 (82%)	1125 (100%)	5 (0%)	0	100	100

There are no Ramachandran outliers to report.

5.3.2 Protein sidechains ⓘ

In the following table, the Percentiles column shows the percent sidechain outliers of the chain as a percentile score with respect to all PDB entries followed by that with respect to all EM entries.

The Analysed column shows the number of residues for which the sidechain conformation was analysed, and the total number of residues.

Mol	Chain	Analysed	Rotameric	Outliers	Percentiles	
1	a	44/49 (90%)	44 (100%)	0	100	100
1	c	44/49 (90%)	44 (100%)	0	100	100
1	d	44/49 (90%)	44 (100%)	0	100	100
1	e	44/49 (90%)	44 (100%)	0	100	100
1	f	44/49 (90%)	44 (100%)	0	100	100
1	g	44/49 (90%)	44 (100%)	0	100	100
1	h	44/49 (90%)	44 (100%)	0	100	100
1	i	44/49 (90%)	44 (100%)	0	100	100
1	j	44/49 (90%)	44 (100%)	0	100	100
1	k	44/49 (90%)	44 (100%)	0	100	100
1	l	44/49 (90%)	44 (100%)	0	100	100
1	m	44/49 (90%)	44 (100%)	0	100	100
1	n	44/49 (90%)	44 (100%)	0	100	100
1	o	44/49 (90%)	44 (100%)	0	100	100
2	C	30/37 (81%)	30 (100%)	0	100	100
2	D	30/37 (81%)	30 (100%)	0	100	100
2	E	30/37 (81%)	30 (100%)	0	100	100
2	F	30/37 (81%)	29 (97%)	1 (3%)	33	47
2	G	30/37 (81%)	30 (100%)	0	100	100
2	H	30/37 (81%)	29 (97%)	1 (3%)	33	47
2	I	30/37 (81%)	30 (100%)	0	100	100
2	J	30/37 (81%)	30 (100%)	0	100	100
2	K	30/37 (81%)	30 (100%)	0	100	100
2	L	30/37 (81%)	30 (100%)	0	100	100
2	M	30/37 (81%)	29 (97%)	1 (3%)	33	47
2	N	30/37 (81%)	30 (100%)	0	100	100

Continued on next page...

Continued from previous page...

Mol	Chain	Analysed	Rotameric	Outliers	Percentiles	
2	O	30/37 (81%)	29 (97%)	1 (3%)	33	47
All	All	1006/1167 (86%)	1002 (100%)	4 (0%)	81	91

All (4) residues with a non-rotameric sidechain are listed below:

Mol	Chain	Res	Type
2	F	20	LEU
2	H	20	LEU
2	M	20	LEU
2	O	20	LEU

Sometimes sidechains can be flipped to improve hydrogen bonding and reduce clashes. All (2) such sidechains are listed below:

Mol	Chain	Res	Type
2	N	37	ASN
1	c	7	ASN

5.3.3 RNA [i](#)

There are no RNA molecules in this entry.

5.4 Non-standard residues in protein, DNA, RNA chains [i](#)

There are no non-standard protein/DNA/RNA residues in this entry.

5.5 Carbohydrates [i](#)

There are no oligosaccharides in this entry.

5.6 Ligand geometry [i](#)

45 ligands are modelled in this entry.

In the following table, the Counts columns list the number of bonds (or angles) for which Mogul statistics could be retrieved, the number of bonds (or angles) that are observed in the model and the number of bonds (or angles) that are defined in the Chemical Component Dictionary. The Link column lists molecule types, if any, to which the group is linked. The Z score for a bond length (or angle) is the number of standard deviations the observed value is removed from the

expected value. A bond length (or angle) with $|Z| > 2$ is considered an outlier worth inspection. RMSZ is the root-mean-square of all Z scores of the bond lengths (or angles).

Mol	Type	Chain	Res	Link	Bond lengths			Bond angles		
					Counts	RMSZ	$\# Z > 2$	Counts	RMSZ	$\# Z > 2$
3	07D	B	101	2	60,74,74	3.60	22 (36%)	59,115,115	3.41	28 (47%)
3	07D	L	101	2	60,74,74	3.57	22 (36%)	59,115,115	3.49	29 (49%)
3	07D	A	101	2	60,74,74	3.57	21 (35%)	59,115,115	3.52	29 (49%)
3	07D	g	101	1	60,74,74	3.57	22 (36%)	59,115,115	3.33	29 (49%)
3	07D	E	101	2	60,74,74	3.58	22 (36%)	59,115,115	3.50	30 (50%)
3	07D	o	101	1	60,74,74	3.56	22 (36%)	59,115,115	3.40	29 (49%)
3	07D	c	102	1	60,74,74	3.57	22 (36%)	59,115,115	3.37	29 (49%)
3	07D	h	101	1	60,74,74	3.55	21 (35%)	59,115,115	3.46	30 (50%)
3	07D	l	101	1	60,74,74	3.57	22 (36%)	59,115,115	3.31	29 (49%)
3	07D	i	101	1	60,74,74	3.56	22 (36%)	59,115,115	3.31	30 (50%)
3	07D	a	102	1	60,74,74	3.58	22 (36%)	59,115,115	3.40	29 (49%)
3	07D	b	101	1	60,74,74	3.59	22 (36%)	59,115,115	3.32	27 (45%)
3	07D	e	102	1	60,74,74	3.58	22 (36%)	59,115,115	3.37	27 (45%)
3	07D	I	101	2	60,74,74	3.57	22 (36%)	59,115,115	3.50	29 (49%)
3	07D	O	101	2	60,74,74	3.58	22 (36%)	59,115,115	3.50	29 (49%)
3	07D	m	102	1	60,74,74	3.57	23 (38%)	59,115,115	3.34	27 (45%)
3	07D	c	101	1	60,74,74	3.58	22 (36%)	59,115,115	3.30	27 (45%)
3	07D	l	102	1	60,74,74	3.58	22 (36%)	59,115,115	3.39	27 (45%)
3	07D	C	101	2	60,74,74	3.58	22 (36%)	59,115,115	3.46	29 (49%)
3	07D	k	101	1	60,74,74	3.59	22 (36%)	59,115,115	3.35	28 (47%)
3	07D	n	102	1	60,74,74	3.57	22 (36%)	59,115,115	3.38	28 (47%)
3	07D	i	102	1	60,74,74	3.57	22 (36%)	59,115,115	3.38	29 (49%)
3	07D	b	102	1	60,74,74	3.58	22 (36%)	59,115,115	3.36	28 (47%)
3	07D	e	101	1	60,74,74	3.58	22 (36%)	59,115,115	3.39	28 (47%)
3	07D	d	101	1	60,74,74	3.56	23 (38%)	59,115,115	3.41	27 (45%)
3	07D	N	101	2	60,74,74	3.58	21 (35%)	59,115,115	3.51	31 (52%)
3	07D	M	101	2	60,74,74	3.57	21 (35%)	59,115,115	3.49	29 (49%)
3	07D	D	101	2	60,74,74	3.58	22 (36%)	59,115,115	3.52	29 (49%)
3	07D	k	102	1	60,74,74	3.59	22 (36%)	59,115,115	3.38	29 (49%)
3	07D	a	101	1	60,74,74	3.56	22 (36%)	59,115,115	3.36	27 (45%)
3	07D	d	102	1	60,74,74	3.57	22 (36%)	59,115,115	3.32	27 (45%)
3	07D	m	101	1	60,74,74	3.56	22 (36%)	59,115,115	3.43	29 (49%)
3	07D	F	101	2	60,74,74	3.58	22 (36%)	59,115,115	3.53	30 (50%)

Mol	Type	Chain	Res	Link	Bond lengths			Bond angles		
					Counts	RMSZ	# Z > 2	Counts	RMSZ	# Z > 2
3	07D	g	102	1	60,74,74	3.58	22 (36%)	59,115,115	3.37	28 (47%)
3	07D	f	101	1	60,74,74	3.58	22 (36%)	59,115,115	3.33	26 (44%)
3	07D	h	102	1	60,74,74	3.58	23 (38%)	59,115,115	3.35	27 (45%)
3	07D	H	101	2	60,74,74	3.59	22 (36%)	59,115,115	3.47	29 (49%)
3	07D	j	102	1	60,74,74	3.57	22 (36%)	59,115,115	3.40	28 (47%)
3	07D	n	101	1	60,74,74	3.55	22 (36%)	59,115,115	3.40	28 (47%)
3	07D	o	102	1	60,74,74	3.57	23 (38%)	59,115,115	3.37	28 (47%)
3	07D	j	101	1	60,74,74	3.57	22 (36%)	59,115,115	3.29	28 (47%)
3	07D	f	102	1	60,74,74	3.57	22 (36%)	59,115,115	3.35	27 (45%)
3	07D	K	101	2	60,74,74	3.57	23 (38%)	59,115,115	3.58	30 (50%)
3	07D	G	101	2	60,74,74	3.59	23 (38%)	59,115,115	3.50	30 (50%)
3	07D	J	101	2	60,74,74	3.58	23 (38%)	59,115,115	3.50	28 (47%)

In the following table, the Chirals column lists the number of chiral outliers, the number of chiral centers analysed, the number of these observed in the model and the number defined in the Chemical Component Dictionary. Similar counts are reported in the Torsion and Rings columns. '-' means no outliers of that kind were identified.

Mol	Type	Chain	Res	Link	Chirals	Torsions	Rings
3	07D	B	101	2	-	16/41/137/137	-
3	07D	L	101	2	-	15/41/137/137	-
3	07D	A	101	2	-	14/41/137/137	-
3	07D	g	101	1	1/1/21/28	16/41/137/137	-
3	07D	E	101	2	-	11/41/137/137	-
3	07D	o	101	1	1/1/21/28	16/41/137/137	-
3	07D	h	101	1	1/1/21/28	16/41/137/137	-
3	07D	c	102	1	-	19/41/137/137	-
3	07D	l	101	1	1/1/21/28	18/41/137/137	-
3	07D	i	101	1	1/1/21/28	17/41/137/137	-
3	07D	a	102	1	-	20/41/137/137	-
3	07D	b	101	1	1/1/21/28	19/41/137/137	-
3	07D	e	102	1	-	18/41/137/137	-
3	07D	O	101	2	-	15/41/137/137	-
3	07D	m	102	1	-	19/41/137/137	-
3	07D	c	101	1	1/1/21/28	18/41/137/137	-
3	07D	l	102	1	-	19/41/137/137	-

Continued on next page...

Continued from previous page...

Mol	Type	Chain	Res	Link	Chirals	Torsions	Rings
3	07D	k	101	1	1/1/21/28	20/41/137/137	-
3	07D	C	101	2	-	15/41/137/137	-
3	07D	n	102	1	-	20/41/137/137	-
3	07D	i	102	1	-	19/41/137/137	-
3	07D	e	101	1	1/1/21/28	19/41/137/137	-
3	07D	b	102	1	-	19/41/137/137	-
3	07D	d	101	1	1/1/21/28	14/41/137/137	-
3	07D	N	101	2	-	14/41/137/137	-
3	07D	D	101	2	-	10/41/137/137	-
3	07D	M	101	2	-	13/41/137/137	-
3	07D	J	101	2	-	20/41/137/137	-
3	07D	k	102	1	1/1/21/28	18/41/137/137	-
3	07D	a	101	1	1/1/21/28	20/41/137/137	-
3	07D	m	101	1	1/1/21/28	13/41/137/137	-
3	07D	d	102	1	-	19/41/137/137	-
3	07D	F	101	2	-	13/41/137/137	-
3	07D	g	102	1	-	17/41/137/137	-
3	07D	f	101	1	1/1/21/28	17/41/137/137	-
3	07D	h	102	1	-	22/41/137/137	-
3	07D	H	101	2	-	15/41/137/137	-
3	07D	j	102	1	-	21/41/137/137	-
3	07D	n	101	1	1/1/21/28	14/41/137/137	-
3	07D	o	102	1	-	22/41/137/137	-
3	07D	j	101	1	1/1/21/28	18/41/137/137	-
3	07D	f	102	1	-	15/41/137/137	-
3	07D	K	101	2	-	19/41/137/137	-
3	07D	G	101	2	-	12/41/137/137	-
3	07D	I	101	2	-	14/41/137/137	-

All (993) bond length outliers are listed below:

Mol	Chain	Res	Type	Atoms	Z	Observed(Å)	Ideal(Å)
3	F	101	07D	C4A-C3A	9.82	1.50	1.39
3	D	101	07D	C4A-C3A	9.80	1.50	1.39
3	N	101	07D	C4A-C3A	9.79	1.50	1.39
3	M	101	07D	C4A-C3A	9.78	1.50	1.39

Continued on next page...

Continued from previous page...

Mol	Chain	Res	Type	Atoms	Z	Observed(Å)	Ideal(Å)
3	O	101	07D	C4A-C3A	9.75	1.50	1.39
3	b	101	07D	C4A-C3A	9.73	1.50	1.39
3	f	101	07D	C4A-C3A	9.72	1.50	1.39
3	C	101	07D	C4A-C3A	9.71	1.50	1.39
3	I	101	07D	C4A-C3A	9.70	1.50	1.39
3	k	101	07D	C4A-C3A	9.70	1.50	1.39
3	k	102	07D	C4A-C3A	9.70	1.50	1.39
3	E	101	07D	C4A-C3A	9.68	1.50	1.39
3	g	102	07D	C4A-C3A	9.68	1.50	1.39
3	L	101	07D	C4A-C3A	9.68	1.50	1.39
3	e	101	07D	C4A-C3A	9.67	1.50	1.39
3	a	101	07D	C4A-C3A	9.67	1.50	1.39
3	A	101	07D	C4A-C3A	9.67	1.50	1.39
3	J	101	07D	C4A-C3A	9.67	1.50	1.39
3	G	101	07D	C4A-C3A	9.66	1.50	1.39
3	e	102	07D	C4A-C3A	9.66	1.50	1.39
3	c	102	07D	C4A-C3A	9.65	1.50	1.39
3	j	101	07D	C4A-C3A	9.65	1.50	1.39
3	n	102	07D	C4A-C3A	9.65	1.50	1.39
3	a	102	07D	C4A-C3A	9.64	1.50	1.39
3	f	102	07D	C4A-C3A	9.64	1.50	1.39
3	l	102	07D	C4A-C3A	9.64	1.50	1.39
3	B	101	07D	C4A-C3A	9.63	1.50	1.39
3	m	101	07D	C4A-C3A	9.63	1.50	1.39
3	d	101	07D	C4A-C3A	9.62	1.50	1.39
3	d	102	07D	C4A-C3A	9.61	1.50	1.39
3	h	102	07D	C4A-C3A	9.61	1.50	1.39
3	H	101	07D	C4A-C3A	9.59	1.50	1.39
3	i	102	07D	C4A-C3A	9.59	1.50	1.39
3	g	101	07D	C4A-C3A	9.57	1.50	1.39
3	n	101	07D	C4A-C3A	9.57	1.50	1.39
3	j	102	07D	C4A-C3A	9.56	1.50	1.39
3	b	102	07D	C4A-C3A	9.56	1.50	1.39
3	o	102	07D	C4A-C3A	9.56	1.50	1.39
3	m	102	07D	C4A-C3A	9.55	1.50	1.39
3	o	101	07D	C4A-C3A	9.53	1.50	1.39
3	a	102	07D	C1C-C2C	9.48	1.50	1.39
3	h	101	07D	C4A-C3A	9.48	1.50	1.39
3	l	102	07D	C1C-C2C	9.47	1.50	1.39
3	c	101	07D	C4A-C3A	9.46	1.50	1.39
3	l	101	07D	C4A-C3A	9.45	1.50	1.39
3	i	101	07D	C4A-C3A	9.43	1.50	1.39

Continued on next page...

Continued from previous page...

Mol	Chain	Res	Type	Atoms	Z	Observed(Å)	Ideal(Å)
3	k	102	07D	C1C-C2C	9.41	1.50	1.39
3	K	101	07D	C4A-C3A	9.41	1.50	1.39
3	h	102	07D	C1C-C2C	9.41	1.50	1.39
3	g	102	07D	C1C-C2C	9.35	1.50	1.39
3	e	102	07D	C1C-C2C	9.34	1.50	1.39
3	j	102	07D	C1C-C2C	9.30	1.50	1.39
3	n	102	07D	C1C-C2C	9.30	1.50	1.39
3	b	102	07D	C1C-C2C	9.30	1.50	1.39
3	o	102	07D	C1C-C2C	9.30	1.50	1.39
3	i	102	07D	C1C-C2C	9.29	1.50	1.39
3	m	102	07D	C1C-C2C	9.27	1.50	1.39
3	f	102	07D	C1C-C2C	9.22	1.50	1.39
3	c	102	07D	C1C-C2C	9.21	1.50	1.39
3	b	101	07D	C1C-C2C	9.20	1.50	1.39
3	d	102	07D	C1C-C2C	9.20	1.50	1.39
3	K	101	07D	C1C-C2C	9.15	1.50	1.39
3	O	101	07D	C1C-C2C	9.13	1.50	1.39
3	F	101	07D	C1C-C2C	9.11	1.49	1.39
3	M	101	07D	C1C-C2C	9.11	1.49	1.39
3	k	101	07D	C1C-C2C	9.11	1.49	1.39
3	I	101	07D	C1C-C2C	9.10	1.49	1.39
3	E	101	07D	C1C-C2C	9.09	1.49	1.39
3	n	101	07D	C1C-C2C	9.08	1.49	1.39
3	j	101	07D	C1C-C2C	9.07	1.49	1.39
3	C	101	07D	C1C-C2C	9.06	1.49	1.39
3	N	101	07D	C1C-C2C	9.06	1.49	1.39
3	f	101	07D	C1C-C2C	9.06	1.49	1.39
3	J	101	07D	C1C-C2C	9.05	1.49	1.39
3	m	101	07D	C1C-C2C	9.05	1.49	1.39
3	h	101	07D	C1C-C2C	9.05	1.49	1.39
3	A	101	07D	C1C-C2C	9.05	1.49	1.39
3	H	101	07D	C1C-C2C	9.04	1.49	1.39
3	G	101	07D	C1C-C2C	9.03	1.49	1.39
3	D	101	07D	C1C-C2C	9.03	1.49	1.39
3	c	101	07D	C1C-C2C	9.02	1.49	1.39
3	B	101	07D	C1C-C2C	9.02	1.49	1.39
3	o	101	07D	C1C-C2C	9.01	1.49	1.39
3	a	101	07D	C1C-C2C	9.01	1.49	1.39
3	d	101	07D	C1C-C2C	9.01	1.49	1.39
3	e	101	07D	C1C-C2C	9.01	1.49	1.39
3	L	101	07D	C1C-C2C	8.97	1.49	1.39
3	c	101	07D	C7-C8	8.96	1.53	1.33

Continued on next page...

Continued from previous page...

Mol	Chain	Res	Type	Atoms	Z	Observed(Å)	Ideal(Å)
3	i	101	07D	C1C-C2C	8.96	1.49	1.39
3	g	101	07D	C1C-C2C	8.94	1.49	1.39
3	i	101	07D	C7-C8	8.91	1.53	1.33
3	j	101	07D	C12-C13	8.91	1.53	1.33
3	l	101	07D	C7-C8	8.91	1.53	1.33
3	l	101	07D	C1C-C2C	8.91	1.49	1.39
3	k	101	07D	C7-C8	8.85	1.53	1.33
3	c	101	07D	C12-C13	8.85	1.53	1.33
3	f	101	07D	C7-C8	8.82	1.53	1.33
3	B	101	07D	C7-C8	8.80	1.53	1.33
3	b	101	07D	C12-C13	8.80	1.53	1.33
3	l	101	07D	C12-C13	8.79	1.53	1.33
3	g	102	07D	C7-C8	8.79	1.53	1.33
3	f	101	07D	C12-C13	8.79	1.53	1.33
3	o	101	07D	C7-C8	8.79	1.53	1.33
3	e	101	07D	C7-C8	8.78	1.53	1.33
3	g	101	07D	C7-C8	8.77	1.53	1.33
3	G	101	07D	C12-C13	8.77	1.53	1.33
3	b	101	07D	C7-C8	8.76	1.53	1.33
3	H	101	07D	C7-C8	8.76	1.53	1.33
3	j	101	07D	C7-C8	8.76	1.53	1.33
3	c	102	07D	C7-C8	8.76	1.53	1.33
3	f	102	07D	C7-C8	8.76	1.53	1.33
3	i	101	07D	C12-C13	8.75	1.53	1.33
3	b	102	07D	C7-C8	8.74	1.53	1.33
3	k	101	07D	C12-C13	8.74	1.53	1.33
3	d	102	07D	C7-C8	8.73	1.53	1.33
3	h	101	07D	C7-C8	8.72	1.53	1.33
3	e	102	07D	C7-C8	8.71	1.53	1.33
3	B	101	07D	C12-C13	8.71	1.53	1.33
3	a	101	07D	C7-C8	8.70	1.53	1.33
3	d	101	07D	C7-C8	8.69	1.53	1.33
3	F	101	07D	C12-C13	8.69	1.53	1.33
3	m	102	07D	C7-C8	8.69	1.53	1.33
3	C	101	07D	C12-C13	8.67	1.53	1.33
3	E	101	07D	C12-C13	8.66	1.53	1.33
3	A	101	07D	C12-C13	8.65	1.53	1.33
3	M	101	07D	C12-C13	8.65	1.53	1.33
3	N	101	07D	C12-C13	8.65	1.53	1.33
3	K	101	07D	C7-C8	8.65	1.53	1.33
3	H	101	07D	C12-C13	8.64	1.52	1.33
3	d	101	07D	C12-C13	8.64	1.52	1.33

Continued on next page...

Continued from previous page...

Mol	Chain	Res	Type	Atoms	Z	Observed(Å)	Ideal(Å)
3	I	101	07D	C12-C13	8.63	1.52	1.33
3	J	101	07D	C7-C8	8.63	1.52	1.33
3	n	101	07D	C12-C13	8.62	1.52	1.33
3	k	102	07D	C12-C13	8.62	1.52	1.33
3	o	102	07D	C7-C8	8.60	1.52	1.33
3	h	102	07D	C7-C8	8.60	1.52	1.33
3	a	101	07D	C12-C13	8.59	1.52	1.33
3	O	101	07D	C12-C13	8.59	1.52	1.33
3	A	101	07D	C7-C8	8.58	1.52	1.33
3	L	101	07D	C12-C13	8.58	1.52	1.33
3	g	101	07D	C12-C13	8.58	1.52	1.33
3	g	102	07D	C12-C13	8.57	1.52	1.33
3	m	101	07D	C7-C8	8.57	1.52	1.33
3	n	102	07D	C12-C13	8.57	1.52	1.33
3	L	101	07D	C7-C8	8.56	1.52	1.33
3	i	102	07D	C12-C13	8.56	1.52	1.33
3	m	102	07D	C12-C13	8.55	1.52	1.33
3	h	102	07D	C12-C13	8.55	1.52	1.33
3	d	102	07D	C12-C13	8.55	1.52	1.33
3	l	102	07D	C12-C13	8.55	1.52	1.33
3	F	101	07D	C7-C8	8.55	1.52	1.33
3	m	101	07D	C12-C13	8.55	1.52	1.33
3	C	101	07D	C7-C8	8.55	1.52	1.33
3	E	101	07D	C7-C8	8.55	1.52	1.33
3	e	101	07D	C12-C13	8.55	1.52	1.33
3	D	101	07D	C7-C8	8.54	1.52	1.33
3	o	101	07D	C12-C13	8.54	1.52	1.33
3	K	101	07D	C12-C13	8.54	1.52	1.33
3	G	101	07D	C7-C8	8.54	1.52	1.33
3	O	101	07D	C7-C8	8.54	1.52	1.33
3	j	102	07D	C7-C8	8.54	1.52	1.33
3	M	101	07D	C7-C8	8.53	1.52	1.33
3	J	101	07D	C12-C13	8.53	1.52	1.33
3	h	101	07D	C12-C13	8.53	1.52	1.33
3	b	102	07D	C12-C13	8.52	1.52	1.33
3	e	102	07D	C12-C13	8.52	1.52	1.33
3	f	102	07D	C12-C13	8.52	1.52	1.33
3	D	101	07D	C12-C13	8.51	1.52	1.33
3	n	101	07D	C7-C8	8.51	1.52	1.33
3	j	102	07D	C12-C13	8.51	1.52	1.33
3	c	102	07D	C12-C13	8.51	1.52	1.33
3	N	101	07D	C7-C8	8.51	1.52	1.33

Continued on next page...

Continued from previous page...

Mol	Chain	Res	Type	Atoms	Z	Observed(Å)	Ideal(Å)
3	l	102	07D	C7-C8	8.51	1.52	1.33
3	k	102	07D	C7-C8	8.50	1.52	1.33
3	a	102	07D	C7-C8	8.50	1.52	1.33
3	a	102	07D	C12-C13	8.49	1.52	1.33
3	i	102	07D	C7-C8	8.47	1.52	1.33
3	o	102	07D	C12-C13	8.47	1.52	1.33
3	n	102	07D	C7-C8	8.46	1.52	1.33
3	I	101	07D	C7-C8	8.45	1.52	1.33
3	G	101	07D	C3B-C2B	7.77	1.49	1.36
3	c	102	07D	C3B-C2B	7.76	1.49	1.36
3	a	102	07D	C3B-C2B	7.76	1.49	1.36
3	e	102	07D	C3B-C2B	7.75	1.49	1.36
3	F	101	07D	C3B-C2B	7.75	1.49	1.36
3	d	102	07D	C3B-C2B	7.74	1.49	1.36
3	D	101	07D	C3B-C2B	7.74	1.49	1.36
3	M	101	07D	C3B-C2B	7.74	1.49	1.36
3	h	102	07D	C3B-C2B	7.73	1.49	1.36
3	H	101	07D	C3B-C2B	7.73	1.49	1.36
3	J	101	07D	C3B-C2B	7.73	1.49	1.36
3	L	101	07D	C3B-C2B	7.72	1.49	1.36
3	n	102	07D	C3B-C2B	7.72	1.49	1.36
3	O	101	07D	C3B-C2B	7.72	1.49	1.36
3	i	102	07D	C3B-C2B	7.70	1.49	1.36
3	N	101	07D	C3B-C2B	7.70	1.49	1.36
3	g	102	07D	C3B-C2B	7.70	1.49	1.36
3	C	101	07D	C3B-C2B	7.69	1.49	1.36
3	A	101	07D	C3B-C2B	7.69	1.49	1.36
3	E	101	07D	C3B-C2B	7.69	1.49	1.36
3	l	102	07D	C3B-C2B	7.68	1.49	1.36
3	m	102	07D	C3B-C2B	7.68	1.49	1.36
3	K	101	07D	C3B-C2B	7.68	1.49	1.36
3	o	102	07D	C3B-C2B	7.68	1.49	1.36
3	b	102	07D	C3B-C2B	7.67	1.49	1.36
3	j	102	07D	C3B-C2B	7.67	1.49	1.36
3	I	101	07D	C3B-C2B	7.66	1.49	1.36
3	k	102	07D	C3B-C2B	7.66	1.49	1.36
3	B	101	07D	C3B-C2B	7.64	1.49	1.36
3	f	102	07D	C3B-C2B	7.55	1.49	1.36
3	g	101	07D	C3B-C2B	7.50	1.49	1.36
3	c	101	07D	C3B-C2B	7.49	1.49	1.36
3	e	101	07D	C3B-C2B	7.46	1.49	1.36
3	i	101	07D	C3B-C2B	7.43	1.49	1.36

Continued on next page...

Continued from previous page...

Mol	Chain	Res	Type	Atoms	Z	Observed(Å)	Ideal(Å)
3	j	101	07D	C3B-C2B	7.43	1.49	1.36
3	a	101	07D	C3B-C2B	7.42	1.49	1.36
3	m	101	07D	C3B-C2B	7.40	1.49	1.36
3	f	101	07D	C3B-C2B	7.40	1.49	1.36
3	h	101	07D	C3B-C2B	7.38	1.49	1.36
3	b	101	07D	C3B-C2B	7.38	1.49	1.36
3	l	101	07D	C3B-C2B	7.36	1.49	1.36
3	n	101	07D	C3B-C2B	7.35	1.49	1.36
3	o	101	07D	C3B-C2B	7.33	1.49	1.36
3	d	101	07D	C3B-C2B	7.28	1.49	1.36
3	k	101	07D	C3B-C2B	7.28	1.49	1.36
3	B	101	07D	C3D-C2D	7.19	1.48	1.36
3	G	101	07D	C3D-C2D	7.18	1.48	1.36
3	K	101	07D	C3D-C2D	7.15	1.48	1.36
3	A	101	07D	C3D-C2D	7.15	1.48	1.36
3	E	101	07D	C3D-C2D	7.12	1.48	1.36
3	H	101	07D	C3D-C2D	7.11	1.48	1.36
3	L	101	07D	C3D-C2D	7.09	1.48	1.36
3	N	101	07D	C3D-C2D	7.09	1.48	1.36
3	O	101	07D	C3D-C2D	7.07	1.48	1.36
3	D	101	07D	C3D-C2D	7.07	1.48	1.36
3	C	101	07D	C3D-C2D	7.06	1.48	1.36
3	J	101	07D	C3D-C2D	7.05	1.48	1.36
3	I	101	07D	C3D-C2D	7.04	1.48	1.36
3	o	101	07D	C3D-C2D	7.04	1.48	1.36
3	M	101	07D	C3D-C2D	7.02	1.48	1.36
3	F	101	07D	C3D-C2D	7.01	1.48	1.36
3	g	101	07D	C3D-C2D	7.01	1.48	1.36
3	k	101	07D	C3D-C2D	6.99	1.48	1.36
3	e	101	07D	C3D-C2D	6.98	1.48	1.36
3	b	101	07D	C3D-C2D	6.97	1.48	1.36
3	l	101	07D	C3D-C2D	6.96	1.48	1.36
3	b	102	07D	C3D-C2D	6.96	1.48	1.36
3	c	101	07D	C17-C18	6.96	1.53	1.32
3	f	101	07D	C17-C18	6.95	1.53	1.32
3	h	101	07D	C17-C18	6.95	1.53	1.32
3	j	102	07D	C3D-C2D	6.94	1.48	1.36
3	i	102	07D	C17-C18	6.94	1.53	1.32
3	l	101	07D	C17-C18	6.94	1.53	1.32
3	o	102	07D	C17-C18	6.94	1.53	1.32
3	i	101	07D	C3D-C2D	6.93	1.48	1.36
3	m	101	07D	C3D-C2D	6.93	1.48	1.36

Continued on next page...

Continued from previous page...

Mol	Chain	Res	Type	Atoms	Z	Observed(Å)	Ideal(Å)
3	i	102	07D	C3D-C2D	6.92	1.48	1.36
3	e	101	07D	C17-C18	6.92	1.53	1.32
3	j	101	07D	C17-C18	6.91	1.53	1.32
3	a	101	07D	C3D-C2D	6.90	1.48	1.36
3	B	101	07D	C17-C18	6.90	1.53	1.32
3	k	101	07D	C17-C18	6.90	1.53	1.32
3	c	101	07D	C3D-C2D	6.90	1.48	1.36
3	n	101	07D	C3D-C2D	6.90	1.48	1.36
3	g	101	07D	C17-C18	6.89	1.53	1.32
3	m	101	07D	C17-C18	6.89	1.53	1.32
3	a	101	07D	C17-C18	6.89	1.53	1.32
3	d	101	07D	C17-C18	6.88	1.53	1.32
3	d	101	07D	C3D-C2D	6.88	1.48	1.36
3	a	102	07D	C17-C18	6.88	1.53	1.32
3	o	101	07D	C17-C18	6.87	1.53	1.32
3	n	101	07D	C17-C18	6.86	1.53	1.32
3	h	101	07D	C3D-C2D	6.86	1.48	1.36
3	i	101	07D	C17-C18	6.86	1.52	1.32
3	f	101	07D	C3D-C2D	6.85	1.48	1.36
3	c	102	07D	C3D-C2D	6.85	1.48	1.36
3	n	102	07D	C17-C18	6.84	1.52	1.32
3	h	102	07D	C3D-C2D	6.84	1.48	1.36
3	b	101	07D	C17-C18	6.84	1.52	1.32
3	G	101	07D	C17-C18	6.84	1.52	1.32
3	H	101	07D	C17-C18	6.83	1.52	1.32
3	m	102	07D	C17-C18	6.83	1.52	1.32
3	e	102	07D	C3D-C2D	6.82	1.48	1.36
3	k	102	07D	C17-C18	6.82	1.52	1.32
3	l	102	07D	C3D-C2D	6.82	1.48	1.36
3	f	102	07D	C3D-C2D	6.82	1.48	1.36
3	K	101	07D	C17-C18	6.82	1.52	1.32
3	j	101	07D	C3D-C2D	6.81	1.48	1.36
3	j	102	07D	C17-C18	6.81	1.52	1.32
3	l	102	07D	C17-C18	6.81	1.52	1.32
3	o	102	07D	C3D-C2D	6.80	1.48	1.36
3	a	102	07D	C3D-C2D	6.79	1.48	1.36
3	m	102	07D	C3D-C2D	6.79	1.48	1.36
3	g	102	07D	C3D-C2D	6.78	1.48	1.36
3	h	102	07D	C17-C18	6.78	1.52	1.32
3	d	102	07D	C3D-C2D	6.77	1.48	1.36
3	e	102	07D	C17-C18	6.77	1.52	1.32
3	d	102	07D	C17-C18	6.76	1.52	1.32

Continued on next page...

Continued from previous page...

Mol	Chain	Res	Type	Atoms	Z	Observed(Å)	Ideal(Å)
3	D	101	07D	C17-C18	6.76	1.52	1.32
3	k	102	07D	C3D-C2D	6.75	1.48	1.36
3	F	101	07D	C17-C18	6.75	1.52	1.32
3	C	101	07D	C17-C18	6.75	1.52	1.32
3	O	101	07D	C17-C18	6.74	1.52	1.32
3	I	101	07D	C17-C18	6.74	1.52	1.32
3	N	101	07D	C17-C18	6.73	1.52	1.32
3	g	102	07D	C17-C18	6.73	1.52	1.32
3	b	102	07D	C17-C18	6.73	1.52	1.32
3	L	101	07D	C17-C18	6.73	1.52	1.32
3	n	102	07D	C3D-C2D	6.73	1.48	1.36
3	f	102	07D	C17-C18	6.72	1.52	1.32
3	M	101	07D	C17-C18	6.72	1.52	1.32
3	c	102	07D	C17-C18	6.72	1.52	1.32
3	A	101	07D	C17-C18	6.71	1.52	1.32
3	k	102	07D	C1A-CHA	6.71	1.49	1.39
3	J	101	07D	C17-C18	6.71	1.52	1.32
3	E	101	07D	C17-C18	6.69	1.52	1.32
3	b	102	07D	C1A-CHA	6.67	1.49	1.39
3	a	102	07D	C1A-CHA	6.60	1.49	1.39
3	n	102	07D	C1A-CHA	6.59	1.49	1.39
3	f	102	07D	C1A-CHA	6.57	1.49	1.39
3	j	102	07D	C1A-CHA	6.57	1.49	1.39
3	l	102	07D	C1A-CHA	6.56	1.49	1.39
3	m	102	07D	C1A-CHA	6.54	1.49	1.39
3	J	101	07D	C1A-CHA	6.53	1.49	1.39
3	e	102	07D	C1A-CHA	6.53	1.49	1.39
3	i	102	07D	C1A-CHA	6.53	1.49	1.39
3	g	102	07D	C1A-CHA	6.52	1.49	1.39
3	h	102	07D	C1A-CHA	6.52	1.49	1.39
3	C	101	07D	C1A-CHA	6.50	1.49	1.39
3	G	101	07D	C1A-CHA	6.48	1.49	1.39
3	d	102	07D	C1A-CHA	6.48	1.49	1.39
3	N	101	07D	C1A-CHA	6.47	1.49	1.39
3	D	101	07D	C1A-CHA	6.47	1.49	1.39
3	B	101	07D	C1A-CHA	6.47	1.49	1.39
3	o	102	07D	C1A-CHA	6.44	1.48	1.39
3	I	101	07D	C1A-CHA	6.44	1.48	1.39
3	K	101	07D	C1A-CHA	6.44	1.48	1.39
3	F	101	07D	C1A-CHA	6.44	1.48	1.39
3	c	102	07D	C1A-CHA	6.44	1.48	1.39
3	E	101	07D	C1A-CHA	6.43	1.48	1.39

Continued on next page...

Continued from previous page...

Mol	Chain	Res	Type	Atoms	Z	Observed(Å)	Ideal(Å)
3	O	101	07D	C1A-CHA	6.42	1.48	1.39
3	L	101	07D	C1A-CHA	6.39	1.48	1.39
3	M	101	07D	C1A-CHA	6.36	1.48	1.39
3	H	101	07D	C1A-CHA	6.35	1.48	1.39
3	d	101	07D	C1A-CHA	6.35	1.48	1.39
3	A	101	07D	C1A-CHA	6.34	1.48	1.39
3	e	101	07D	C1A-CHA	6.32	1.48	1.39
3	k	101	07D	C1A-CHA	6.28	1.48	1.39
3	m	101	07D	C1A-CHA	6.19	1.48	1.39
3	n	101	07D	C1A-CHA	6.13	1.48	1.39
3	a	101	07D	C1A-CHA	6.11	1.48	1.39
3	f	101	07D	C1A-CHA	6.05	1.48	1.39
3	h	101	07D	C1A-CHA	5.94	1.48	1.39
3	j	101	07D	C1A-CHA	5.94	1.48	1.39
3	o	101	07D	C1A-CHA	5.94	1.48	1.39
3	b	101	07D	C1A-CHA	5.91	1.48	1.39
3	g	101	07D	C1A-CHA	5.88	1.48	1.39
3	l	101	07D	C1A-CHA	5.81	1.48	1.39
3	i	101	07D	C1A-CHA	5.66	1.47	1.39
3	c	101	07D	C1A-CHA	5.50	1.47	1.39
3	n	102	07D	C2A-C3A	5.19	1.53	1.37
3	d	102	07D	C2A-C3A	5.19	1.53	1.37
3	l	101	07D	C2A-C3A	5.17	1.53	1.37
3	j	102	07D	C2A-C3A	5.17	1.53	1.37
3	i	101	07D	C2A-C3A	5.16	1.53	1.37
3	c	101	07D	C2A-C3A	5.16	1.53	1.37
3	g	102	07D	C2A-C3A	5.16	1.53	1.37
3	a	102	07D	C2A-C3A	5.15	1.52	1.37
3	f	102	07D	C2A-C3A	5.15	1.52	1.37
3	e	102	07D	C2A-C3A	5.14	1.52	1.37
3	o	102	07D	C2A-C3A	5.14	1.52	1.37
3	i	102	07D	C2A-C3A	5.14	1.52	1.37
3	b	101	07D	C2A-C3A	5.14	1.52	1.37
3	g	101	07D	C2A-C3A	5.14	1.52	1.37
3	j	101	07D	C2A-C3A	5.13	1.52	1.37
3	l	102	07D	C2A-C3A	5.13	1.52	1.37
3	h	101	07D	C2A-C3A	5.13	1.52	1.37
3	m	102	07D	C2A-C3A	5.13	1.52	1.37
3	c	102	07D	C2A-C3A	5.13	1.52	1.37
3	o	101	07D	C2A-C3A	5.13	1.52	1.37
3	b	102	07D	C2A-C3A	5.12	1.52	1.37
3	L	101	07D	C2A-C3A	5.12	1.52	1.37

Continued on next page...

Continued from previous page...

Mol	Chain	Res	Type	Atoms	Z	Observed(Å)	Ideal(Å)
3	A	101	07D	C2A-C3A	5.11	1.52	1.37
3	h	102	07D	C2A-C3A	5.11	1.52	1.37
3	k	102	07D	C2A-C3A	5.11	1.52	1.37
3	D	101	07D	C2A-C3A	5.10	1.52	1.37
3	I	101	07D	C2A-C3A	5.10	1.52	1.37
3	a	101	07D	C2A-C3A	5.09	1.52	1.37
3	e	101	07D	C2A-C3A	5.09	1.52	1.37
3	F	101	07D	C2A-C3A	5.09	1.52	1.37
3	B	101	07D	C2A-C3A	5.08	1.52	1.37
3	m	101	07D	C2A-C3A	5.08	1.52	1.37
3	C	101	07D	C2A-C3A	5.08	1.52	1.37
3	J	101	07D	C2A-C3A	5.08	1.52	1.37
3	O	101	07D	C2A-C3A	5.07	1.52	1.37
3	f	101	07D	C2A-C3A	5.07	1.52	1.37
3	n	101	07D	C2A-C3A	5.06	1.52	1.37
3	M	101	07D	C2A-C3A	5.06	1.52	1.37
3	k	101	07D	C2A-C3A	5.06	1.52	1.37
3	a	101	07D	O2D-CGD	5.06	1.45	1.33
3	N	101	07D	C2A-C3A	5.05	1.52	1.37
3	E	101	07D	C2A-C3A	5.05	1.52	1.37
3	H	101	07D	C2A-C3A	5.05	1.52	1.37
3	G	101	07D	C2A-C3A	5.04	1.52	1.37
3	c	101	07D	O2D-CGD	5.04	1.45	1.33
3	m	101	07D	O2D-CGD	5.03	1.45	1.33
3	f	101	07D	O2D-CGD	5.03	1.45	1.33
3	i	101	07D	O2D-CGD	5.03	1.45	1.33
3	b	101	07D	O2D-CGD	5.03	1.45	1.33
3	g	101	07D	O2D-CGD	5.03	1.45	1.33
3	e	101	07D	O2D-CGD	5.03	1.45	1.33
3	o	101	07D	O2D-CGD	5.02	1.45	1.33
3	d	101	07D	O2D-CGD	5.02	1.45	1.33
3	d	101	07D	C2A-C3A	5.02	1.52	1.37
3	h	101	07D	O2D-CGD	5.01	1.45	1.33
3	n	101	07D	O2D-CGD	5.00	1.45	1.33
3	k	101	07D	O2D-CGD	5.00	1.45	1.33
3	K	101	07D	C2A-C3A	5.00	1.52	1.37
3	l	101	07D	O2D-CGD	4.99	1.45	1.33
3	j	101	07D	O2D-CGD	4.98	1.45	1.33
3	K	101	07D	CHD-C4C	4.98	1.47	1.39
3	E	101	07D	CHD-C4C	4.97	1.47	1.39
3	G	101	07D	CHD-C4C	4.95	1.47	1.39
3	N	101	07D	CHD-C4C	4.95	1.47	1.39

Continued on next page...

Continued from previous page...

Mol	Chain	Res	Type	Atoms	Z	Observed(Å)	Ideal(Å)
3	B	101	07D	CHD-C4C	4.93	1.47	1.39
3	I	101	07D	CHD-C4C	4.93	1.47	1.39
3	D	101	07D	CHD-C4C	4.91	1.47	1.39
3	J	101	07D	CHD-C4C	4.90	1.47	1.39
3	H	101	07D	CHD-C4C	4.89	1.47	1.39
3	j	102	07D	O2D-CGD	4.88	1.45	1.33
3	K	101	07D	O2D-CGD	4.87	1.45	1.33
3	k	102	07D	O2D-CGD	4.87	1.45	1.33
3	a	102	07D	O2D-CGD	4.87	1.45	1.33
3	C	101	07D	CHD-C4C	4.87	1.47	1.39
3	J	101	07D	O2D-CGD	4.86	1.45	1.33
3	D	101	07D	O2D-CGD	4.86	1.45	1.33
3	O	101	07D	CHD-C4C	4.86	1.47	1.39
3	g	102	07D	O2D-CGD	4.86	1.45	1.33
3	h	102	07D	O2D-CGD	4.86	1.45	1.33
3	L	101	07D	O2D-CGD	4.86	1.45	1.33
3	n	102	07D	O2D-CGD	4.86	1.45	1.33
3	b	101	07D	CHD-C4C	4.85	1.47	1.39
3	c	102	07D	O2D-CGD	4.85	1.45	1.33
3	M	101	07D	O2D-CGD	4.85	1.45	1.33
3	I	101	07D	O2D-CGD	4.85	1.45	1.33
3	d	102	07D	O2D-CGD	4.85	1.45	1.33
3	l	102	07D	O2D-CGD	4.85	1.45	1.33
3	o	102	07D	O2D-CGD	4.84	1.45	1.33
3	e	102	07D	O2D-CGD	4.84	1.45	1.33
3	A	101	07D	CHD-C4C	4.83	1.47	1.39
3	L	101	07D	CHD-C4C	4.82	1.47	1.39
3	O	101	07D	O2D-CGD	4.82	1.45	1.33
3	m	102	07D	O2D-CGD	4.82	1.45	1.33
3	o	101	07D	CHD-C4C	4.82	1.47	1.39
3	H	101	07D	O2D-CGD	4.82	1.45	1.33
3	b	102	07D	O2D-CGD	4.82	1.45	1.33
3	N	101	07D	O2D-CGD	4.82	1.45	1.33
3	A	101	07D	O2D-CGD	4.82	1.45	1.33
3	i	102	07D	O2D-CGD	4.82	1.45	1.33
3	E	101	07D	O2D-CGD	4.81	1.45	1.33
3	f	102	07D	O2D-CGD	4.81	1.45	1.33
3	F	101	07D	O2D-CGD	4.81	1.45	1.33
3	G	101	07D	O2D-CGD	4.81	1.45	1.33
3	F	101	07D	CHD-C4C	4.80	1.47	1.39
3	g	101	07D	CHD-C4C	4.80	1.47	1.39
3	M	101	07D	CHD-C4C	4.80	1.47	1.39

Continued on next page...

Continued from previous page...

Mol	Chain	Res	Type	Atoms	Z	Observed(Å)	Ideal(Å)
3	l	101	07D	CHD-C4C	4.79	1.47	1.39
3	B	101	07D	O2D-CGD	4.79	1.45	1.33
3	n	101	07D	CHD-C4C	4.78	1.47	1.39
3	C	101	07D	O2D-CGD	4.77	1.45	1.33
3	m	101	07D	CHD-C4C	4.76	1.47	1.39
3	i	101	07D	CHD-C4C	4.76	1.47	1.39
3	f	101	07D	CHD-C4C	4.75	1.47	1.39
3	a	102	07D	CHC-C4B	4.75	1.48	1.39
3	e	101	07D	CHD-C4C	4.74	1.47	1.39
3	n	102	07D	CHC-C4B	4.74	1.48	1.39
3	a	101	07D	CHD-C4C	4.73	1.47	1.39
3	h	101	07D	CHD-C4C	4.73	1.47	1.39
3	c	101	07D	CHD-C4C	4.72	1.47	1.39
3	d	102	07D	CHC-C4B	4.72	1.48	1.39
3	k	102	07D	CHC-C4B	4.71	1.48	1.39
3	c	102	07D	CHC-C4B	4.71	1.48	1.39
3	i	102	07D	CHC-C4B	4.71	1.48	1.39
3	K	101	07D	CHC-C4B	4.71	1.48	1.39
3	F	101	07D	CHC-C4B	4.70	1.48	1.39
3	H	101	07D	CHC-C4B	4.70	1.48	1.39
3	G	101	07D	CHC-C4B	4.70	1.48	1.39
3	k	101	07D	CHD-C4C	4.70	1.47	1.39
3	O	101	07D	CHC-C4B	4.69	1.48	1.39
3	A	101	07D	C3C-C2C	4.69	1.51	1.37
3	C	101	07D	CHC-C4B	4.69	1.48	1.39
3	J	101	07D	C3C-C2C	4.69	1.51	1.37
3	d	101	07D	CHD-C4C	4.68	1.47	1.39
3	g	102	07D	CHC-C4B	4.68	1.48	1.39
3	o	102	07D	CHC-C4B	4.68	1.48	1.39
3	D	101	07D	CHC-C4B	4.67	1.48	1.39
3	H	101	07D	C3C-C2C	4.67	1.51	1.37
3	N	101	07D	C3C-C2C	4.67	1.51	1.37
3	K	101	07D	C3C-C2C	4.66	1.51	1.37
3	D	101	07D	C3C-C2C	4.66	1.51	1.37
3	I	101	07D	CHC-C4B	4.66	1.48	1.39
3	M	101	07D	C3C-C2C	4.66	1.51	1.37
3	O	101	07D	C3C-C2C	4.66	1.51	1.37
3	m	102	07D	CHC-C4B	4.66	1.48	1.39
3	A	101	07D	CHC-C4B	4.66	1.48	1.39
3	l	102	07D	CHC-C4B	4.66	1.48	1.39
3	I	101	07D	C3C-C2C	4.66	1.51	1.37
3	L	101	07D	C3C-C2C	4.66	1.51	1.37

Continued on next page...

Continued from previous page...

Mol	Chain	Res	Type	Atoms	Z	Observed(Å)	Ideal(Å)
3	e	102	07D	CHC-C4B	4.65	1.48	1.39
3	N	101	07D	CHC-C4B	4.65	1.48	1.39
3	L	101	07D	CHC-C4B	4.65	1.48	1.39
3	h	102	07D	CHC-C4B	4.64	1.48	1.39
3	B	101	07D	CHC-C4B	4.64	1.48	1.39
3	G	101	07D	C3C-C2C	4.64	1.51	1.37
3	j	102	07D	CHC-C4B	4.63	1.48	1.39
3	B	101	07D	C3C-C2C	4.63	1.51	1.37
3	M	101	07D	CHC-C4B	4.63	1.48	1.39
3	J	101	07D	CHC-C4B	4.63	1.48	1.39
3	b	102	07D	CHC-C4B	4.63	1.48	1.39
3	C	101	07D	C3C-C2C	4.62	1.51	1.37
3	f	102	07D	CHC-C4B	4.61	1.48	1.39
3	E	101	07D	CHC-C4B	4.61	1.48	1.39
3	b	101	07D	CHC-C4B	4.61	1.48	1.39
3	F	101	07D	C3C-C2C	4.60	1.51	1.37
3	i	101	07D	CHC-C4B	4.60	1.48	1.39
3	j	101	07D	CHC-C4B	4.60	1.48	1.39
3	E	101	07D	C3C-C2C	4.60	1.51	1.37
3	j	101	07D	CHD-C4C	4.59	1.47	1.39
3	l	102	07D	C3C-C2C	4.56	1.51	1.37
3	k	102	07D	C3C-C2C	4.56	1.51	1.37
3	c	101	07D	CHC-C4B	4.56	1.48	1.39
3	c	102	07D	C3C-C2C	4.56	1.51	1.37
3	f	102	07D	C3C-C2C	4.56	1.51	1.37
3	g	102	07D	C3C-C2C	4.56	1.51	1.37
3	d	101	07D	CHC-C4B	4.56	1.48	1.39
3	m	102	07D	C3C-C2C	4.55	1.51	1.37
3	g	102	07D	CHB-C1B	4.55	1.48	1.39
3	e	102	07D	C3C-C2C	4.55	1.51	1.37
3	i	102	07D	C3C-C2C	4.54	1.51	1.37
3	o	101	07D	CHC-C4B	4.54	1.48	1.39
3	n	102	07D	C3C-C2C	4.54	1.51	1.37
3	a	101	07D	CHC-C4B	4.54	1.48	1.39
3	l	102	07D	CHD-C4C	4.54	1.47	1.39
3	h	102	07D	C3C-C2C	4.54	1.51	1.37
3	m	102	07D	CHB-C1B	4.53	1.48	1.39
3	d	102	07D	C3C-C2C	4.53	1.51	1.37
3	o	102	07D	C3C-C2C	4.53	1.51	1.37
3	b	102	07D	C3C-C2C	4.53	1.51	1.37
3	j	102	07D	C3C-C2C	4.52	1.51	1.37
3	a	102	07D	CHB-C1B	4.52	1.48	1.39

Continued on next page...

Continued from previous page...

Mol	Chain	Res	Type	Atoms	Z	Observed(Å)	Ideal(Å)
3	a	102	07D	C3C-C2C	4.52	1.51	1.37
3	j	102	07D	CHD-C4C	4.52	1.46	1.39
3	f	102	07D	CHB-C1B	4.51	1.48	1.39
3	d	102	07D	CHB-C1B	4.51	1.48	1.39
3	g	101	07D	CHC-C4B	4.51	1.48	1.39
3	n	101	07D	CHC-C4B	4.51	1.48	1.39
3	c	102	07D	CHD-C4C	4.51	1.46	1.39
3	h	102	07D	CHB-C1B	4.51	1.48	1.39
3	f	102	07D	CHD-C4C	4.51	1.46	1.39
3	c	101	07D	C3C-C2C	4.50	1.51	1.37
3	l	101	07D	C3C-C2C	4.50	1.51	1.37
3	b	102	07D	CHB-C1B	4.50	1.48	1.39
3	h	102	07D	CHD-C4C	4.50	1.46	1.39
3	n	101	07D	C3C-C2C	4.49	1.51	1.37
3	i	102	07D	CHD-C4C	4.49	1.46	1.39
3	m	101	07D	CHC-C4B	4.49	1.48	1.39
3	n	102	07D	CHD-C4C	4.49	1.46	1.39
3	k	102	07D	CHD-C4C	4.48	1.46	1.39
3	g	102	07D	CHD-C4C	4.48	1.46	1.39
3	a	101	07D	C3C-C2C	4.48	1.50	1.37
3	k	101	07D	CHC-C4B	4.48	1.48	1.39
3	m	102	07D	CHD-C4C	4.48	1.46	1.39
3	o	102	07D	CHD-C4C	4.47	1.46	1.39
3	o	101	07D	O2A-CGA	4.47	1.46	1.33
3	e	101	07D	CHC-C4B	4.47	1.48	1.39
3	e	101	07D	C3C-C2C	4.47	1.50	1.37
3	g	101	07D	C3C-C2C	4.47	1.50	1.37
3	d	101	07D	C3C-C2C	4.47	1.50	1.37
3	f	101	07D	CHC-C4B	4.47	1.47	1.39
3	e	102	07D	CHB-C1B	4.47	1.47	1.39
3	i	101	07D	C3C-C2C	4.46	1.50	1.37
3	h	101	07D	C3C-C2C	4.46	1.50	1.37
3	m	101	07D	C3C-C2C	4.46	1.50	1.37
3	f	101	07D	C3C-C2C	4.46	1.50	1.37
3	o	101	07D	C3C-C2C	4.46	1.50	1.37
3	l	101	07D	O2A-CGA	4.46	1.46	1.33
3	k	101	07D	C3C-C2C	4.45	1.50	1.37
3	b	101	07D	C3C-C2C	4.45	1.50	1.37
3	e	102	07D	CHD-C4C	4.45	1.46	1.39
3	b	102	07D	CHD-C4C	4.45	1.46	1.39
3	h	101	07D	CHC-C4B	4.44	1.47	1.39
3	c	101	07D	O2A-CGA	4.44	1.46	1.33

Continued on next page...

Continued from previous page...

Mol	Chain	Res	Type	Atoms	Z	Observed(Å)	Ideal(Å)
3	l	102	07D	CHB-C1B	4.44	1.47	1.39
3	j	101	07D	C3C-C2C	4.44	1.50	1.37
3	o	102	07D	CHB-C1B	4.43	1.47	1.39
3	n	102	07D	CHB-C1B	4.43	1.47	1.39
3	f	102	07D	O2A-CGA	4.43	1.46	1.33
3	e	102	07D	O2A-CGA	4.42	1.46	1.33
3	d	102	07D	CHD-C4C	4.42	1.46	1.39
3	c	102	07D	CHB-C1B	4.42	1.47	1.39
3	j	102	07D	CHB-C1B	4.42	1.47	1.39
3	l	101	07D	CHC-C4B	4.41	1.47	1.39
3	g	101	07D	O2A-CGA	4.41	1.46	1.33
3	c	102	07D	O2A-CGA	4.41	1.46	1.33
3	d	102	07D	O2A-CGA	4.41	1.46	1.33
3	g	102	07D	O2A-CGA	4.40	1.46	1.33
3	i	102	07D	CHB-C1B	4.39	1.47	1.39
3	b	102	07D	O2A-CGA	4.39	1.46	1.33
3	k	102	07D	CHB-C1B	4.39	1.47	1.39
3	n	102	07D	O2A-CGA	4.39	1.46	1.33
3	l	102	07D	O2A-CGA	4.38	1.46	1.33
3	a	102	07D	CHD-C4C	4.38	1.46	1.39
3	i	102	07D	O2A-CGA	4.35	1.46	1.33
3	H	101	07D	O2A-CGA	4.35	1.46	1.33
3	D	101	07D	CHB-C1B	4.34	1.47	1.39
3	o	102	07D	O2A-CGA	4.33	1.46	1.33
3	k	102	07D	O2A-CGA	4.33	1.46	1.33
3	B	101	07D	CHB-C1B	4.32	1.47	1.39
3	L	101	07D	O2A-CGA	4.32	1.45	1.33
3	b	101	07D	O2A-CGA	4.31	1.45	1.33
3	A	101	07D	O2A-CGA	4.30	1.45	1.33
3	j	102	07D	O2A-CGA	4.30	1.45	1.33
3	C	101	07D	CHB-C1B	4.29	1.47	1.39
3	J	101	07D	O2A-CGA	4.29	1.45	1.33
3	F	101	07D	CHB-C1B	4.28	1.47	1.39
3	M	101	07D	CHB-C1B	4.28	1.47	1.39
3	m	102	07D	O2A-CGA	4.28	1.45	1.33
3	L	101	07D	CHB-C1B	4.28	1.47	1.39
3	I	101	07D	O2A-CGA	4.28	1.45	1.33
3	G	101	07D	CHB-C1B	4.27	1.47	1.39
3	E	101	07D	CHB-C1B	4.26	1.47	1.39
3	I	101	07D	CHB-C1B	4.26	1.47	1.39
3	B	101	07D	O2A-CGA	4.25	1.45	1.33
3	k	101	07D	O2A-CGA	4.25	1.45	1.33

Continued on next page...

Continued from previous page...

Mol	Chain	Res	Type	Atoms	Z	Observed(Å)	Ideal(Å)
3	h	102	07D	O2A-CGA	4.25	1.45	1.33
3	i	101	07D	O2A-CGA	4.25	1.45	1.33
3	O	101	07D	O2A-CGA	4.25	1.45	1.33
3	J	101	07D	CHB-C1B	4.24	1.47	1.39
3	O	101	07D	CHB-C1B	4.24	1.47	1.39
3	a	102	07D	O2A-CGA	4.24	1.45	1.33
3	C	101	07D	O2A-CGA	4.24	1.45	1.33
3	H	101	07D	CHB-C1B	4.24	1.47	1.39
3	M	101	07D	O2A-CGA	4.22	1.45	1.33
3	A	101	07D	CHB-C1B	4.21	1.47	1.39
3	N	101	07D	O2A-CGA	4.21	1.45	1.33
3	e	101	07D	O2A-CGA	4.21	1.45	1.33
3	E	101	07D	O2A-CGA	4.21	1.45	1.33
3	K	101	07D	O2A-CGA	4.21	1.45	1.33
3	j	101	07D	O2A-CGA	4.21	1.45	1.33
3	G	101	07D	O2A-CGA	4.20	1.45	1.33
3	n	101	07D	O2A-CGA	4.20	1.45	1.33
3	D	101	07D	O2A-CGA	4.20	1.45	1.33
3	N	101	07D	CHB-C1B	4.18	1.47	1.39
3	a	101	07D	O2A-CGA	4.18	1.45	1.33
3	F	101	07D	O2A-CGA	4.17	1.45	1.33
3	k	101	07D	CHB-C4A	-4.16	1.32	1.39
3	m	101	07D	O2A-CGA	4.14	1.45	1.33
3	h	101	07D	O2A-CGA	4.13	1.45	1.33
3	f	101	07D	CHB-C1B	4.13	1.47	1.39
3	f	101	07D	O2A-CGA	4.12	1.45	1.33
3	K	101	07D	CHB-C1B	4.11	1.47	1.39
3	c	101	07D	CHB-C1B	4.09	1.47	1.39
3	d	101	07D	O2A-CGA	4.08	1.45	1.33
3	e	101	07D	CHB-C1B	4.08	1.47	1.39
3	b	101	07D	CHB-C1B	4.08	1.47	1.39
3	h	101	07D	CHB-C4A	-4.08	1.33	1.39
3	a	101	07D	CHB-C1B	4.08	1.47	1.39
3	k	101	07D	CHB-C1B	4.07	1.47	1.39
3	i	101	07D	CHB-C1B	4.07	1.47	1.39
3	j	101	07D	CHB-C1B	4.05	1.47	1.39
3	g	101	07D	CHB-C4A	-4.05	1.33	1.39
3	m	101	07D	CHB-C4A	-4.05	1.33	1.39
3	n	101	07D	CHB-C1B	4.04	1.47	1.39
3	g	101	07D	CHB-C1B	4.04	1.47	1.39
3	d	101	07D	CHB-C1B	4.02	1.47	1.39
3	l	101	07D	CHB-C1B	4.02	1.47	1.39

Continued on next page...

Continued from previous page...

Mol	Chain	Res	Type	Atoms	Z	Observed(Å)	Ideal(Å)
3	o	101	07D	CHB-C1B	4.01	1.47	1.39
3	d	101	07D	CHB-C4A	-4.01	1.33	1.39
3	m	101	07D	CHB-C1B	4.00	1.47	1.39
3	o	101	07D	CHB-C4A	-4.00	1.33	1.39
3	b	101	07D	CHB-C4A	-3.99	1.33	1.39
3	h	101	07D	CHB-C1B	3.99	1.47	1.39
3	j	101	07D	CHB-C4A	-3.99	1.33	1.39
3	c	101	07D	CHB-C4A	-3.98	1.33	1.39
3	l	101	07D	CHB-C4A	-3.97	1.33	1.39
3	e	101	07D	CHB-C4A	-3.96	1.33	1.39
3	K	101	07D	CHD-C1D	3.96	1.47	1.39
3	B	101	07D	CHD-C1D	3.94	1.46	1.39
3	n	101	07D	CHB-C4A	-3.94	1.33	1.39
3	E	101	07D	CHD-C1D	3.93	1.46	1.39
3	O	101	07D	CHD-C1D	3.93	1.46	1.39
3	M	101	07D	CHD-C1D	3.92	1.46	1.39
3	J	101	07D	CHD-C1D	3.92	1.46	1.39
3	i	101	07D	CHB-C4A	-3.91	1.33	1.39
3	H	101	07D	CHD-C1D	3.91	1.46	1.39
3	I	101	07D	CHD-C1D	3.90	1.46	1.39
3	K	101	07D	CHB-C4A	-3.90	1.33	1.39
3	G	101	07D	CHD-C1D	3.90	1.46	1.39
3	C	101	07D	CHD-C1D	3.90	1.46	1.39
3	b	101	07D	CHD-C1D	3.89	1.46	1.39
3	k	102	07D	CHD-C1D	3.88	1.46	1.39
3	l	102	07D	CHD-C1D	3.88	1.46	1.39
3	A	101	07D	CHD-C1D	3.88	1.46	1.39
3	D	101	07D	CHD-C1D	3.87	1.46	1.39
3	L	101	07D	CHD-C1D	3.87	1.46	1.39
3	d	102	07D	CHD-C1D	3.87	1.46	1.39
3	a	102	07D	CHD-C1D	3.86	1.46	1.39
3	k	101	07D	CHD-C1D	3.86	1.46	1.39
3	a	101	07D	CHB-C4A	-3.86	1.33	1.39
3	i	102	07D	CHD-C1D	3.86	1.46	1.39
3	f	101	07D	CHB-C4A	-3.85	1.33	1.39
3	N	101	07D	CHD-C1D	3.85	1.46	1.39
3	n	102	07D	CHD-C1D	3.85	1.46	1.39
3	f	102	07D	CHD-C1D	3.85	1.46	1.39
3	F	101	07D	CHD-C1D	3.84	1.46	1.39
3	n	101	07D	CHD-C1D	3.84	1.46	1.39
3	b	102	07D	CHD-C1D	3.84	1.46	1.39
3	e	101	07D	CHD-C1D	3.83	1.46	1.39

Continued on next page...

Continued from previous page...

Mol	Chain	Res	Type	Atoms	Z	Observed(Å)	Ideal(Å)
3	g	101	07D	CHD-C1D	3.83	1.46	1.39
3	d	101	07D	CHD-C1D	3.82	1.46	1.39
3	c	102	07D	CHD-C1D	3.82	1.46	1.39
3	g	102	07D	CHD-C1D	3.81	1.46	1.39
3	h	102	07D	CHD-C1D	3.81	1.46	1.39
3	m	101	07D	CHD-C1D	3.81	1.46	1.39
3	o	102	07D	CHD-C1D	3.81	1.46	1.39
3	e	102	07D	CHD-C1D	3.81	1.46	1.39
3	m	102	07D	CHD-C1D	3.80	1.46	1.39
3	j	102	07D	CHD-C1D	3.80	1.46	1.39
3	i	101	07D	CHD-C1D	3.78	1.46	1.39
3	f	101	07D	CHD-C1D	3.78	1.46	1.39
3	G	101	07D	CHB-C4A	-3.78	1.33	1.39
3	o	101	07D	CHD-C1D	3.77	1.46	1.39
3	a	101	07D	CHD-C1D	3.77	1.46	1.39
3	H	101	07D	CHB-C4A	-3.77	1.33	1.39
3	O	101	07D	CHB-C4A	-3.75	1.33	1.39
3	N	101	07D	CHB-C4A	-3.75	1.33	1.39
3	c	101	07D	CHD-C1D	3.75	1.46	1.39
3	l	101	07D	CHD-C1D	3.74	1.46	1.39
3	B	101	07D	CHB-C4A	-3.72	1.33	1.39
3	M	101	07D	CHB-C4A	-3.71	1.33	1.39
3	J	101	07D	CHB-C4A	-3.69	1.33	1.39
3	I	101	07D	CHB-C4A	-3.68	1.33	1.39
3	F	101	07D	CHB-C4A	-3.67	1.33	1.39
3	h	101	07D	CHD-C1D	3.67	1.46	1.39
3	L	101	07D	CHB-C4A	-3.65	1.33	1.39
3	E	101	07D	CHB-C4A	-3.65	1.33	1.39
3	k	102	07D	CHB-C4A	-3.64	1.33	1.39
3	C	101	07D	CHB-C4A	-3.64	1.33	1.39
3	A	101	07D	CHB-C4A	-3.63	1.33	1.39
3	j	101	07D	CHD-C1D	3.62	1.46	1.39
3	D	101	07D	CHB-C4A	-3.61	1.33	1.39
3	i	102	07D	OBD-CAD	3.59	1.28	1.22
3	h	101	07D	CHC-C1C	-3.59	1.33	1.39
3	b	102	07D	OBD-CAD	3.59	1.28	1.22
3	f	101	07D	OBD-CAD	3.59	1.28	1.22
3	k	101	07D	OBD-CAD	3.59	1.28	1.22
3	e	101	07D	CHC-C1C	-3.59	1.33	1.39
3	o	101	07D	OBD-CAD	3.59	1.28	1.22
3	f	101	07D	CHC-C1C	-3.58	1.33	1.39
3	e	101	07D	OBD-CAD	3.58	1.28	1.22

Continued on next page...

Continued from previous page...

Mol	Chain	Res	Type	Atoms	Z	Observed(Å)	Ideal(Å)
3	l	102	07D	CHB-C4A	-3.58	1.33	1.39
3	i	101	07D	OBD-CAD	3.57	1.28	1.22
3	c	102	07D	CHB-C4A	-3.57	1.33	1.39
3	m	101	07D	OBD-CAD	3.57	1.28	1.22
3	m	102	07D	OBD-CAD	3.56	1.28	1.22
3	b	101	07D	OBD-CAD	3.56	1.28	1.22
3	c	101	07D	OBD-CAD	3.56	1.28	1.22
3	h	101	07D	OBD-CAD	3.56	1.28	1.22
3	j	102	07D	OBD-CAD	3.56	1.28	1.22
3	k	102	07D	OBD-CAD	3.56	1.28	1.22
3	a	101	07D	OBD-CAD	3.55	1.28	1.22
3	a	102	07D	OBD-CAD	3.55	1.28	1.22
3	e	102	07D	CHB-C4A	-3.55	1.33	1.39
3	n	101	07D	OBD-CAD	3.55	1.28	1.22
3	f	102	07D	OBD-CAD	3.54	1.28	1.22
3	i	102	07D	CHB-C4A	-3.54	1.33	1.39
3	j	101	07D	OBD-CAD	3.54	1.28	1.22
3	g	101	07D	OBD-CAD	3.54	1.28	1.22
3	n	102	07D	CHB-C4A	-3.54	1.33	1.39
3	j	102	07D	CHB-C4A	-3.54	1.33	1.39
3	i	101	07D	CHA-CBD	-3.53	1.47	1.51
3	l	101	07D	CHC-C1C	-3.53	1.33	1.39
3	o	102	07D	CHB-C4A	-3.52	1.33	1.39
3	c	101	07D	CHA-CBD	-3.52	1.47	1.51
3	e	102	07D	OBD-CAD	3.52	1.28	1.22
3	g	101	07D	CHA-CBD	-3.51	1.47	1.51
3	l	102	07D	OBD-CAD	3.51	1.28	1.22
3	l	101	07D	CHA-CBD	-3.51	1.47	1.51
3	g	102	07D	CHB-C4A	-3.51	1.34	1.39
3	j	101	07D	CHC-C1C	-3.51	1.34	1.39
3	h	102	07D	CHB-C4A	-3.51	1.34	1.39
3	d	102	07D	OBD-CAD	3.50	1.28	1.22
3	l	101	07D	OBD-CAD	3.50	1.28	1.22
3	h	102	07D	OBD-CAD	3.50	1.28	1.22
3	n	102	07D	OBD-CAD	3.49	1.28	1.22
3	m	102	07D	CHB-C4A	-3.49	1.34	1.39
3	i	101	07D	CHC-C1C	-3.48	1.34	1.39
3	g	102	07D	OBD-CAD	3.48	1.28	1.22
3	d	101	07D	OBD-CAD	3.47	1.28	1.22
3	c	102	07D	OBD-CAD	3.47	1.28	1.22
3	o	102	07D	OBD-CAD	3.46	1.28	1.22
3	k	101	07D	CHC-C1C	-3.46	1.34	1.39

Continued on next page...

Continued from previous page...

Mol	Chain	Res	Type	Atoms	Z	Observed(Å)	Ideal(Å)
3	o	101	07D	CHC-C1C	-3.46	1.34	1.39
3	n	101	07D	CHC-C1C	-3.45	1.34	1.39
3	E	101	07D	CHC-C1C	-3.45	1.34	1.39
3	L	101	07D	CHC-C1C	-3.45	1.34	1.39
3	m	101	07D	CHC-C1C	-3.45	1.34	1.39
3	I	101	07D	CHC-C1C	-3.44	1.34	1.39
3	a	102	07D	CHB-C4A	-3.44	1.34	1.39
3	G	101	07D	CHC-C1C	-3.44	1.34	1.39
3	O	101	07D	CHC-C1C	-3.44	1.34	1.39
3	c	101	07D	CHC-C1C	-3.44	1.34	1.39
3	f	102	07D	CHC-C1C	-3.43	1.34	1.39
3	B	101	07D	CHC-C1C	-3.43	1.34	1.39
3	a	101	07D	CHA-CBD	-3.43	1.47	1.51
3	b	102	07D	CHB-C4A	-3.42	1.34	1.39
3	F	101	07D	CHC-C1C	-3.42	1.34	1.39
3	J	101	07D	CHC-C1C	-3.42	1.34	1.39
3	g	101	07D	CHC-C1C	-3.41	1.34	1.39
3	o	101	07D	CHA-CBD	-3.40	1.47	1.51
3	H	101	07D	CHC-C1C	-3.39	1.34	1.39
3	C	101	07D	CHC-C1C	-3.39	1.34	1.39
3	d	101	07D	CHC-C1C	-3.39	1.34	1.39
3	b	101	07D	CHC-C1C	-3.39	1.34	1.39
3	K	101	07D	CHC-C1C	-3.38	1.34	1.39
3	M	101	07D	CHC-C1C	-3.38	1.34	1.39
3	k	101	07D	CHA-CBD	-3.37	1.47	1.51
3	b	101	07D	CHA-CBD	-3.37	1.47	1.51
3	d	102	07D	CHC-C1C	-3.37	1.34	1.39
3	f	102	07D	CHB-C4A	-3.37	1.34	1.39
3	e	102	07D	CHC-C1C	-3.37	1.34	1.39
3	D	101	07D	CHC-C1C	-3.36	1.34	1.39
3	a	101	07D	CHC-C1C	-3.36	1.34	1.39
3	j	102	07D	CHC-C1C	-3.36	1.34	1.39
3	o	102	07D	CHC-C1C	-3.35	1.34	1.39
3	N	101	07D	CHC-C1C	-3.35	1.34	1.39
3	m	102	07D	CHC-C1C	-3.34	1.34	1.39
3	f	101	07D	CHA-CBD	-3.34	1.47	1.51
3	l	102	07D	CHC-C1C	-3.33	1.34	1.39
3	A	101	07D	CHC-C1C	-3.33	1.34	1.39
3	d	102	07D	CHB-C4A	-3.33	1.34	1.39
3	h	102	07D	CHC-C1C	-3.32	1.34	1.39
3	b	102	07D	CHC-C1C	-3.32	1.34	1.39
3	m	101	07D	CHA-CBD	-3.31	1.47	1.51

Continued on next page...

Continued from previous page...

Mol	Chain	Res	Type	Atoms	Z	Observed(Å)	Ideal(Å)
3	a	102	07D	CHC-C1C	-3.31	1.34	1.39
3	k	102	07D	CHC-C1C	-3.30	1.34	1.39
3	n	102	07D	CHC-C1C	-3.29	1.34	1.39
3	e	101	07D	CHA-CBD	-3.28	1.47	1.51
3	c	102	07D	CHC-C1C	-3.27	1.34	1.39
3	i	102	07D	CHC-C1C	-3.27	1.34	1.39
3	n	101	07D	CHA-CBD	-3.26	1.47	1.51
3	K	101	07D	OBD-CAD	3.23	1.28	1.22
3	C	101	07D	OBD-CAD	3.23	1.28	1.22
3	j	101	07D	CHA-CBD	-3.23	1.47	1.51
3	g	102	07D	CHC-C1C	-3.22	1.34	1.39
3	h	101	07D	CHA-CBD	-3.22	1.47	1.51
3	B	101	07D	OBD-CAD	3.21	1.28	1.22
3	H	101	07D	OBD-CAD	3.20	1.28	1.22
3	J	101	07D	OBD-CAD	3.20	1.28	1.22
3	E	101	07D	OBD-CAD	3.20	1.28	1.22
3	G	101	07D	OBD-CAD	3.20	1.28	1.22
3	D	101	07D	OBD-CAD	3.19	1.28	1.22
3	O	101	07D	OBD-CAD	3.18	1.28	1.22
3	N	101	07D	OBD-CAD	3.18	1.28	1.22
3	d	101	07D	CHA-CBD	-3.16	1.48	1.51
3	I	101	07D	OBD-CAD	3.16	1.27	1.22
3	A	101	07D	OBD-CAD	3.14	1.27	1.22
3	F	101	07D	OBD-CAD	3.12	1.27	1.22
3	L	101	07D	OBD-CAD	3.12	1.27	1.22
3	M	101	07D	OBD-CAD	3.11	1.27	1.22
3	k	102	07D	C4D-CHA	2.78	1.47	1.41
3	N	101	07D	CHA-CBD	-2.73	1.48	1.51
3	L	101	07D	CHA-CBD	-2.70	1.48	1.51
3	l	102	07D	C4D-CHA	2.68	1.47	1.41
3	a	102	07D	C4D-CHA	2.68	1.47	1.41
3	H	101	07D	CHA-CBD	-2.66	1.48	1.51
3	g	102	07D	C4D-CHA	2.66	1.47	1.41
3	f	102	07D	C4D-CHA	2.65	1.47	1.41
3	b	102	07D	C4D-CHA	2.65	1.47	1.41
3	J	101	07D	C4D-CHA	2.65	1.47	1.41
3	I	101	07D	C4D-CHA	2.65	1.47	1.41
3	d	102	07D	C4D-CHA	2.65	1.47	1.41
3	m	102	07D	C4D-CHA	2.64	1.47	1.41
3	c	102	07D	C4D-CHA	2.64	1.47	1.41
3	e	102	07D	C4D-CHA	2.64	1.47	1.41
3	o	102	07D	C4D-CHA	2.64	1.47	1.41

Continued on next page...

Continued from previous page...

Mol	Chain	Res	Type	Atoms	Z	Observed(Å)	Ideal(Å)
3	i	102	07D	C4D-CHA	2.63	1.47	1.41
3	K	101	07D	C4D-CHA	2.63	1.47	1.41
3	B	101	07D	C4D-CHA	2.63	1.47	1.41
3	G	101	07D	CHA-CBD	-2.63	1.48	1.51
3	E	101	07D	C4D-CHA	2.63	1.47	1.41
3	L	101	07D	C4D-CHA	2.63	1.47	1.41
3	H	101	07D	C4D-CHA	2.63	1.47	1.41
3	n	102	07D	C4D-CHA	2.62	1.47	1.41
3	C	101	07D	C4D-CHA	2.62	1.47	1.41
3	A	101	07D	CHA-CBD	-2.62	1.48	1.51
3	D	101	07D	C4D-CHA	2.61	1.47	1.41
3	h	102	07D	C4D-CHA	2.61	1.47	1.41
3	j	102	07D	C4D-CHA	2.61	1.47	1.41
3	O	101	07D	C4D-CHA	2.60	1.47	1.41
3	F	101	07D	C4D-CHA	2.60	1.47	1.41
3	G	101	07D	C4D-CHA	2.60	1.47	1.41
3	g	102	07D	C4D-ND	2.60	1.39	1.35
3	N	101	07D	C4D-CHA	2.60	1.47	1.41
3	A	101	07D	C4D-CHA	2.58	1.47	1.41
3	M	101	07D	C4D-CHA	2.58	1.47	1.41
3	n	102	07D	C4D-ND	2.58	1.39	1.35
3	f	102	07D	C4D-ND	2.58	1.39	1.35
3	D	101	07D	CHA-CBD	-2.57	1.48	1.51
3	M	101	07D	CHA-CBD	-2.56	1.48	1.51
3	C	101	07D	CHA-CBD	-2.56	1.48	1.51
3	m	102	07D	C4D-ND	2.55	1.39	1.35
3	k	102	07D	C4D-ND	2.54	1.39	1.35
3	F	101	07D	CHA-CBD	-2.53	1.48	1.51
3	B	101	07D	CHA-CBD	-2.53	1.48	1.51
3	O	101	07D	CHA-CBD	-2.53	1.48	1.51
3	a	102	07D	C4D-ND	2.52	1.39	1.35
3	E	101	07D	CHA-CBD	-2.52	1.48	1.51
3	I	101	07D	CHA-CBD	-2.51	1.48	1.51
3	l	102	07D	C4D-ND	2.51	1.39	1.35
3	j	102	07D	C4D-ND	2.51	1.39	1.35
3	h	102	07D	C4D-ND	2.49	1.39	1.35
3	e	102	07D	C4D-ND	2.49	1.39	1.35
3	o	102	07D	C4D-ND	2.48	1.39	1.35
3	i	102	07D	C4D-ND	2.47	1.39	1.35
3	K	101	07D	CHA-CBD	-2.46	1.48	1.51
3	b	102	07D	C4D-ND	2.46	1.39	1.35
3	d	101	07D	C4D-CHA	2.46	1.47	1.41

Continued on next page...

Continued from previous page...

Mol	Chain	Res	Type	Atoms	Z	Observed(Å)	Ideal(Å)
3	d	102	07D	C4D-ND	2.46	1.39	1.35
3	o	102	07D	CHA-CBD	-2.45	1.48	1.51
3	J	101	07D	CHA-CBD	-2.42	1.48	1.51
3	n	101	07D	C4D-CHA	2.41	1.47	1.41
3	k	101	07D	C4D-CHA	2.41	1.47	1.41
3	e	101	07D	C4D-CHA	2.38	1.46	1.41
3	f	101	07D	C4D-CHA	2.38	1.46	1.41
3	j	102	07D	CHA-CBD	-2.37	1.48	1.51
3	c	102	07D	C4D-ND	2.37	1.39	1.35
3	m	101	07D	C4D-CHA	2.36	1.46	1.41
3	a	101	07D	C4D-CHA	2.34	1.46	1.41
3	h	101	07D	C4D-CHA	2.34	1.46	1.41
3	e	102	07D	CHA-CBD	-2.33	1.48	1.51
3	b	101	07D	C4D-CHA	2.32	1.46	1.41
3	b	102	07D	CHA-CBD	-2.32	1.49	1.51
3	h	102	07D	CHA-CBD	-2.31	1.49	1.51
3	l	102	07D	CHA-CBD	-2.31	1.49	1.51
3	i	102	07D	CHA-CBD	-2.29	1.49	1.51
3	c	102	07D	CHA-CBD	-2.28	1.49	1.51
3	j	101	07D	C4D-CHA	2.27	1.46	1.41
3	g	101	07D	C4D-CHA	2.27	1.46	1.41
3	o	101	07D	C4D-CHA	2.27	1.46	1.41
3	l	101	07D	C4D-CHA	2.27	1.46	1.41
3	e	101	07D	CBD-CGD	-2.24	1.49	1.52
3	i	101	07D	C4D-CHA	2.22	1.46	1.41
3	a	102	07D	CHA-CBD	-2.19	1.49	1.51
3	f	102	07D	CHA-CBD	-2.19	1.49	1.51
3	d	102	07D	CHA-CBD	-2.19	1.49	1.51
3	f	101	07D	CBD-CGD	-2.18	1.49	1.52
3	g	101	07D	CBD-CGD	-2.17	1.49	1.52
3	n	102	07D	CHA-CBD	-2.17	1.49	1.51
3	m	102	07D	CHA-CBD	-2.17	1.49	1.51
3	c	101	07D	C4D-CHA	2.16	1.46	1.41
3	k	101	07D	CBD-CGD	-2.15	1.49	1.52
3	m	101	07D	CBD-CGD	-2.15	1.49	1.52
3	g	102	07D	CHA-CBD	-2.15	1.49	1.51
3	c	101	07D	CBD-CGD	-2.15	1.49	1.52
3	i	101	07D	CBD-CGD	-2.14	1.49	1.52
3	l	101	07D	CBD-CGD	-2.12	1.49	1.52
3	k	102	07D	CHA-CBD	-2.12	1.49	1.51
3	a	101	07D	CBD-CGD	-2.12	1.49	1.52
3	d	101	07D	CBD-CGD	-2.10	1.49	1.52

Continued on next page...

Continued from previous page...

Mol	Chain	Res	Type	Atoms	Z	Observed(Å)	Ideal(Å)
3	n	101	07D	CBD-CGD	-2.09	1.49	1.52
3	J	101	07D	C4D-ND	2.08	1.38	1.35
3	o	101	07D	CBD-CGD	-2.07	1.49	1.52
3	I	101	07D	C4D-ND	2.07	1.38	1.35
3	O	101	07D	C4D-ND	2.06	1.38	1.35
3	j	101	07D	CBD-CGD	-2.06	1.49	1.52
3	d	101	07D	C4D-ND	2.06	1.38	1.35
3	F	101	07D	C4D-ND	2.05	1.38	1.35
3	b	101	07D	CBD-CGD	-2.05	1.49	1.52
3	K	101	07D	C4D-ND	2.05	1.38	1.35
3	G	101	07D	C4B-C3B	2.04	1.49	1.45
3	K	101	07D	C4B-C3B	2.03	1.49	1.45
3	H	101	07D	C4B-C3B	2.03	1.49	1.45
3	D	101	07D	C3B-CAB	2.02	1.50	1.44
3	B	101	07D	C4D-ND	2.02	1.38	1.35
3	E	101	07D	C4D-ND	2.02	1.38	1.35
3	C	101	07D	C4D-ND	2.02	1.38	1.35
3	J	101	07D	C3B-CAB	2.02	1.50	1.44
3	m	102	07D	C4B-C3B	2.01	1.49	1.45
3	h	102	07D	C3B-CAB	2.01	1.50	1.44
3	G	101	07D	C3B-CAB	2.01	1.50	1.44
3	L	101	07D	C4D-ND	2.01	1.38	1.35
3	o	102	07D	C4B-C3B	2.00	1.49	1.45

All (1279) bond angle outliers are listed below:

Mol	Chain	Res	Type	Atoms	Z	Observed(°)	Ideal(°)
3	F	101	07D	C1B-C2B-C3B	-11.32	100.07	107.17
3	O	101	07D	C1B-C2B-C3B	-11.07	100.22	107.17
3	d	101	07D	C1B-C2B-C3B	-10.93	100.31	107.17
3	m	101	07D	C1B-C2B-C3B	-10.89	100.34	107.17
3	A	101	07D	C1B-C2B-C3B	-10.85	100.36	107.17
3	D	101	07D	C1B-C2B-C3B	-10.84	100.37	107.17
3	h	101	07D	C1B-C2B-C3B	-10.83	100.38	107.17
3	L	101	07D	C1B-C2B-C3B	-10.69	100.46	107.17
3	b	101	07D	C1B-C2B-C3B	-10.68	100.47	107.17
3	e	102	07D	C1B-C2B-C3B	-10.66	100.48	107.17
3	k	101	07D	C1B-C2B-C3B	-10.66	100.48	107.17
3	J	101	07D	C1B-C2B-C3B	-10.65	100.49	107.17
3	M	101	07D	C1B-C2B-C3B	-10.64	100.49	107.17
3	N	101	07D	C1B-C2B-C3B	-10.62	100.51	107.17
3	o	101	07D	C1B-C2B-C3B	-10.62	100.51	107.17

Continued on next page...

Continued from previous page...

Mol	Chain	Res	Type	Atoms	Z	Observed(°)	Ideal(°)
3	f	101	07D	C1B-C2B-C3B	-10.60	100.52	107.17
3	H	101	07D	C1B-C2B-C3B	-10.60	100.52	107.17
3	g	101	07D	C1B-C2B-C3B	-10.59	100.53	107.17
3	i	101	07D	C1B-C2B-C3B	-10.59	100.53	107.17
3	E	101	07D	C1B-C2B-C3B	-10.58	100.53	107.17
3	l	101	07D	C1B-C2B-C3B	-10.55	100.55	107.17
3	C	101	07D	C1B-C2B-C3B	-10.52	100.57	107.17
3	n	101	07D	C1B-C2B-C3B	-10.48	100.59	107.17
3	I	101	07D	C1B-C2B-C3B	-10.47	100.60	107.17
3	e	101	07D	C1B-C2B-C3B	-10.47	100.60	107.17
3	g	102	07D	C1B-C2B-C3B	-10.44	100.62	107.17
3	i	102	07D	C1B-C2B-C3B	-10.43	100.62	107.17
3	c	102	07D	C1B-C2B-C3B	-10.43	100.63	107.17
3	K	101	07D	C1B-C2B-C3B	-10.41	100.64	107.17
3	n	102	07D	C1B-C2B-C3B	-10.38	100.66	107.17
3	m	102	07D	C1B-C2B-C3B	-10.37	100.66	107.17
3	a	102	07D	C1B-C2B-C3B	-10.36	100.67	107.17
3	k	102	07D	C1B-C2B-C3B	-10.32	100.69	107.17
3	j	101	07D	C1B-C2B-C3B	-10.31	100.70	107.17
3	c	101	07D	C1B-C2B-C3B	-10.31	100.70	107.17
3	b	102	07D	C1B-C2B-C3B	-10.29	100.71	107.17
3	a	101	07D	C1B-C2B-C3B	-10.23	100.75	107.17
3	j	102	07D	C1B-C2B-C3B	-10.23	100.75	107.17
3	l	102	07D	C1B-C2B-C3B	-10.21	100.77	107.17
3	G	101	07D	C1B-C2B-C3B	-10.13	100.81	107.17
3	B	101	07D	C1B-C2B-C3B	-10.11	100.83	107.17
3	o	102	07D	C1B-C2B-C3B	-10.10	100.83	107.17
3	h	102	07D	C1B-C2B-C3B	-10.06	100.86	107.17
3	d	102	07D	C1B-C2B-C3B	-9.95	100.92	107.17
3	f	102	07D	C1B-C2B-C3B	-9.70	101.08	107.17
3	K	101	07D	O2D-CGD-CBD	9.68	121.58	110.95
3	G	101	07D	O2D-CGD-CBD	9.49	121.38	110.95
3	D	101	07D	O2D-CGD-CBD	9.32	121.19	110.95
3	I	101	07D	O2D-CGD-CBD	9.26	121.12	110.95
3	E	101	07D	O2D-CGD-CBD	9.26	121.12	110.95
3	F	101	07D	O2D-CGD-CBD	9.24	121.10	110.95
3	A	101	07D	O2D-CGD-CBD	9.24	121.10	110.95
3	J	101	07D	O2D-CGD-CBD	9.24	121.09	110.95
3	B	101	07D	O2D-CGD-CBD	9.19	121.05	110.95
3	M	101	07D	O2D-CGD-CBD	9.14	121.00	110.95
3	H	101	07D	O2D-CGD-CBD	9.12	120.97	110.95
3	N	101	07D	O2D-CGD-CBD	9.12	120.96	110.95

Continued on next page...

Continued from previous page...

Mol	Chain	Res	Type	Atoms	Z	Observed(°)	Ideal(°)
3	C	101	07D	O2D-CGD-CBD	8.97	120.81	110.95
3	L	101	07D	O2D-CGD-CBD	8.92	120.75	110.95
3	O	101	07D	O2D-CGD-CBD	8.91	120.73	110.95
3	l	102	07D	O2D-CGD-CBD	8.47	120.26	110.95
3	j	102	07D	O2D-CGD-CBD	8.41	120.18	110.95
3	o	102	07D	O2D-CGD-CBD	8.39	120.16	110.95
3	a	102	07D	O2D-CGD-CBD	8.38	120.16	110.95
3	g	102	07D	O2D-CGD-CBD	8.37	120.15	110.95
3	f	102	07D	O2D-CGD-CBD	8.36	120.14	110.95
3	i	102	07D	O2D-CGD-CBD	8.32	120.09	110.95
3	k	102	07D	O2D-CGD-CBD	8.24	120.00	110.95
3	n	102	07D	O2D-CGD-CBD	8.21	119.97	110.95
3	h	101	07D	C11-C12-C13	-8.21	108.83	127.62
3	m	102	07D	O2D-CGD-CBD	8.19	119.94	110.95
3	e	102	07D	O2D-CGD-CBD	8.16	119.92	110.95
3	c	102	07D	O2D-CGD-CBD	8.14	119.89	110.95
3	b	102	07D	O2D-CGD-CBD	8.09	119.83	110.95
3	d	102	07D	O2D-CGD-CBD	8.06	119.80	110.95
3	K	101	07D	C6-C7-C8	-7.99	109.33	127.62
3	h	101	07D	C6-C7-C8	-7.99	109.33	127.62
3	h	101	07D	O2D-CGD-CBD	7.95	119.68	110.95
3	j	101	07D	O2D-CGD-CBD	7.93	119.66	110.95
3	h	102	07D	O2D-CGD-CBD	7.89	119.62	110.95
3	c	101	07D	O2D-CGD-CBD	7.88	119.61	110.95
3	i	101	07D	O2D-CGD-CBD	7.85	119.57	110.95
3	f	101	07D	O2D-CGD-CBD	7.84	119.56	110.95
3	d	101	07D	O2D-CGD-CBD	7.80	119.52	110.95
3	n	102	07D	C6-C7-C8	-7.79	109.80	127.62
3	l	102	07D	C6-C7-C8	-7.78	109.81	127.62
3	b	101	07D	O2D-CGD-CBD	7.78	119.49	110.95
3	o	101	07D	O2D-CGD-CBD	7.74	119.45	110.95
3	e	101	07D	O2D-CGD-CBD	7.73	119.44	110.95
3	a	101	07D	O2D-CGD-CBD	7.73	119.44	110.95
3	i	102	07D	C6-C7-C8	-7.72	109.94	127.62
3	a	101	07D	C6-C7-C8	-7.70	110.00	127.62
3	n	101	07D	C6-C7-C8	-7.67	110.07	127.62
3	m	101	07D	O2D-CGD-CBD	7.67	119.37	110.95
3	k	101	07D	O2D-CGD-CBD	7.62	119.32	110.95
3	n	101	07D	O2D-CGD-CBD	7.60	119.30	110.95
3	d	101	07D	CMA-C3A-C2A	-7.59	110.64	124.94
3	l	101	07D	O2D-CGD-CBD	7.59	119.28	110.95
3	a	101	07D	CMA-C3A-C2A	-7.58	110.66	124.94

Continued on next page...

Continued from previous page...

Mol	Chain	Res	Type	Atoms	Z	Observed(°)	Ideal(°)
3	m	101	07D	C6-C7-C8	-7.57	110.29	127.62
3	f	101	07D	CMA-C3A-C2A	-7.57	110.67	124.94
3	k	102	07D	C6-C7-C8	-7.56	110.32	127.62
3	g	101	07D	O2D-CGD-CBD	7.56	119.25	110.95
3	L	101	07D	C11-C12-C13	-7.48	110.51	127.62
3	c	101	07D	CMA-C3A-C2A	-7.46	110.88	124.94
3	i	101	07D	CMA-C3A-C2A	-7.44	110.92	124.94
3	n	101	07D	CMA-C3A-C2A	-7.43	110.94	124.94
3	o	101	07D	C11-C12-C13	-7.42	110.65	127.62
3	j	101	07D	CMA-C3A-C2A	-7.40	111.00	124.94
3	D	101	07D	C11-C12-C13	-7.39	110.71	127.62
3	b	101	07D	CMA-C3A-C2A	-7.38	111.03	124.94
3	o	101	07D	CMA-C3A-C2A	-7.37	111.05	124.94
3	h	101	07D	CMA-C3A-C2A	-7.36	111.07	124.94
3	m	101	07D	CMA-C3A-C2A	-7.33	111.11	124.94
3	a	102	07D	C6-C7-C8	-7.33	110.84	127.62
3	J	101	07D	C6-C7-C8	-7.31	110.89	127.62
3	l	101	07D	CMA-C3A-C2A	-7.31	111.17	124.94
3	f	102	07D	C11-C12-C13	-7.30	110.92	127.62
3	D	101	07D	CMA-C3A-C2A	-7.25	111.27	124.94
3	o	102	07D	C6-C7-C8	-7.20	111.15	127.62
3	g	101	07D	CMA-C3A-C2A	-7.20	111.38	124.94
3	c	102	07D	C11-C12-C13	-7.18	111.18	127.62
3	e	102	07D	C11-C12-C13	-7.17	111.20	127.62
3	e	101	07D	C11-C12-C13	-7.15	111.26	127.62
3	b	102	07D	C11-C12-C13	-7.15	111.27	127.62
3	g	102	07D	C11-C12-C13	-7.15	111.27	127.62
3	m	102	07D	C11-C12-C13	-7.14	111.28	127.62
3	M	101	07D	CMA-C3A-C2A	-7.13	111.50	124.94
3	C	101	07D	CMA-C3A-C2A	-7.13	111.50	124.94
3	e	101	07D	C6-C7-C8	-7.13	111.31	127.62
3	d	102	07D	C11-C12-C13	-7.12	111.32	127.62
3	j	102	07D	C6-C7-C8	-7.11	111.36	127.62
3	k	102	07D	CMA-C3A-C2A	-7.11	111.55	124.94
3	h	102	07D	C6-C7-C8	-7.10	111.38	127.62
3	N	101	07D	CMA-C3A-C2A	-7.10	111.56	124.94
3	m	102	07D	CMA-C3A-C2A	-7.10	111.56	124.94
3	H	101	07D	C6-C7-C8	-7.09	111.40	127.62
3	E	101	07D	CMA-C3A-C2A	-7.08	111.59	124.94
3	F	101	07D	CMA-C3A-C2A	-7.06	111.64	124.94
3	a	102	07D	CMA-C3A-C2A	-7.04	111.66	124.94
3	n	101	07D	C11-C12-C13	-7.04	111.52	127.62

Continued on next page...

Continued from previous page...

Mol	Chain	Res	Type	Atoms	Z	Observed(°)	Ideal(°)
3	g	102	07D	CMA-C3A-C2A	-7.03	111.68	124.94
3	O	101	07D	CMA-C3A-C2A	-7.00	111.75	124.94
3	f	102	07D	CMA-C3A-C2A	-7.00	111.75	124.94
3	c	102	07D	CMA-C3A-C2A	-6.99	111.76	124.94
3	G	101	07D	CMA-C3A-C2A	-6.99	111.77	124.94
3	o	102	07D	C11-C12-C13	-6.98	111.66	127.62
3	e	102	07D	CMA-C3A-C2A	-6.97	111.80	124.94
3	O	101	07D	C11-C12-C13	-6.96	111.69	127.62
3	d	101	07D	C6-C7-C8	-6.95	111.70	127.62
3	d	102	07D	CMA-C3A-C2A	-6.95	111.83	124.94
3	A	101	07D	C11-C12-C13	-6.95	111.72	127.62
3	b	102	07D	CMA-C3A-C2A	-6.94	111.86	124.94
3	B	101	07D	CMA-C3A-C2A	-6.91	111.91	124.94
3	I	101	07D	CMA-C3A-C2A	-6.91	111.92	124.94
3	k	102	07D	C11-C12-C13	-6.91	111.82	127.62
3	L	101	07D	CMA-C3A-C2A	-6.90	111.93	124.94
3	h	102	07D	CMA-C3A-C2A	-6.90	111.93	124.94
3	l	102	07D	CMA-C3A-C2A	-6.90	111.94	124.94
3	n	102	07D	CMA-C3A-C2A	-6.89	111.94	124.94
3	N	101	07D	C6-C7-C8	-6.89	111.85	127.62
3	i	101	07D	C11-C12-C13	-6.89	111.86	127.62
3	A	101	07D	CMA-C3A-C2A	-6.89	111.96	124.94
3	e	101	07D	CAA-C2A-C3A	-6.89	107.46	127.25
3	j	102	07D	CMA-C3A-C2A	-6.89	111.96	124.94
3	i	102	07D	CMA-C3A-C2A	-6.86	112.01	124.94
3	k	101	07D	CAA-C2A-C3A	-6.85	107.56	127.25
3	N	101	07D	C11-C12-C13	-6.83	111.98	127.62
3	o	102	07D	CMA-C3A-C2A	-6.83	112.07	124.94
3	C	101	07D	C11-C12-C13	-6.83	112.00	127.62
3	m	101	07D	C11-C12-C13	-6.82	112.00	127.62
3	K	101	07D	C11-C12-C13	-6.82	112.01	127.62
3	l	102	07D	C11-C12-C13	-6.82	112.01	127.62
3	J	101	07D	C11-C12-C13	-6.81	112.04	127.62
3	J	101	07D	CMA-C3A-C2A	-6.80	112.12	124.94
3	a	101	07D	C11-C12-C13	-6.79	112.07	127.62
3	E	101	07D	C11-C12-C13	-6.79	112.08	127.62
3	h	102	07D	C11-C12-C13	-6.79	112.08	127.62
3	M	101	07D	C11-C12-C13	-6.79	112.08	127.62
3	F	101	07D	C11-C12-C13	-6.79	112.08	127.62
3	j	102	07D	C11-C12-C13	-6.78	112.09	127.62
3	L	101	07D	C6-C7-C8	-6.77	112.12	127.62
3	o	101	07D	C6-C7-C8	-6.76	112.14	127.62

Continued on next page...

Continued from previous page...

Mol	Chain	Res	Type	Atoms	Z	Observed(°)	Ideal(°)
3	n	102	07D	C11-C12-C13	-6.76	112.16	127.62
3	f	101	07D	C6-C7-C8	-6.75	112.17	127.62
3	i	102	07D	C11-C12-C13	-6.73	112.21	127.62
3	H	101	07D	CMA-C3A-C2A	-6.73	112.25	124.94
3	I	101	07D	C11-C12-C13	-6.72	112.23	127.62
3	G	101	07D	C11-C12-C13	-6.71	112.27	127.62
3	I	101	07D	C6-C7-C8	-6.71	112.27	127.62
3	O	101	07D	C6-C7-C8	-6.70	112.28	127.62
3	G	101	07D	C1D-C2D-C3D	-6.68	102.98	107.17
3	H	101	07D	C11-C12-C13	-6.68	112.34	127.62
3	M	101	07D	C6-C7-C8	-6.68	112.34	127.62
3	a	102	07D	C11-C12-C13	-6.68	112.34	127.62
3	g	101	07D	C11-C12-C13	-6.67	112.35	127.62
3	K	101	07D	CAA-C2A-C3A	-6.65	108.12	127.25
3	C	101	07D	C6-C7-C8	-6.64	112.42	127.62
3	A	101	07D	C6-C7-C8	-6.64	112.42	127.62
3	D	101	07D	C6-C7-C8	-6.63	112.44	127.62
3	j	101	07D	C6-C7-C8	-6.63	112.44	127.62
3	b	101	07D	C11-C12-C13	-6.62	112.47	127.62
3	e	101	07D	CMA-C3A-C2A	-6.61	112.47	124.94
3	F	101	07D	C6-C7-C8	-6.60	112.51	127.62
3	K	101	07D	CMA-C3A-C2A	-6.60	112.50	124.94
3	G	101	07D	C6-C7-C8	-6.59	112.54	127.62
3	k	101	07D	CMA-C3A-C2A	-6.58	112.54	124.94
3	d	101	07D	C11-C12-C13	-6.51	112.72	127.62
3	E	101	07D	C6-C7-C8	-6.49	112.78	127.62
3	B	101	07D	C11-C12-C13	-6.46	112.83	127.62
3	A	101	07D	C1D-C2D-C3D	-6.46	103.12	107.17
3	N	101	07D	CAA-C2A-C3A	-6.41	108.82	127.25
3	N	101	07D	C1D-C2D-C3D	-6.40	103.15	107.17
3	G	101	07D	CAA-C2A-C3A	-6.40	108.87	127.25
3	K	101	07D	C1D-C2D-C3D	-6.39	103.16	107.17
3	k	101	07D	C11-C12-C13	-6.36	113.08	127.62
3	i	101	07D	C6-C7-C8	-6.36	113.08	127.62
3	O	101	07D	CAA-C2A-C3A	-6.34	109.03	127.25
3	F	101	07D	CAA-C2A-C3A	-6.33	109.05	127.25
3	E	101	07D	CAA-C2A-C3A	-6.32	109.07	127.25
3	b	102	07D	C6-C7-C8	-6.32	113.15	127.62
3	f	102	07D	C6-C7-C8	-6.31	113.17	127.62
3	b	101	07D	C6-C7-C8	-6.31	113.17	127.62
3	E	101	07D	C1D-C2D-C3D	-6.31	103.21	107.17
3	d	102	07D	C6-C7-C8	-6.31	113.19	127.62

Continued on next page...

Continued from previous page...

Mol	Chain	Res	Type	Atoms	Z	Observed(°)	Ideal(°)
3	B	101	07D	C1D-C2D-C3D	-6.29	103.22	107.17
3	c	102	07D	C6-C7-C8	-6.28	113.24	127.62
3	C	101	07D	CAA-C2A-C3A	-6.28	109.20	127.25
3	j	101	07D	C11-C12-C13	-6.27	113.27	127.62
3	H	101	07D	CAA-C2A-C3A	-6.27	109.24	127.25
3	J	101	07D	CAA-C2A-C3A	-6.26	109.24	127.25
3	g	102	07D	C6-C7-C8	-6.26	113.29	127.62
3	c	101	07D	C11-C12-C13	-6.25	113.31	127.62
3	e	102	07D	C6-C7-C8	-6.25	113.32	127.62
3	D	101	07D	CAA-C2A-C3A	-6.23	109.34	127.25
3	k	102	07D	CAA-C2A-C3A	-6.22	109.36	127.25
3	H	101	07D	C1D-C2D-C3D	-6.21	103.27	107.17
3	g	101	07D	C6-C7-C8	-6.19	113.45	127.62
3	I	101	07D	CAA-C2A-C3A	-6.18	109.49	127.25
3	l	101	07D	C11-C12-C13	-6.15	113.55	127.62
3	M	101	07D	CAA-C2A-C3A	-6.15	109.58	127.25
3	B	101	07D	C6-C7-C8	-6.14	113.56	127.62
3	B	101	07D	CAA-C2A-C3A	-6.14	109.60	127.25
3	c	101	07D	C6-C7-C8	-6.08	113.70	127.62
3	D	101	07D	C1D-C2D-C3D	-6.05	103.37	107.17
3	m	102	07D	C6-C7-C8	-6.05	113.78	127.62
3	F	101	07D	C1D-C2D-C3D	-6.01	103.40	107.17
3	L	101	07D	C1D-C2D-C3D	-6.01	103.40	107.17
3	A	101	07D	CAA-C2A-C3A	-6.00	110.01	127.25
3	I	101	07D	C1D-C2D-C3D	-5.99	103.41	107.17
3	L	101	07D	CAA-C2A-C3A	-5.97	110.09	127.25
3	f	101	07D	C11-C12-C13	-5.97	113.97	127.62
3	M	101	07D	C1D-C2D-C3D	-5.94	103.44	107.17
3	O	101	07D	C1D-C2D-C3D	-5.91	103.46	107.17
3	l	101	07D	C1D-C2D-C3D	-5.89	103.47	107.17
3	d	101	07D	C1D-C2D-C3D	-5.85	103.50	107.17
3	C	101	07D	C1D-C2D-C3D	-5.84	103.50	107.17
3	k	101	07D	C6-C7-C8	-5.83	114.28	127.62
3	i	102	07D	CAA-C2A-C3A	-5.81	110.55	127.25
3	a	102	07D	CAA-C2A-C3A	-5.75	110.72	127.25
3	h	102	07D	CAA-C2A-C3A	-5.74	110.77	127.25
3	o	101	07D	C1D-C2D-C3D	-5.72	103.58	107.17
3	e	101	07D	C1D-C2D-C3D	-5.71	103.59	107.17
3	a	101	07D	C1D-C2D-C3D	-5.71	103.59	107.17
3	n	102	07D	CAA-C2A-C3A	-5.70	110.87	127.25
3	J	101	07D	C1D-C2D-C3D	-5.69	103.60	107.17
3	j	101	07D	C1D-C2D-C3D	-5.66	103.61	107.17

Continued on next page...

Continued from previous page...

Mol	Chain	Res	Type	Atoms	Z	Observed(°)	Ideal(°)
3	j	102	07D	C1D-C2D-C3D	-5.66	103.62	107.17
3	m	101	07D	C1D-C2D-C3D	-5.64	103.63	107.17
3	l	102	07D	CAA-C2A-C3A	-5.63	111.07	127.25
3	f	101	07D	C15-C13-C12	-5.63	108.53	121.17
3	b	102	07D	CAA-C2A-C3A	-5.60	111.16	127.25
3	l	101	07D	C6-C7-C8	-5.59	114.83	127.62
3	d	101	07D	C15-C13-C12	-5.59	108.62	121.17
3	a	102	07D	C15-C13-C12	-5.58	108.65	121.17
3	m	102	07D	CAA-C2A-C3A	-5.57	111.23	127.25
3	K	101	07D	C15-C13-C12	-5.56	108.69	121.17
3	c	102	07D	CAA-C2A-C3A	-5.56	111.28	127.25
3	c	101	07D	C1D-C2D-C3D	-5.55	103.68	107.17
3	g	101	07D	C1D-C2D-C3D	-5.54	103.69	107.17
3	f	102	07D	CAA-C2A-C3A	-5.54	111.32	127.25
3	o	102	07D	CAA-C2A-C3A	-5.54	111.32	127.25
3	I	101	07D	C10-C8-C7	-5.53	108.75	121.17
3	c	102	07D	C1D-C2D-C3D	-5.52	103.70	107.17
3	h	101	07D	C14-C13-C12	-5.50	109.50	123.63
3	G	101	07D	C10-C8-C7	-5.50	108.82	121.17
3	k	101	07D	C10-C8-C7	-5.50	108.83	121.17
3	g	102	07D	CAA-C2A-C3A	-5.50	111.45	127.25
3	m	101	07D	CAA-C2A-C3A	-5.49	111.46	127.25
3	k	101	07D	C1D-C2D-C3D	-5.49	103.72	107.17
3	n	101	07D	C1D-C2D-C3D	-5.49	103.73	107.17
3	d	102	07D	CAA-C2A-C3A	-5.48	111.49	127.25
3	j	102	07D	CAA-C2A-C3A	-5.48	111.49	127.25
3	e	102	07D	CAA-C2A-C3A	-5.48	111.50	127.25
3	d	101	07D	CAA-C2A-C3A	-5.47	111.52	127.25
3	C	101	07D	C10-C8-C7	-5.47	108.89	121.17
3	B	101	07D	C15-C13-C12	-5.47	108.90	121.17
3	M	101	07D	C10-C8-C7	-5.46	108.90	121.17
3	F	101	07D	C10-C8-C7	-5.46	108.91	121.17
3	I	101	07D	C15-C13-C12	-5.45	108.93	121.17
3	L	101	07D	C10-C8-C7	-5.45	108.94	121.17
3	c	101	07D	C15-C13-C12	-5.44	108.94	121.17
3	m	102	07D	C1D-C2D-C3D	-5.44	103.75	107.17
3	O	101	07D	C10-C8-C7	-5.44	108.95	121.17
3	f	101	07D	C1D-C2D-C3D	-5.43	103.76	107.17
3	N	101	07D	C10-C8-C7	-5.42	108.99	121.17
3	i	102	07D	C1D-C2D-C3D	-5.42	103.77	107.17
3	o	101	07D	C14-C13-C12	-5.41	109.72	123.63
3	j	102	07D	C15-C13-C12	-5.41	109.02	121.17

Continued on next page...

Continued from previous page...

Mol	Chain	Res	Type	Atoms	Z	Observed(°)	Ideal(°)
3	o	102	07D	C14-C13-C12	-5.41	109.74	123.63
3	a	102	07D	C9-C8-C7	-5.39	109.78	123.63
3	j	101	07D	C9-C8-C7	-5.39	109.79	123.63
3	h	102	07D	C1D-C2D-C3D	-5.38	103.79	107.17
3	g	101	07D	C15-C13-C12	-5.38	109.10	121.17
3	g	101	07D	C10-C8-C7	-5.37	109.10	121.17
3	n	101	07D	CAA-C2A-C3A	-5.37	111.81	127.25
3	o	102	07D	C9-C8-C7	-5.37	109.83	123.63
3	g	102	07D	C1D-C2D-C3D	-5.36	103.81	107.17
3	b	101	07D	C1D-C2D-C3D	-5.36	103.81	107.17
3	j	102	07D	C9-C8-C7	-5.35	109.88	123.63
3	l	101	07D	C10-C8-C7	-5.35	109.16	121.17
3	H	101	07D	C10-C8-C7	-5.35	109.17	121.17
3	b	102	07D	C1D-C2D-C3D	-5.34	103.82	107.17
3	H	101	07D	C15-C13-C12	-5.34	109.19	121.17
3	o	102	07D	C1D-C2D-C3D	-5.33	103.83	107.17
3	A	101	07D	C15-C13-C12	-5.33	109.21	121.17
3	m	101	07D	C9-C8-C7	-5.32	109.95	123.63
3	i	101	07D	C1D-C2D-C3D	-5.32	103.83	107.17
3	h	101	07D	C1D-C2D-C3D	-5.32	103.83	107.17
3	h	102	07D	C10-C8-C7	-5.31	109.24	121.17
3	E	101	07D	C10-C8-C7	-5.31	109.25	121.17
3	D	101	07D	C10-C8-C7	-5.29	109.29	121.17
3	F	101	07D	C15-C13-C12	-5.29	109.29	121.17
3	l	102	07D	C14-C13-C12	-5.28	110.07	123.63
3	n	101	07D	C9-C8-C7	-5.27	110.09	123.63
3	a	102	07D	C14-C13-C12	-5.27	110.09	123.63
3	m	102	07D	C14-C13-C12	-5.25	110.14	123.63
3	A	101	07D	C10-C8-C7	-5.24	109.41	121.17
3	o	102	07D	C15-C13-C12	-5.24	109.42	121.17
3	I	101	07D	C16-C17-C18	-5.23	110.20	127.64
3	m	102	07D	C15-C13-C12	-5.23	109.42	121.17
3	f	101	07D	CAA-C2A-C3A	-5.23	112.22	127.25
3	l	102	07D	C15-C13-C12	-5.23	109.43	121.17
3	j	102	07D	C14-C13-C12	-5.22	110.21	123.63
3	m	102	07D	C10-C8-C7	-5.22	109.45	121.17
3	O	101	07D	C15-C13-C12	-5.22	109.45	121.17
3	h	102	07D	C15-C13-C12	-5.21	109.47	121.17
3	a	101	07D	C15-C13-C12	-5.20	109.49	121.17
3	c	102	07D	C10-C8-C7	-5.19	109.50	121.17
3	n	102	07D	C14-C13-C12	-5.19	110.29	123.63
3	g	102	07D	C10-C8-C7	-5.19	109.51	121.17

Continued on next page...

Continued from previous page...

Mol	Chain	Res	Type	Atoms	Z	Observed(°)	Ideal(°)
3	a	102	07D	C1D-C2D-C3D	-5.19	103.91	107.17
3	k	102	07D	C14-C13-C12	-5.19	110.30	123.63
3	B	101	07D	C10-C8-C7	-5.18	109.54	121.17
3	d	102	07D	C10-C8-C7	-5.17	109.55	121.17
3	e	102	07D	C1D-C2D-C3D	-5.16	103.93	107.17
3	e	102	07D	C10-C8-C7	-5.16	109.59	121.17
3	c	101	07D	C10-C8-C7	-5.15	109.60	121.17
3	b	102	07D	C10-C8-C7	-5.14	109.64	121.17
3	J	101	07D	C15-C13-C12	-5.14	109.64	121.17
3	F	101	07D	C16-C17-C18	-5.14	110.52	127.64
3	i	102	07D	C14-C13-C12	-5.14	110.44	123.63
3	f	102	07D	C10-C8-C7	-5.13	109.64	121.17
3	E	101	07D	C15-C13-C12	-5.12	109.66	121.17
3	K	101	07D	C14-C13-C12	-5.12	110.47	123.63
3	e	101	07D	C15-C13-C12	-5.12	109.67	121.17
3	c	102	07D	C16-C17-C18	-5.12	110.58	127.64
3	D	101	07D	C14-C13-C12	-5.11	110.50	123.63
3	l	102	07D	C9-C8-C7	-5.11	110.52	123.63
3	j	102	07D	C10-C8-C7	-5.10	109.72	121.17
3	e	101	07D	C14-C13-C12	-5.10	110.54	123.63
3	k	101	07D	C16-C17-C18	-5.09	110.68	127.64
3	b	102	07D	C16-C17-C18	-5.09	110.68	127.64
3	b	102	07D	C15-C13-C12	-5.08	109.76	121.17
3	M	101	07D	C15-C13-C12	-5.08	109.76	121.17
3	N	101	07D	C15-C13-C12	-5.08	109.77	121.17
3	c	102	07D	C15-C13-C12	-5.08	109.77	121.17
3	J	101	07D	C14-C13-C12	-5.08	110.59	123.63
3	J	101	07D	C10-C8-C7	-5.07	109.78	121.17
3	o	102	07D	C10-C8-C7	-5.07	109.79	121.17
3	b	101	07D	C9-C8-C7	-5.07	110.61	123.63
3	f	102	07D	C15-C13-C12	-5.07	109.79	121.17
3	g	102	07D	C15-C13-C12	-5.06	109.80	121.17
3	i	102	07D	C9-C8-C7	-5.06	110.63	123.63
3	h	102	07D	C9-C8-C7	-5.06	110.64	123.63
3	n	101	07D	C15-C13-C12	-5.06	109.81	121.17
3	e	102	07D	C15-C13-C12	-5.05	109.83	121.17
3	f	102	07D	C1D-C2D-C3D	-5.05	104.00	107.17
3	k	102	07D	C9-C8-C7	-5.05	110.66	123.63
3	f	102	07D	C16-C17-C18	-5.05	110.82	127.64
3	C	101	07D	C15-C13-C12	-5.04	109.85	121.17
3	d	102	07D	C1D-C2D-C3D	-5.04	104.01	107.17
3	n	101	07D	C16-C17-C18	-5.02	110.89	127.64

Continued on next page...

Continued from previous page...

Mol	Chain	Res	Type	Atoms	Z	Observed(°)	Ideal(°)
3	l	101	07D	C16-C17-C18	-5.02	110.91	127.64
3	i	102	07D	C15-C13-C12	-5.01	109.92	121.17
3	N	101	07D	C16-C17-C18	-5.01	110.93	127.64
3	C	101	07D	C16-C17-C18	-5.01	110.93	127.64
3	h	101	07D	C9-C8-C7	-5.01	110.76	123.63
3	k	102	07D	C1D-C2D-C3D	-5.01	104.03	107.17
3	d	102	07D	C15-C13-C12	-5.01	109.92	121.17
3	l	101	07D	C15-C13-C12	-5.01	109.93	121.17
3	n	102	07D	C9-C8-C7	-5.00	110.78	123.63
3	n	102	07D	C15-C13-C12	-4.99	109.96	121.17
3	E	101	07D	C9-C8-C7	-4.99	110.81	123.63
3	d	101	07D	C16-C17-C18	-4.99	111.00	127.64
3	A	101	07D	C9-C8-C7	-4.99	110.82	123.63
3	M	101	07D	C9-C8-C7	-4.98	110.84	123.63
3	g	101	07D	C14-C13-C12	-4.97	110.85	123.63
3	K	101	07D	C16-C17-C18	-4.97	111.07	127.64
3	L	101	07D	C15-C13-C12	-4.96	110.02	121.17
3	b	101	07D	C16-C17-C18	-4.96	111.12	127.64
3	a	101	07D	C14-C13-C12	-4.95	110.90	123.63
3	G	101	07D	C15-C13-C12	-4.94	110.07	121.17
3	l	102	07D	C1D-C2D-C3D	-4.94	104.07	107.17
3	D	101	07D	C9-C8-C7	-4.94	110.94	123.63
3	C	101	07D	C9-C8-C7	-4.94	110.94	123.63
3	G	101	07D	C9-C8-C7	-4.94	110.94	123.63
3	L	101	07D	C9-C8-C7	-4.94	110.94	123.63
3	a	101	07D	C9-C8-C7	-4.94	110.95	123.63
3	n	101	07D	C14-C13-C12	-4.94	110.95	123.63
3	O	101	07D	C9-C8-C7	-4.93	110.96	123.63
3	g	102	07D	C16-C17-C18	-4.93	111.21	127.64
3	a	102	07D	C10-C8-C7	-4.92	110.12	121.17
3	d	102	07D	C16-C17-C18	-4.92	111.23	127.64
3	D	101	07D	C15-C13-C12	-4.92	110.13	121.17
3	O	101	07D	C16-C17-C18	-4.91	111.26	127.64
3	F	101	07D	C9-C8-C7	-4.91	111.01	123.63
3	N	101	07D	C9-C8-C7	-4.91	111.01	123.63
3	d	101	07D	C9-C8-C7	-4.91	111.02	123.63
3	i	101	07D	C14-C13-C12	-4.91	111.03	123.63
3	e	102	07D	C16-C17-C18	-4.91	111.28	127.64
3	E	101	07D	C14-C13-C12	-4.88	111.09	123.63
3	L	101	07D	C14-C13-C12	-4.88	111.09	123.63
3	m	101	07D	C16-C17-C18	-4.87	111.39	127.64
3	o	101	07D	C16-C17-C18	-4.87	111.39	127.64

Continued on next page...

Continued from previous page...

Mol	Chain	Res	Type	Atoms	Z	Observed(°)	Ideal(°)
3	K	101	07D	C10-C8-C7	-4.87	110.23	121.17
3	e	102	07D	C14-C13-C12	-4.87	111.12	123.63
3	i	101	07D	C15-C13-C12	-4.86	110.25	121.17
3	f	101	07D	C10-C8-C7	-4.86	110.26	121.17
3	o	101	07D	C15-C13-C12	-4.85	110.27	121.17
3	g	102	07D	C14-C13-C12	-4.85	111.16	123.63
3	m	101	07D	C14-C13-C12	-4.85	111.17	123.63
3	g	101	07D	CAA-C2A-C3A	-4.85	113.31	127.25
3	J	101	07D	C16-C17-C18	-4.85	111.47	127.64
3	h	102	07D	C14-C13-C12	-4.85	111.18	123.63
3	b	101	07D	CAA-C2A-C3A	-4.85	113.32	127.25
3	d	102	07D	C14-C13-C12	-4.85	111.18	123.63
3	a	101	07D	CAA-C2A-C3A	-4.84	113.34	127.25
3	O	101	07D	C14-C13-C12	-4.84	111.20	123.63
3	I	101	07D	C9-C8-C7	-4.83	111.21	123.63
3	J	101	07D	C9-C8-C7	-4.83	111.21	123.63
3	o	101	07D	CAA-C2A-C3A	-4.83	113.36	127.25
3	f	102	07D	C14-C13-C12	-4.82	111.26	123.63
3	M	101	07D	C16-C17-C18	-4.81	111.60	127.64
3	k	101	07D	C15-C13-C12	-4.80	110.39	121.17
3	n	102	07D	C16-C17-C18	-4.80	111.64	127.64
3	n	102	07D	C1D-C2D-C3D	-4.79	104.16	107.17
3	N	101	07D	C14-C13-C12	-4.78	111.34	123.63
3	k	102	07D	C16-C17-C18	-4.78	111.69	127.64
3	b	102	07D	C14-C13-C12	-4.78	111.36	123.63
3	K	101	07D	C9-C8-C7	-4.77	111.37	123.63
3	f	101	07D	C9-C8-C7	-4.77	111.38	123.63
3	C	101	07D	C14-C13-C12	-4.77	111.38	123.63
3	i	102	07D	C10-C8-C7	-4.76	110.48	121.17
3	c	102	07D	C14-C13-C12	-4.75	111.42	123.63
3	g	101	07D	C16-C17-C18	-4.75	111.80	127.64
3	E	101	07D	C16-C17-C18	-4.75	111.81	127.64
3	m	101	07D	C15-C13-C12	-4.75	110.51	121.17
3	k	102	07D	C15-C13-C12	-4.74	110.52	121.17
3	k	102	07D	C10-C8-C7	-4.74	110.53	121.17
3	A	101	07D	C14-C13-C12	-4.73	111.48	123.63
3	j	101	07D	C14-C13-C12	-4.72	111.50	123.63
3	n	101	07D	C10-C8-C7	-4.72	110.58	121.17
3	k	101	07D	C14-C13-C12	-4.72	111.51	123.63
3	j	101	07D	CAA-C2A-C3A	-4.71	113.70	127.25
3	l	102	07D	C10-C8-C7	-4.71	110.58	121.17
3	f	101	07D	C16-C17-C18	-4.71	111.93	127.64

Continued on next page...

Continued from previous page...

Mol	Chain	Res	Type	Atoms	Z	Observed(°)	Ideal(°)
3	l	101	07D	CAA-C2A-C3A	-4.71	113.71	127.25
3	H	101	07D	C14-C13-C12	-4.70	111.55	123.63
3	D	101	07D	C16-C17-C18	-4.70	111.97	127.64
3	m	102	07D	C16-C17-C18	-4.70	111.97	127.64
3	b	101	07D	C15-C13-C12	-4.70	110.62	121.17
3	b	101	07D	C14-C13-C12	-4.69	111.57	123.63
3	j	102	07D	C16-C17-C18	-4.69	112.00	127.64
3	d	101	07D	C14-C13-C12	-4.69	111.59	123.63
3	l	102	07D	C16-C17-C18	-4.68	112.02	127.64
3	n	102	07D	C10-C8-C7	-4.67	110.68	121.17
3	e	101	07D	C9-C8-C7	-4.67	111.65	123.63
3	i	101	07D	C16-C17-C18	-4.66	112.10	127.64
3	d	101	07D	C10-C8-C7	-4.64	110.76	121.17
3	H	101	07D	C16-C17-C18	-4.61	112.26	127.64
3	M	101	07D	C14-C13-C12	-4.60	111.80	123.63
3	H	101	07D	C9-C8-C7	-4.60	111.82	123.63
3	a	101	07D	C10-C8-C7	-4.59	110.86	121.17
3	A	101	07D	C16-C17-C18	-4.59	112.33	127.64
3	l	101	07D	C14-C13-C12	-4.59	111.84	123.63
3	I	101	07D	C14-C13-C12	-4.59	111.84	123.63
3	e	101	07D	C10-C8-C7	-4.58	110.88	121.17
3	F	101	07D	C14-C13-C12	-4.58	111.86	123.63
3	a	101	07D	C16-C17-C18	-4.58	112.37	127.64
3	h	101	07D	CAA-C2A-C3A	-4.57	114.11	127.25
3	o	101	07D	C10-C8-C7	-4.57	110.92	121.17
3	B	101	07D	C16-C17-C18	-4.54	112.50	127.64
3	B	101	07D	C9-C8-C7	-4.53	112.00	123.63
3	B	101	07D	C14-C13-C12	-4.52	112.01	123.63
3	G	101	07D	C14-C13-C12	-4.52	112.01	123.63
3	c	101	07D	C14-C13-C12	-4.52	112.02	123.63
3	c	101	07D	C16-C17-C18	-4.52	112.58	127.64
3	c	101	07D	C9-C8-C7	-4.51	112.04	123.63
3	j	101	07D	C15-C13-C12	-4.50	111.06	121.17
3	i	101	07D	C9-C8-C7	-4.48	112.12	123.63
3	L	101	07D	C16-C17-C18	-4.48	112.71	127.64
3	m	101	07D	C10-C8-C7	-4.47	111.14	121.17
3	G	101	07D	C16-C17-C18	-4.45	112.80	127.64
3	b	101	07D	C10-C8-C7	-4.44	111.19	121.17
3	m	102	07D	C9-C8-C7	-4.44	112.22	123.63
3	h	102	07D	C16-C17-C18	-4.44	112.85	127.64
3	j	101	07D	C16-C17-C18	-4.42	112.90	127.64
3	h	101	07D	C16-C17-C18	-4.40	112.97	127.64

Continued on next page...

Continued from previous page...

Mol	Chain	Res	Type	Atoms	Z	Observed(°)	Ideal(°)
3	i	101	07D	CAA-C2A-C3A	-4.39	114.62	127.25
3	k	101	07D	C9-C8-C7	-4.39	112.36	123.63
3	g	101	07D	C9-C8-C7	-4.39	112.36	123.63
3	c	101	07D	CAA-C2A-C3A	-4.39	114.64	127.25
3	l	101	07D	C9-C8-C7	-4.37	112.40	123.63
3	a	102	07D	C16-C17-C18	-4.35	113.14	127.64
3	o	101	07D	C9-C8-C7	-4.34	112.49	123.63
3	i	102	07D	C16-C17-C18	-4.32	113.24	127.64
3	e	101	07D	C16-C17-C18	-4.30	113.32	127.64
3	i	101	07D	C10-C8-C7	-4.25	111.62	121.17
3	f	102	07D	C9-C8-C7	-4.25	112.72	123.63
3	f	101	07D	C14-C13-C12	-4.23	112.76	123.63
3	b	102	07D	C9-C8-C7	-4.23	112.77	123.63
3	d	102	07D	C9-C8-C7	-4.22	112.79	123.63
3	c	102	07D	C9-C8-C7	-4.22	112.80	123.63
3	g	102	07D	C9-C8-C7	-4.22	112.80	123.63
3	e	102	07D	C9-C8-C7	-4.20	112.85	123.63
3	j	101	07D	C10-C8-C7	-4.17	111.82	121.17
3	h	101	07D	C10-C8-C7	-4.13	111.89	121.17
3	k	101	07D	C1-C2-C3	-4.13	119.43	126.20
3	M	101	07D	C19-C18-C17	-4.12	110.29	122.66
3	o	102	07D	C16-C17-C18	-4.11	113.94	127.64
3	a	101	07D	C2A-C1A-NA	4.10	118.53	110.42
3	o	102	07D	C20-C18-C17	-4.09	110.38	122.66
3	h	101	07D	C15-C13-C12	-4.08	112.01	121.17
3	c	102	07D	C20-C18-C17	-4.07	110.43	122.66
3	b	101	07D	C2A-C1A-NA	4.07	118.46	110.42
3	b	102	07D	C20-C18-C17	-4.06	110.46	122.66
3	f	101	07D	C2A-C1A-NA	4.05	118.44	110.42
3	j	101	07D	C2A-C1A-NA	4.05	118.43	110.42
3	f	102	07D	C20-C18-C17	-4.05	110.51	122.66
3	h	102	07D	C19-C18-C17	-4.04	110.52	122.66
3	H	101	07D	C19-C18-C17	-4.03	110.58	122.66
3	A	101	07D	C19-C18-C17	-4.02	110.60	122.66
3	m	101	07D	C2A-C1A-NA	4.01	118.36	110.42
3	D	101	07D	C20-C18-C17	-4.01	110.63	122.66
3	G	101	07D	C19-C18-C17	-4.00	110.64	122.66
3	n	101	07D	C2A-C1A-NA	3.99	118.32	110.42
3	I	101	07D	C19-C18-C17	-3.99	110.67	122.66
3	e	102	07D	C19-C18-C17	-3.99	110.68	122.66
3	h	101	07D	C2A-C1A-NA	3.99	118.31	110.42
3	j	102	07D	C19-C18-C17	-3.99	110.70	122.66

Continued on next page...

Continued from previous page...

Mol	Chain	Res	Type	Atoms	Z	Observed(°)	Ideal(°)
3	i	101	07D	C2A-C1A-NA	3.99	118.30	110.42
3	l	102	07D	C19-C18-C17	-3.98	110.72	122.66
3	c	101	07D	C2A-C1A-NA	3.97	118.28	110.42
3	m	102	07D	C19-C18-C17	-3.97	110.75	122.66
3	d	102	07D	C19-C18-C17	-3.97	110.76	122.66
3	o	101	07D	C2A-C1A-NA	3.96	118.26	110.42
3	L	101	07D	C19-C18-C17	-3.95	110.81	122.66
3	g	102	07D	C19-C18-C17	-3.94	110.83	122.66
3	B	101	07D	C20-C18-C17	-3.94	110.83	122.66
3	J	101	07D	C20-C18-C17	-3.93	110.86	122.66
3	l	101	07D	C2A-C1A-NA	3.92	118.18	110.42
3	k	102	07D	C19-C18-C17	-3.92	110.90	122.66
3	b	101	07D	C19-C18-C17	-3.92	110.90	122.66
3	a	102	07D	C19-C18-C17	-3.90	110.94	122.66
3	f	102	07D	C19-C18-C17	-3.90	110.95	122.66
3	g	102	07D	C20-C18-C17	-3.89	110.97	122.66
3	d	101	07D	C2A-C1A-NA	3.89	118.12	110.42
3	i	102	07D	C19-C18-C17	-3.89	110.98	122.66
3	g	101	07D	C2A-C1A-NA	3.89	118.11	110.42
3	O	101	07D	C19-C18-C17	-3.89	110.99	122.66
3	d	102	07D	C20-C18-C17	-3.89	111.00	122.66
3	J	101	07D	C19-C18-C17	-3.88	111.00	122.66
3	e	102	07D	C20-C18-C17	-3.88	111.02	122.66
3	L	101	07D	C20-C18-C17	-3.87	111.03	122.66
3	A	101	07D	C20-C18-C17	-3.87	111.04	122.66
3	o	101	07D	C20-C18-C17	-3.87	111.05	122.66
3	n	101	07D	C19-C18-C17	-3.86	111.08	122.66
3	E	101	07D	C20-C18-C17	-3.85	111.10	122.66
3	c	102	07D	C19-C18-C17	-3.85	111.10	122.66
3	n	102	07D	C19-C18-C17	-3.84	111.12	122.66
3	b	102	07D	C19-C18-C17	-3.84	111.12	122.66
3	l	101	07D	C19-C18-C17	-3.84	111.13	122.66
3	F	101	07D	C19-C18-C17	-3.84	111.13	122.66
3	a	101	07D	C19-C18-C17	-3.84	111.14	122.66
3	h	102	07D	C20-C18-C17	-3.83	111.15	122.66
3	n	102	07D	C20-C18-C17	-3.83	111.16	122.66
3	d	101	07D	C19-C18-C17	-3.82	111.20	122.66
3	k	102	07D	C20-C18-C17	-3.82	111.21	122.66
3	g	101	07D	C19-C18-C17	-3.81	111.23	122.66
3	m	101	07D	C20-C18-C17	-3.80	111.24	122.66
3	m	101	07D	C19-C18-C17	-3.80	111.24	122.66
3	A	101	07D	C2A-C1A-NA	3.79	117.91	110.42

Continued on next page...

Continued from previous page...

Mol	Chain	Res	Type	Atoms	Z	Observed(°)	Ideal(°)
3	i	101	07D	C20-C18-C17	-3.76	111.38	122.66
3	o	101	07D	C19-C18-C17	-3.75	111.40	122.66
3	l	102	07D	C20-C18-C17	-3.74	111.42	122.66
3	I	101	07D	C20-C18-C17	-3.74	111.44	122.66
3	g	101	07D	C20-C18-C17	-3.73	111.46	122.66
3	H	101	07D	C2A-C1A-NA	3.73	117.80	110.42
3	L	101	07D	C2A-C1A-NA	3.73	117.80	110.42
3	K	101	07D	C19-C18-C17	-3.73	111.47	122.66
3	k	101	07D	C19-C18-C17	-3.72	111.49	122.66
3	a	101	07D	C20-C18-C17	-3.72	111.49	122.66
3	j	102	07D	C20-C18-C17	-3.71	111.52	122.66
3	m	102	07D	C20-C18-C17	-3.71	111.53	122.66
3	e	101	07D	C19-C18-C17	-3.71	111.53	122.66
3	d	101	07D	C1-C2-C3	-3.70	120.14	126.20
3	a	102	07D	C20-C18-C17	-3.70	111.57	122.66
3	K	101	07D	C20-C18-C17	-3.69	111.57	122.66
3	n	101	07D	C20-C18-C17	-3.69	111.57	122.66
3	F	101	07D	C20-C18-C17	-3.69	111.58	122.66
3	j	101	07D	C20-C18-C17	-3.68	111.60	122.66
3	b	101	07D	C20-C18-C17	-3.68	111.61	122.66
3	D	101	07D	C2A-C1A-NA	3.68	117.69	110.42
3	h	101	07D	C20-C18-C17	-3.67	111.65	122.66
3	E	101	07D	C19-C18-C17	-3.67	111.66	122.66
3	c	101	07D	C20-C18-C17	-3.66	111.68	122.66
3	k	101	07D	C4-C3-C5	3.65	121.56	115.23
3	I	101	07D	C2A-C1A-NA	3.65	117.63	110.42
3	J	101	07D	C2A-C1A-NA	3.64	117.63	110.42
3	i	101	07D	C19-C18-C17	-3.64	111.73	122.66
3	C	101	07D	C2A-C1A-NA	3.64	117.61	110.42
3	M	101	07D	C2A-C1A-NA	3.64	117.61	110.42
3	O	101	07D	C2A-C1A-NA	3.63	117.61	110.42
3	f	102	07D	C2A-C1A-NA	3.63	117.61	110.42
3	E	101	07D	C2A-C1A-NA	3.63	117.60	110.42
3	k	101	07D	C20-C18-C17	-3.63	111.77	122.66
3	C	101	07D	C19-C18-C17	-3.63	111.77	122.66
3	N	101	07D	C20-C18-C17	-3.62	111.79	122.66
3	M	101	07D	C20-C18-C17	-3.61	111.81	122.66
3	D	101	07D	C19-C18-C17	-3.61	111.81	122.66
3	B	101	07D	C2A-C1A-NA	3.61	117.56	110.42
3	F	101	07D	C2A-C1A-NA	3.61	117.56	110.42
3	N	101	07D	C2A-C1A-NA	3.61	117.56	110.42
3	d	101	07D	C20-C18-C17	-3.61	111.83	122.66

Continued on next page...

Continued from previous page...

Mol	Chain	Res	Type	Atoms	Z	Observed(°)	Ideal(°)
3	e	102	07D	C2A-C1A-NA	3.60	117.54	110.42
3	G	101	07D	C2A-C1A-NA	3.60	117.54	110.42
3	c	101	07D	C1-C2-C3	-3.59	120.31	126.20
3	g	102	07D	C2A-C1A-NA	3.59	117.52	110.42
3	N	101	07D	C19-C18-C17	-3.59	111.88	122.66
3	c	102	07D	C2A-C1A-NA	3.59	117.51	110.42
3	h	101	07D	C19-C18-C17	-3.59	111.90	122.66
3	e	101	07D	C2A-C1A-NA	3.58	117.50	110.42
3	l	101	07D	C20-C18-C17	-3.58	111.91	122.66
3	f	101	07D	C20-C18-C17	-3.57	111.93	122.66
3	C	101	07D	C20-C18-C17	-3.57	111.94	122.66
3	H	101	07D	C20-C18-C17	-3.57	111.95	122.66
3	f	101	07D	C19-C18-C17	-3.56	111.97	122.66
3	d	102	07D	C2A-C1A-NA	3.56	117.46	110.42
3	l	102	07D	C2A-C1A-NA	3.55	117.44	110.42
3	m	102	07D	C2A-C1A-NA	3.53	117.40	110.42
3	o	102	07D	C2A-C1A-NA	3.53	117.40	110.42
3	j	101	07D	C19-C18-C17	-3.52	112.09	122.66
3	j	102	07D	C2A-C1A-NA	3.51	117.37	110.42
3	O	101	07D	C20-C18-C17	-3.51	112.12	122.66
3	h	102	07D	C2A-C1A-NA	3.51	117.36	110.42
3	n	102	07D	C2A-C1A-NA	3.50	117.34	110.42
3	i	102	07D	C20-C18-C17	-3.50	112.16	122.66
3	c	101	07D	C19-C18-C17	-3.47	112.24	122.66
3	I	101	07D	C4B-CHC-C1C	3.47	128.49	116.07
3	a	102	07D	C2A-C1A-NA	3.47	117.28	110.42
3	e	101	07D	C20-C18-C17	-3.47	112.26	122.66
3	K	101	07D	C2A-C1A-NA	3.46	117.26	110.42
3	b	102	07D	C2A-C1A-NA	3.45	117.24	110.42
3	l	101	07D	C1-O2A-CGA	3.42	124.93	116.65
3	b	102	07D	C1-C2-C3	-3.42	120.59	126.20
3	i	102	07D	C2A-C1A-NA	3.41	117.17	110.42
3	N	101	07D	C4B-CHC-C1C	3.41	128.28	116.07
3	i	102	07D	C1-C2-C3	-3.41	120.61	126.20
3	M	101	07D	C4B-CHC-C1C	3.41	128.26	116.07
3	A	101	07D	C4B-CHC-C1C	3.40	128.22	116.07
3	o	101	07D	C1-O2A-CGA	3.39	124.86	116.65
3	h	101	07D	C1-C2-C3	-3.39	120.64	126.20
3	k	101	07D	C2A-C1A-NA	3.38	117.11	110.42
3	B	101	07D	C4-C3-C5	3.38	121.10	115.23
3	h	101	07D	C1-O2A-CGA	3.38	124.84	116.65
3	G	101	07D	C20-C18-C17	-3.38	112.51	122.66

Continued on next page...

Continued from previous page...

Mol	Chain	Res	Type	Atoms	Z	Observed(°)	Ideal(°)
3	D	101	07D	C4B-CHC-C1C	3.38	128.16	116.07
3	d	102	07D	C1-C2-C3	-3.37	120.67	126.20
3	l	101	07D	C1-C2-C3	-3.37	120.67	126.20
3	B	101	07D	C19-C18-C17	-3.37	112.54	122.66
3	O	101	07D	C4B-CHC-C1C	3.37	128.13	116.07
3	f	102	07D	C1-C2-C3	-3.36	120.69	126.20
3	K	101	07D	C4B-CHC-C1C	3.35	128.07	116.07
3	h	101	07D	C4-C3-C5	3.35	121.05	115.23
3	B	101	07D	C4B-CHC-C1C	3.34	128.00	116.07
3	n	102	07D	C1-C2-C3	-3.33	120.75	126.20
3	h	102	07D	C1-C2-C3	-3.33	120.75	126.20
3	k	102	07D	C2A-C1A-NA	3.32	117.00	110.42
3	c	101	07D	C1-O2A-CGA	3.32	124.70	116.65
3	G	101	07D	C4B-CHC-C1C	3.32	127.96	116.07
3	e	102	07D	C1-C2-C3	-3.32	120.75	126.20
3	L	101	07D	C4B-CHC-C1C	3.32	127.95	116.07
3	E	101	07D	C4B-CHC-C1C	3.32	127.94	116.07
3	j	101	07D	C4B-CHC-C1C	3.32	127.94	116.07
3	c	102	07D	C1-C2-C3	-3.31	120.77	126.20
3	F	101	07D	C4B-CHC-C1C	3.31	127.91	116.07
3	j	102	07D	C1-C2-C3	-3.30	120.80	126.20
3	o	101	07D	C1-C2-C3	-3.29	120.80	126.20
3	g	102	07D	C1-C2-C3	-3.29	120.81	126.20
3	C	101	07D	C4B-CHC-C1C	3.28	127.80	116.07
3	f	101	07D	C1-C2-C3	-3.27	120.83	126.20
3	b	102	07D	C9-C8-C10	-3.27	109.55	115.23
3	e	102	07D	C9-C8-C10	-3.27	109.56	115.23
3	H	101	07D	C4B-CHC-C1C	3.27	127.75	116.07
3	g	101	07D	C4B-CHC-C1C	3.26	127.74	116.07
3	f	102	07D	C9-C8-C10	-3.26	109.57	115.23
3	g	102	07D	C9-C8-C10	-3.25	109.58	115.23
3	K	101	07D	C1A-NA-C4A	-3.25	102.75	105.22
3	J	101	07D	C1-C2-C3	-3.25	120.88	126.20
3	m	101	07D	C1-C2-C3	-3.24	120.88	126.20
3	o	102	07D	C1-C2-C3	-3.24	120.89	126.20
3	b	101	07D	C4-C3-C5	3.24	120.85	115.23
3	l	102	07D	C1-C2-C3	-3.24	120.89	126.20
3	a	102	07D	C1-C2-C3	-3.24	120.89	126.20
3	c	101	07D	C4B-CHC-C1C	3.22	127.60	116.07
3	g	101	07D	C1-O2A-CGA	3.22	124.44	116.65
3	b	101	07D	O2A-CGA-CBA	3.22	121.64	111.83
3	h	101	07D	C4B-CHC-C1C	3.22	127.58	116.07

Continued on next page...

Continued from previous page...

Mol	Chain	Res	Type	Atoms	Z	Observed(°)	Ideal(°)
3	m	102	07D	C1B-CHB-C4A	3.21	127.56	116.07
3	a	101	07D	C4B-CHC-C1C	3.21	127.55	116.07
3	b	101	07D	C4B-CHC-C1C	3.20	127.53	116.07
3	d	102	07D	C9-C8-C10	-3.20	109.67	115.23
3	c	102	07D	C9-C8-C10	-3.20	109.68	115.23
3	n	102	07D	C4B-CHC-C1C	3.19	127.49	116.07
3	e	101	07D	C4B-CHC-C1C	3.18	127.46	116.07
3	f	102	07D	C1B-CHB-C4A	3.18	127.45	116.07
3	k	101	07D	C4B-CHC-C1C	3.18	127.43	116.07
3	m	101	07D	C4B-CHC-C1C	3.17	127.42	116.07
3	e	102	07D	C1B-CHB-C4A	3.17	127.42	116.07
3	o	101	07D	C4B-CHC-C1C	3.17	127.42	116.07
3	l	102	07D	C1B-CHB-C4A	3.17	127.42	116.07
3	d	102	07D	C4B-CHC-C1C	3.17	127.42	116.07
3	d	102	07D	C1B-CHB-C4A	3.17	127.40	116.07
3	K	101	07D	C4-C3-C5	3.17	120.72	115.23
3	j	102	07D	C1B-CHB-C4A	3.16	127.38	116.07
3	k	102	07D	C4B-CHC-C1C	3.16	127.38	116.07
3	o	102	07D	C1B-CHB-C4A	3.16	127.38	116.07
3	g	102	07D	C1B-CHB-C4A	3.16	127.38	116.07
3	i	101	07D	C4B-CHC-C1C	3.16	127.37	116.07
3	l	101	07D	C4B-CHC-C1C	3.16	127.36	116.07
3	J	101	07D	C4B-CHC-C1C	3.16	127.36	116.07
3	b	102	07D	C1B-CHB-C4A	3.15	127.35	116.07
3	h	102	07D	C1B-CHB-C4A	3.15	127.34	116.07
3	a	102	07D	C4B-CHC-C1C	3.15	127.34	116.07
3	m	101	07D	O2A-CGA-CBA	3.14	121.41	111.83
3	g	102	07D	C4B-CHC-C1C	3.14	127.30	116.07
3	c	102	07D	C1B-CHB-C4A	3.14	127.30	116.07
3	m	102	07D	C4B-CHC-C1C	3.13	127.28	116.07
3	J	101	07D	C1B-CHB-C4A	3.13	127.28	116.07
3	k	102	07D	C1B-CHB-C4A	3.13	127.28	116.07
3	e	102	07D	C4B-CHC-C1C	3.13	127.27	116.07
3	i	102	07D	C4B-CHC-C1C	3.13	127.27	116.07
3	c	102	07D	C4B-CHC-C1C	3.13	127.26	116.07
3	E	101	07D	C14-C13-C15	-3.12	109.80	115.23
3	j	102	07D	C4B-CHC-C1C	3.12	127.25	116.07
3	h	102	07D	C4B-CHC-C1C	3.12	127.24	116.07
3	H	101	07D	O2A-CGA-CBA	3.12	121.35	111.83
3	B	101	07D	C1B-CHB-C4A	3.12	127.24	116.07
3	o	102	07D	C19-C18-C17	-3.12	113.30	122.66
3	D	101	07D	C1B-CHB-C4A	3.12	127.22	116.07

Continued on next page...

Continued from previous page...

Mol	Chain	Res	Type	Atoms	Z	Observed(°)	Ideal(°)
3	a	102	07D	C1B-CHB-C4A	3.11	127.21	116.07
3	n	102	07D	C1B-CHB-C4A	3.11	127.18	116.07
3	o	102	07D	C4B-CHC-C1C	3.10	127.17	116.07
3	G	101	07D	C1B-CHB-C4A	3.10	127.14	116.07
3	A	101	07D	C1B-CHB-C4A	3.09	127.12	116.07
3	f	102	07D	C4B-CHC-C1C	3.09	127.11	116.07
3	f	101	07D	C4B-CHC-C1C	3.08	127.10	116.07
3	l	102	07D	C4B-CHC-C1C	3.08	127.08	116.07
3	n	101	07D	C4B-CHC-C1C	3.08	127.08	116.07
3	j	101	07D	C4-C3-C5	3.07	120.56	115.23
3	i	101	07D	C1-O2A-CGA	3.07	124.08	116.65
3	d	101	07D	C4B-CHC-C1C	3.06	127.03	116.07
3	H	101	07D	C1B-CHB-C4A	3.06	127.03	116.07
3	I	101	07D	C1-C2-C3	-3.06	121.18	126.20
3	K	101	07D	O2A-CGA-CBA	3.06	121.16	111.83
3	b	102	07D	C4B-CHC-C1C	3.06	127.00	116.07
3	L	101	07D	C1B-CHB-C4A	3.06	127.00	116.07
3	g	101	07D	C1-C2-C3	-3.05	121.19	126.20
3	i	102	07D	C1B-CHB-C4A	3.05	126.99	116.07
3	E	101	07D	C4-C3-C5	3.05	120.51	115.23
3	M	101	07D	C1B-CHB-C4A	3.04	126.96	116.07
3	L	101	07D	C1-C2-C3	-3.03	121.22	126.20
3	I	101	07D	C1B-CHB-C4A	3.03	126.89	116.07
3	G	101	07D	C1A-NA-C4A	-3.02	102.93	105.22
3	d	101	07D	C1B-CHB-C4A	3.01	126.83	116.07
3	m	102	07D	C1-C2-C3	-3.01	121.27	126.20
3	l	101	07D	C4-C3-C5	3.01	120.45	115.23
3	m	101	07D	C4-C3-C5	3.01	120.45	115.23
3	f	101	07D	C9-C8-C10	-3.01	110.01	115.23
3	E	101	07D	C1B-CHB-C4A	3.01	126.83	116.07
3	f	102	07D	O2D-CGD-O1D	-3.00	118.00	123.85
3	O	101	07D	C1B-CHB-C4A	2.99	126.78	116.07
3	F	101	07D	C1B-CHB-C4A	2.98	126.74	116.07
3	L	101	07D	O2A-CGA-CBA	2.98	120.92	111.83
3	j	101	07D	C1B-CHB-C4A	2.98	126.72	116.07
3	K	101	07D	O2D-CGD-O1D	-2.97	118.07	123.85
3	h	101	07D	CHC-C4B-C3B	-2.97	122.72	127.07
3	J	101	07D	O2A-CGA-CBA	2.96	120.85	111.83
3	C	101	07D	C1B-CHB-C4A	2.95	126.63	116.07
3	j	101	07D	O2A-CGA-CBA	2.95	120.84	111.83
3	A	101	07D	C1-C2-C3	-2.95	121.36	126.20
3	f	101	07D	C1B-CHB-C4A	2.95	126.61	116.07

Continued on next page...

Continued from previous page...

Mol	Chain	Res	Type	Atoms	Z	Observed(°)	Ideal(°)
3	j	102	07D	CBC-CAC-C3C	-2.95	105.26	112.32
3	B	101	07D	CHC-C4B-C3B	-2.95	122.75	127.07
3	l	101	07D	C1B-CHB-C4A	2.94	126.60	116.07
3	A	101	07D	O2A-CGA-CBA	2.94	120.78	111.83
3	g	101	07D	C4-C3-C5	2.93	120.32	115.23
3	N	101	07D	C1B-CHB-C4A	2.93	126.57	116.07
3	a	101	07D	C1B-CHB-C4A	2.93	126.56	116.07
3	H	101	07D	C1A-NA-C4A	-2.93	103.00	105.22
3	c	101	07D	C4-C3-C5	2.92	120.29	115.23
3	G	101	07D	O2D-CGD-O1D	-2.91	118.18	123.85
3	G	101	07D	C4-C3-C5	2.91	120.28	115.23
3	a	102	07D	CBC-CAC-C3C	-2.91	105.34	112.32
3	m	101	07D	C1B-CHB-C4A	2.91	126.48	116.07
3	i	101	07D	C1B-CHB-C4A	2.90	126.46	116.07
3	e	101	07D	O2A-CGA-CBA	2.90	120.69	111.83
3	D	101	07D	C4-C3-C5	2.90	120.26	115.23
3	l	101	07D	CHC-C4B-C3B	-2.90	122.82	127.07
3	C	101	07D	C1A-NA-C4A	-2.90	103.02	105.22
3	K	101	07D	O1D-CGD-CBD	-2.89	120.33	124.72
3	N	101	07D	O2D-CGD-O1D	-2.89	118.22	123.85
3	h	101	07D	C1B-CHB-C4A	2.89	126.41	116.07
3	h	102	07D	CBC-CAC-C3C	-2.89	105.40	112.32
3	n	101	07D	C1B-CHB-C4A	2.89	126.39	116.07
3	K	101	07D	C1B-CHB-C4A	2.89	126.39	116.07
3	F	101	07D	O2D-CGD-O1D	-2.88	118.24	123.85
3	H	101	07D	C4-C3-C5	2.88	120.23	115.23
3	g	101	07D	C1B-CHB-C4A	2.87	126.35	116.07
3	n	101	07D	C4-C3-C5	2.87	120.21	115.23
3	D	101	07D	O2D-CGD-O1D	-2.87	118.26	123.85
3	A	101	07D	O2D-CGD-O1D	-2.87	118.26	123.85
3	m	102	07D	O2D-CGD-O1D	-2.87	118.26	123.85
3	J	101	07D	O2D-CGD-O1D	-2.87	118.26	123.85
3	l	102	07D	O2D-CGD-O1D	-2.87	118.26	123.85
3	o	101	07D	C4-C3-C5	2.87	120.21	115.23
3	O	101	07D	O2A-CGA-CBA	2.87	120.58	111.83
3	a	102	07D	O2D-CGD-O1D	-2.86	118.28	123.85
3	b	101	07D	C1B-CHB-C4A	2.86	126.31	116.07
3	E	101	07D	O2D-CGD-O1D	-2.86	118.28	123.85
3	o	101	07D	C1B-CHB-C4A	2.86	126.29	116.07
3	M	101	07D	C4-C3-C5	2.85	120.18	115.23
3	o	101	07D	C9-C8-C10	-2.85	110.27	115.23
3	I	101	07D	O2A-CGA-CBA	2.85	120.53	111.83

Continued on next page...

Continued from previous page...

Mol	Chain	Res	Type	Atoms	Z	Observed(°)	Ideal(°)
3	N	101	07D	C4-C3-C5	2.85	120.18	115.23
3	B	101	07D	O2A-CGA-CBA	2.85	120.53	111.83
3	I	101	07D	O2D-CGD-O1D	-2.85	118.30	123.85
3	M	101	07D	C14-C13-C15	-2.85	110.28	115.23
3	i	101	07D	C1-C2-C3	-2.85	121.53	126.20
3	b	102	07D	CBC-CAC-C3C	-2.85	105.50	112.32
3	e	102	07D	O2D-CGD-O1D	-2.84	118.31	123.85
3	c	101	07D	C1B-CHB-C4A	2.84	126.24	116.07
3	n	101	07D	O2A-CGA-CBA	2.84	120.50	111.83
3	B	101	07D	O2D-CGD-O1D	-2.84	118.32	123.85
3	E	101	07D	O2A-CGA-CBA	2.84	120.50	111.83
3	e	102	07D	CBC-CAC-C3C	-2.84	105.51	112.32
3	o	102	07D	O2D-CGD-O1D	-2.84	118.33	123.85
3	G	101	07D	O1D-CGD-CBD	-2.83	120.44	124.72
3	B	101	07D	C1A-NA-C4A	-2.83	103.08	105.22
3	D	101	07D	O2A-CGA-CBA	2.82	120.44	111.83
3	f	102	07D	C14-C13-C15	-2.82	110.33	115.23
3	j	102	07D	O2D-CGD-O1D	-2.82	118.35	123.85
3	e	101	07D	CHC-C4B-C3B	-2.81	122.94	127.07
3	o	102	07D	CBC-CAC-C3C	-2.81	105.59	112.32
3	g	102	07D	O2D-CGD-O1D	-2.81	118.38	123.85
3	h	102	07D	C9-C8-C10	-2.80	110.36	115.23
3	k	101	07D	C1B-CHB-C4A	2.80	126.10	116.07
3	b	101	07D	C9-C8-C10	-2.80	110.36	115.23
3	G	101	07D	CMD-C2D-C1D	2.80	129.78	124.73
3	f	101	07D	O2A-CGA-CBA	2.80	120.37	111.83
3	n	102	07D	O2D-CGD-O1D	-2.80	118.40	123.85
3	b	102	07D	O2A-CGA-CBA	2.80	120.36	111.83
3	M	101	07D	O2D-CGD-O1D	-2.79	118.41	123.85
3	J	101	07D	C14-C13-C15	-2.79	110.38	115.23
3	e	102	07D	O2A-CGA-CBA	2.79	120.34	111.83
3	H	101	07D	O2D-CGD-O1D	-2.79	118.42	123.85
3	i	101	07D	C4D-C3D-C2D	-2.79	104.66	114.33
3	C	101	07D	C4-C3-C5	2.78	120.06	115.23
3	i	102	07D	O2D-CGD-O1D	-2.78	118.43	123.85
3	O	101	07D	C1A-NA-C4A	-2.78	103.11	105.22
3	O	101	07D	C4-C3-C5	2.78	120.05	115.23
3	d	101	07D	C4-C3-C5	2.78	120.05	115.23
3	f	102	07D	O2A-CGA-CBA	2.78	120.31	111.83
3	c	101	07D	C4D-C3D-C2D	-2.78	104.70	114.33
3	e	101	07D	C9-C8-C10	-2.77	110.41	115.23
3	d	102	07D	CBC-CAC-C3C	-2.77	105.68	112.32

Continued on next page...

Continued from previous page...

Mol	Chain	Res	Type	Atoms	Z	Observed(°)	Ideal(°)
3	n	102	07D	CBC-CAC-C3C	-2.77	105.69	112.32
3	F	101	07D	O2A-CGA-CBA	2.77	120.27	111.83
3	c	102	07D	O2D-CGD-O1D	-2.76	118.47	123.85
3	k	102	07D	O2D-CGD-O1D	-2.76	118.47	123.85
3	k	102	07D	O2A-CGA-CBA	2.76	120.25	111.83
3	N	101	07D	C1A-NA-C4A	-2.76	103.12	105.22
3	D	101	07D	O1D-CGD-CBD	-2.76	120.54	124.72
3	L	101	07D	O2D-CGD-O1D	-2.76	118.48	123.85
3	g	101	07D	C4D-C3D-C2D	-2.75	104.77	114.33
3	l	101	07D	CMD-C2D-C1D	2.75	129.69	124.73
3	n	101	07D	C1-C2-C3	-2.75	121.69	126.20
3	d	102	07D	O2A-CGA-CBA	2.75	120.23	111.83
3	N	101	07D	O2A-CGA-CBA	2.75	120.22	111.83
3	b	102	07D	O2D-CGD-O1D	-2.75	118.49	123.85
3	F	101	07D	C1A-NA-C4A	-2.75	103.13	105.22
3	A	101	07D	C4-C3-C5	2.75	120.00	115.23
3	j	101	07D	C9-C8-C10	-2.75	110.45	115.23
3	c	101	07D	CMD-C2D-C1D	2.75	129.68	124.73
3	h	101	07D	C4D-C3D-C2D	-2.75	104.80	114.33
3	C	101	07D	O2A-CGA-CBA	2.75	120.21	111.83
3	e	101	07D	C1B-CHB-C4A	2.74	125.89	116.07
3	c	102	07D	C14-C13-C15	-2.74	110.47	115.23
3	b	102	07D	C14-C13-C15	-2.74	110.47	115.23
3	N	101	07D	CMD-C2D-C1D	2.74	129.67	124.73
3	I	101	07D	O1D-CGD-CBD	-2.74	120.57	124.72
3	n	102	07D	O2A-CGA-CBA	2.74	120.19	111.83
3	l	102	07D	O2A-CGA-CBA	2.74	120.19	111.83
3	C	101	07D	O2D-CGD-O1D	-2.74	118.52	123.85
3	O	101	07D	O2D-CGD-O1D	-2.74	118.52	123.85
3	o	101	07D	CMD-C2D-C1D	2.73	129.65	124.73
3	M	101	07D	O1D-CGD-CBD	-2.73	120.58	124.72
3	F	101	07D	C4-C3-C5	2.73	119.97	115.23
3	g	102	07D	O2A-CGA-CBA	2.73	120.16	111.83
3	e	101	07D	C4-C3-C5	2.73	119.96	115.23
3	i	101	07D	CMD-C2D-C1D	2.73	129.64	124.73
3	E	101	07D	O1D-CGD-CBD	-2.72	120.59	124.72
3	o	101	07D	C4D-C3D-C2D	-2.72	104.89	114.33
3	A	101	07D	CHC-C4B-C3B	-2.72	123.08	127.07
3	j	101	07D	C4D-C3D-C2D	-2.72	104.90	114.33
3	L	101	07D	C4-C3-C5	2.72	119.94	115.23
3	l	101	07D	C4D-C3D-C2D	-2.72	104.90	114.33
3	b	101	07D	C4D-C3D-C2D	-2.72	104.90	114.33

Continued on next page...

Continued from previous page...

Mol	Chain	Res	Type	Atoms	Z	Observed(°)	Ideal(°)
3	i	101	07D	CHC-C4B-C3B	-2.72	123.09	127.07
3	H	101	07D	O1D-CGD-CBD	-2.72	120.61	124.72
3	h	102	07D	O2D-CGD-O1D	-2.71	118.57	123.85
3	f	102	07D	CBC-CAC-C3C	-2.71	105.82	112.32
3	e	102	07D	C14-C13-C15	-2.71	110.52	115.23
3	F	101	07D	C1-C2-C3	-2.71	121.75	126.20
3	M	101	07D	O2A-CGA-CBA	2.71	120.10	111.83
3	c	102	07D	O2A-CGA-CBA	2.71	120.09	111.83
3	I	101	07D	CMD-C2D-C1D	2.71	129.61	124.73
3	k	102	07D	CBC-CAC-C3C	-2.71	105.83	112.32
3	b	101	07D	CMD-C2D-C1D	2.71	129.60	124.73
3	B	101	07D	O1D-CGD-CBD	-2.70	120.62	124.72
3	J	101	07D	O1D-CGD-CBD	-2.70	120.63	124.72
3	g	102	07D	C14-C13-C15	-2.70	110.55	115.23
3	E	101	07D	CMD-C2D-C1D	2.69	129.58	124.73
3	A	101	07D	O1D-CGD-CBD	-2.69	120.64	124.72
3	I	101	07D	C1A-NA-C4A	-2.69	103.17	105.22
3	B	101	07D	CMD-C2D-C1D	2.69	129.58	124.73
3	m	101	07D	C4D-C3D-C2D	-2.69	104.99	114.33
3	m	102	07D	CBC-CAC-C3C	-2.69	105.87	112.32
3	a	101	07D	O2A-CGA-CBA	2.69	120.04	111.83
3	K	101	07D	C1-C2-C3	-2.69	121.79	126.20
3	F	101	07D	O1D-CGD-CBD	-2.69	120.65	124.72
3	a	101	07D	C4D-C3D-C2D	-2.68	105.01	114.33
3	M	101	07D	C1A-NA-C4A	-2.68	103.19	105.22
3	A	101	07D	C1A-NA-C4A	-2.68	103.19	105.22
3	g	101	07D	CMD-C2D-C1D	2.67	129.55	124.73
3	C	101	07D	O1D-CGD-CBD	-2.67	120.67	124.72
3	N	101	07D	C14-C13-C15	-2.67	110.59	115.23
3	n	101	07D	C4D-C3D-C2D	-2.67	105.06	114.33
3	f	101	07D	C4D-C3D-C2D	-2.67	105.06	114.33
3	i	102	07D	CBC-CAC-C3C	-2.67	105.92	112.32
3	G	101	07D	C14-C13-C15	-2.67	110.60	115.23
3	L	101	07D	C1A-NA-C4A	-2.67	103.19	105.22
3	I	101	07D	CHC-C4B-C3B	-2.67	123.16	127.07
3	e	101	07D	C14-C13-C15	-2.67	110.60	115.23
3	d	102	07D	O2D-CGD-O1D	-2.67	118.66	123.85
3	O	101	07D	C14-C13-C15	-2.66	110.60	115.23
3	K	101	07D	CMD-C2D-C1D	2.66	129.53	124.73
3	e	102	07D	C4D-C3D-C2D	-2.66	105.09	114.33
3	f	101	07D	C4-C3-C5	2.66	119.85	115.23
3	m	101	07D	C14-C13-C15	-2.66	110.61	115.23

Continued on next page...

Continued from previous page...

Mol	Chain	Res	Type	Atoms	Z	Observed(°)	Ideal(°)
3	c	102	07D	CBC-CAC-C3C	-2.66	105.94	112.32
3	k	101	07D	C4D-C3D-C2D	-2.66	105.09	114.33
3	d	102	07D	C14-C13-C15	-2.66	110.61	115.23
3	a	101	07D	CMD-C2D-C1D	2.66	129.52	124.73
3	f	102	07D	C4D-C3D-C2D	-2.66	105.11	114.33
3	A	101	07D	CMD-C2D-C1D	2.66	129.51	124.73
3	i	101	07D	C4-C3-C5	2.65	119.83	115.23
3	n	101	07D	CMD-C2D-C1D	2.65	129.50	124.73
3	i	102	07D	O2A-CGA-CBA	2.65	119.91	111.83
3	H	101	07D	CMD-C2D-C1D	2.65	129.50	124.73
3	e	101	07D	C4D-C3D-C2D	-2.64	105.16	114.33
3	E	101	07D	C9-C8-C10	-2.64	110.64	115.23
3	g	102	07D	CBC-CAC-C3C	-2.64	105.99	112.32
3	d	102	07D	C4D-C3D-C2D	-2.64	105.17	114.33
3	f	101	07D	CHC-C4B-C3B	-2.64	123.20	127.07
3	b	101	07D	CHC-C4B-C3B	-2.64	123.20	127.07
3	a	102	07D	C4-C3-C5	2.64	119.80	115.23
3	f	101	07D	CMD-C2D-C1D	2.63	129.47	124.73
3	D	101	07D	C1A-NA-C4A	-2.63	103.22	105.22
3	l	102	07D	C4D-C3D-C2D	-2.63	105.19	114.33
3	k	101	07D	CHC-C4B-C3B	-2.63	123.21	127.07
3	b	102	07D	C4D-C3D-C2D	-2.63	105.19	114.33
3	o	102	07D	C14-C13-C15	-2.63	110.66	115.23
3	O	101	07D	O1D-CGD-CBD	-2.63	120.74	124.72
3	m	101	07D	CHC-C4B-C3B	-2.63	123.22	127.07
3	n	102	07D	C4D-C3D-C2D	-2.62	105.24	114.33
3	a	102	07D	C14-C13-C15	-2.62	110.68	115.23
3	l	102	07D	CBC-CAC-C3C	-2.62	106.05	112.32
3	L	101	07D	O1D-CGD-CBD	-2.62	120.76	124.72
3	d	101	07D	CMD-C2D-C1D	2.61	129.44	124.73
3	i	101	07D	CBA-CAA-C2A	2.61	116.92	112.54
3	h	102	07D	C4D-C3D-C2D	-2.61	105.28	114.33
3	i	102	07D	C4D-C3D-C2D	-2.61	105.29	114.33
3	j	102	07D	C4-C3-C5	2.61	119.75	115.23
3	F	101	07D	CMD-C2D-C1D	2.61	129.42	124.73
3	G	101	07D	O2A-CGA-CBA	2.60	119.78	111.83
3	a	102	07D	C4D-C3D-C2D	-2.60	105.29	114.33
3	a	101	07D	C4-C3-C5	2.60	119.74	115.23
3	d	101	07D	C4D-C3D-C2D	-2.60	105.31	114.33
3	C	101	07D	C14-C13-C15	-2.60	110.72	115.23
3	o	102	07D	C4D-C3D-C2D	-2.60	105.32	114.33
3	j	102	07D	C4D-C3D-C2D	-2.60	105.32	114.33

Continued on next page...

Continued from previous page...

Mol	Chain	Res	Type	Atoms	Z	Observed(°)	Ideal(°)
3	j	102	07D	O2A-CGA-CBA	2.59	119.74	111.83
3	D	101	07D	CMD-C2D-C1D	2.59	129.40	124.73
3	o	102	07D	O2A-CGA-CBA	2.59	119.72	111.83
3	G	101	07D	C1-C2-C3	-2.58	121.97	126.20
3	j	101	07D	CMD-C2D-C1D	2.58	129.38	124.73
3	C	101	07D	CMD-C2D-C1D	2.58	129.37	124.73
3	N	101	07D	O1D-CGD-CBD	-2.58	120.81	124.72
3	c	102	07D	C4D-C3D-C2D	-2.58	105.39	114.33
3	A	101	07D	C9-C8-C10	-2.58	110.76	115.23
3	a	101	07D	C14-C13-C15	-2.57	110.76	115.23
3	h	102	07D	C4-C3-C5	2.57	119.69	115.23
3	A	101	07D	C14-C13-C15	-2.57	110.76	115.23
3	m	102	07D	C4D-C3D-C2D	-2.57	105.41	114.33
3	M	101	07D	CHC-C4B-C3B	-2.57	123.31	127.07
3	g	102	07D	C4D-C3D-C2D	-2.56	105.44	114.33
3	O	101	07D	CMD-C2D-C1D	2.56	129.34	124.73
3	k	102	07D	C4D-C3D-C2D	-2.56	105.44	114.33
3	h	102	07D	O2A-CGA-CBA	2.56	119.63	111.83
3	L	101	07D	CMD-C2D-C1D	2.55	129.33	124.73
3	M	101	07D	CMD-C2D-C1D	2.55	129.33	124.73
3	j	101	07D	CHC-C4B-C3B	-2.55	123.33	127.07
3	k	101	07D	CMD-C2D-C1D	2.55	129.32	124.73
3	m	101	07D	CMD-C2D-C1D	2.55	129.32	124.73
3	J	101	07D	C1A-NA-C4A	-2.54	103.29	105.22
3	c	101	07D	CHC-C4B-C3B	-2.54	123.34	127.07
3	m	102	07D	O2A-CGA-CBA	2.54	119.59	111.83
3	J	101	07D	CMD-C2D-C1D	2.54	129.31	124.73
3	e	101	07D	C1A-NA-C4A	-2.54	103.29	105.22
3	g	102	07D	C4-C3-C5	2.54	119.63	115.23
3	f	102	07D	CHC-C4B-C3B	-2.53	123.36	127.07
3	a	102	07D	O2A-CGA-CBA	2.53	119.56	111.83
3	i	101	07D	C9-C8-C10	-2.53	110.83	115.23
3	e	101	07D	CMD-C2D-C1D	2.53	129.28	124.73
3	c	102	07D	C4-C3-C5	2.53	119.61	115.23
3	k	101	07D	O2A-CGA-CBA	2.52	119.53	111.83
3	E	101	07D	CHC-C4B-C3B	-2.52	123.37	127.07
3	k	101	07D	C1A-NA-C4A	-2.52	103.30	105.22
3	o	101	07D	CHC-C4B-C3B	-2.52	123.37	127.07
3	G	101	07D	CHC-C4B-C3B	-2.52	123.38	127.07
3	f	102	07D	C4-C3-C5	2.52	119.60	115.23
3	C	101	07D	C4D-C3D-C2D	-2.51	105.60	114.33
3	k	102	07D	C9-C8-C10	-2.51	110.86	115.23

Continued on next page...

Continued from previous page...

Mol	Chain	Res	Type	Atoms	Z	Observed(°)	Ideal(°)
3	j	102	07D	CHC-C4B-C3B	-2.51	123.38	127.07
3	o	101	07D	O2A-CGA-CBA	2.51	119.50	111.83
3	d	101	07D	O2A-CGA-CBA	2.51	119.49	111.83
3	F	101	07D	C14-C13-C15	-2.51	110.87	115.23
3	L	101	07D	C4D-C3D-C2D	-2.51	105.63	114.33
3	e	102	07D	C4-C3-C5	2.51	119.58	115.23
3	h	101	07D	O1D-CGD-CBD	-2.51	120.92	124.72
3	E	101	07D	C1A-NA-C4A	-2.50	103.32	105.22
3	O	101	07D	C4D-C3D-C2D	-2.50	105.65	114.33
3	g	101	07D	C14-C13-C15	-2.50	110.89	115.23
3	J	101	07D	C4D-C3D-C2D	-2.50	105.65	114.33
3	M	101	07D	C4D-C3D-C2D	-2.50	105.66	114.33
3	D	101	07D	C4D-C3D-C2D	-2.49	105.67	114.33
3	m	101	07D	C9-C8-C10	-2.49	110.90	115.23
3	I	101	07D	C4D-C3D-C2D	-2.49	105.68	114.33
3	E	101	07D	C1-C2-C3	-2.49	122.11	126.20
3	b	102	07D	C4-C3-C5	2.49	119.55	115.23
3	d	102	07D	C4-C3-C5	2.49	119.55	115.23
3	H	101	07D	C4D-C3D-C2D	-2.48	105.72	114.33
3	B	101	07D	C4D-C3D-C2D	-2.47	105.75	114.33
3	I	101	07D	C14-C13-C15	-2.47	110.94	115.23
3	C	101	07D	C1-C2-C3	-2.47	122.15	126.20
3	N	101	07D	C4D-C3D-C2D	-2.47	105.77	114.33
3	j	101	07D	O1D-CGD-CBD	-2.47	120.98	124.72
3	d	101	07D	C9-C8-C10	-2.47	110.95	115.23
3	i	101	07D	O1D-CGD-CBD	-2.46	120.99	124.72
3	h	101	07D	CMD-C2D-C1D	2.46	129.17	124.73
3	A	101	07D	C4D-C3D-C2D	-2.46	105.79	114.33
3	E	101	07D	C4D-C3D-C2D	-2.46	105.79	114.33
3	I	101	07D	C4-C3-C5	2.46	119.50	115.23
3	a	102	07D	C9-C8-C10	-2.46	110.96	115.23
3	H	101	07D	C1-C2-C3	-2.46	122.17	126.20
3	G	101	07D	CBA-CAA-C2A	-2.46	108.41	112.54
3	h	101	07D	C9-C8-C10	-2.46	110.97	115.23
3	c	102	07D	CHC-C4B-C3B	-2.45	123.47	127.07
3	F	101	07D	C4D-C3D-C2D	-2.45	105.81	114.33
3	c	101	07D	O1D-CGD-CBD	-2.45	121.01	124.72
3	g	101	07D	O2A-CGA-CBA	2.45	119.30	111.83
3	n	101	07D	CHC-C4B-C3B	-2.45	123.48	127.07
3	H	101	07D	C14-C13-C15	-2.44	110.99	115.23
3	K	101	07D	C4D-C3D-C2D	-2.44	105.86	114.33
3	h	101	07D	O2A-CGA-CBA	2.44	119.27	111.83

Continued on next page...

Continued from previous page...

Mol	Chain	Res	Type	Atoms	Z	Observed(°)	Ideal(°)
3	k	102	07D	C4-C3-C5	2.43	119.45	115.23
3	g	102	07D	CHC-C4B-C3B	-2.43	123.50	127.07
3	g	101	07D	CHC-C4B-C3B	-2.43	123.50	127.07
3	c	101	07D	O2A-CGA-CBA	2.43	119.25	111.83
3	N	101	07D	C1-C2-C3	-2.43	122.21	126.20
3	k	102	07D	C1-C2-C3	-2.43	122.22	126.20
3	d	102	07D	CHC-C4B-C3B	-2.43	123.51	127.07
3	D	101	07D	C9-C8-C10	-2.43	111.02	115.23
3	d	101	07D	CHC-C4B-C3B	-2.42	123.52	127.07
3	n	102	07D	CHC-C4B-C3B	-2.42	123.52	127.07
3	j	102	07D	C14-C13-C15	-2.42	111.03	115.23
3	G	101	07D	C4D-C3D-C2D	-2.42	105.94	114.33
3	a	101	07D	O1D-CGD-CBD	-2.42	121.06	124.72
3	i	101	07D	O2A-CGA-CBA	2.42	119.20	111.83
3	b	101	07D	O1D-CGD-CBD	-2.41	121.07	124.72
3	o	102	07D	C4-C3-C5	2.41	119.41	115.23
3	m	102	07D	C14-C13-C15	-2.40	111.06	115.23
3	l	101	07D	O2A-CGA-CBA	2.40	119.16	111.83
3	L	101	07D	C14-C13-C15	-2.40	111.06	115.23
3	f	101	07D	O1D-CGD-CBD	-2.39	121.09	124.72
3	e	101	07D	O1D-CGD-CBD	-2.39	121.11	124.72
3	D	101	07D	CHC-C4B-C3B	-2.38	123.58	127.07
3	a	101	07D	C9-C8-C10	-2.38	111.09	115.23
3	l	102	07D	CHC-C4B-C3B	-2.38	123.58	127.07
3	k	101	07D	O1D-CGD-CBD	-2.38	121.11	124.72
3	J	101	07D	C4-C3-C5	2.38	119.36	115.23
3	M	101	07D	C1-C2-C3	-2.38	122.30	126.20
3	g	101	07D	O1D-CGD-CBD	-2.38	121.12	124.72
3	e	102	07D	CHC-C4B-C3B	-2.37	123.59	127.07
3	m	101	07D	O1D-CGD-CBD	-2.37	121.12	124.72
3	l	102	07D	C4-C3-C5	2.37	119.35	115.23
3	j	102	07D	C9-C8-C10	-2.37	111.11	115.23
3	F	101	07D	C9-C8-C10	-2.37	111.11	115.23
3	n	102	07D	C14-C13-C15	-2.37	111.11	115.23
3	G	101	07D	C9-C8-C10	-2.37	111.11	115.23
3	K	101	07D	C14-C13-C15	-2.37	111.12	115.23
3	a	101	07D	CHC-C4B-C3B	-2.37	123.60	127.07
3	b	102	07D	CHC-C4B-C3B	-2.35	123.62	127.07
3	k	102	07D	C14-C13-C15	-2.35	111.14	115.23
3	m	102	07D	CHC-C4B-C3B	-2.35	123.63	127.07
3	n	102	07D	C4-C3-C5	2.34	119.29	115.23
3	i	102	07D	C9-C8-C10	-2.34	111.17	115.23

Continued on next page...

Continued from previous page...

Mol	Chain	Res	Type	Atoms	Z	Observed(°)	Ideal(°)
3	d	101	07D	O1D-CGD-CBD	-2.34	121.18	124.72
3	i	102	07D	C14-C13-C15	-2.34	111.17	115.23
3	n	101	07D	O1D-CGD-CBD	-2.33	121.18	124.72
3	d	101	07D	O2D-CGD-O1D	-2.33	119.31	123.85
3	o	101	07D	O2D-CGD-O1D	-2.33	119.31	123.85
3	l	102	07D	C14-C13-C15	-2.33	111.18	115.23
3	h	102	07D	CHC-C4B-C3B	-2.33	123.66	127.07
3	f	101	07D	O2D-CGD-O1D	-2.32	119.34	123.85
3	M	101	07D	C9-C8-C10	-2.31	111.21	115.23
3	o	102	07D	CHC-C4B-C3B	-2.31	123.68	127.07
3	K	101	07D	CHC-C4B-C3B	-2.31	123.68	127.07
3	j	101	07D	O2D-CGD-O1D	-2.31	119.35	123.85
3	i	102	07D	CHC-C4B-C3B	-2.31	123.69	127.07
3	l	101	07D	CBC-CAC-C3C	-2.30	106.80	112.32
3	d	101	07D	C14-C13-C15	-2.30	111.23	115.23
3	H	101	07D	CHC-C4B-C3B	-2.30	123.70	127.07
3	o	101	07D	O1D-CGD-CBD	-2.29	121.24	124.72
3	c	101	07D	O2D-CGD-O1D	-2.29	119.39	123.85
3	c	101	07D	CBA-CAA-C2A	2.29	116.39	112.54
3	a	102	07D	CHC-C4B-C3B	-2.29	123.72	127.07
3	n	101	07D	C9-C8-C10	-2.29	111.26	115.23
3	N	101	07D	CHC-C4B-C3B	-2.29	123.72	127.07
3	k	102	07D	CHC-C4B-C3B	-2.29	123.72	127.07
3	h	101	07D	O2D-CGD-O1D	-2.28	119.40	123.85
3	O	101	07D	C1-C2-C3	-2.28	122.46	126.20
3	l	101	07D	O2D-CGD-O1D	-2.28	119.41	123.85
3	m	102	07D	C4-C3-C5	2.28	119.18	115.23
3	L	101	07D	C9-C8-C10	-2.27	111.29	115.23
3	i	102	07D	C4-C3-C5	2.27	119.16	115.23
3	b	101	07D	O2D-CGD-O1D	-2.27	119.44	123.85
3	i	101	07D	O2D-CGD-O1D	-2.26	119.44	123.85
3	e	101	07D	O2D-CGD-O1D	-2.26	119.45	123.85
3	m	102	07D	CMD-C2D-C1D	2.26	128.80	124.73
3	l	101	07D	O1D-CGD-CBD	-2.26	121.30	124.72
3	N	101	07D	CBA-CAA-C2A	-2.25	108.75	112.54
3	O	101	07D	CHC-C4B-C3B	-2.25	123.77	127.07
3	C	101	07D	C9-C8-C10	-2.25	111.32	115.23
3	h	102	07D	C14-C13-C15	-2.25	111.32	115.23
3	N	101	07D	CBC-CAC-C3C	-2.25	106.93	112.32
3	k	101	07D	C14-C13-C15	-2.25	111.32	115.23
3	i	101	07D	CBC-CAC-C3C	-2.25	106.93	112.32
3	A	101	07D	CBC-CAC-C3C	-2.24	106.95	112.32

Continued on next page...

Continued from previous page...

Mol	Chain	Res	Type	Atoms	Z	Observed(°)	Ideal(°)
3	D	101	07D	C1-C2-C3	-2.24	122.53	126.20
3	O	101	07D	C9-C8-C10	-2.24	111.35	115.23
3	l	102	07D	C9-C8-C10	-2.24	111.35	115.23
3	m	101	07D	O2D-CGD-O1D	-2.23	119.50	123.85
3	a	101	07D	O2D-CGD-O1D	-2.23	119.50	123.85
3	M	101	07D	CBC-CAC-C3C	-2.23	106.97	112.32
3	n	101	07D	O2D-CGD-O1D	-2.23	119.52	123.85
3	N	101	07D	C9-C8-C10	-2.22	111.37	115.23
3	n	101	07D	C14-C13-C15	-2.22	111.37	115.23
3	L	101	07D	CHC-C4B-C3B	-2.22	123.81	127.07
3	k	101	07D	C9-C8-C10	-2.22	111.37	115.23
3	k	102	07D	C4D-CHA-CBD	-2.22	106.46	109.44
3	k	101	07D	O2D-CGD-O1D	-2.20	119.56	123.85
3	h	101	07D	C19-C18-C20	-2.20	109.52	114.59
3	j	101	07D	C4-C3-C2	-2.20	117.98	123.63
3	G	101	07D	CBC-CAC-C3C	-2.20	107.05	112.32
3	F	101	07D	CBC-CAC-C3C	-2.19	107.08	112.32
3	I	101	07D	CBC-CAC-C3C	-2.18	107.09	112.32
3	K	101	07D	C6-C5-C3	-2.17	105.99	113.19
3	H	101	07D	CBC-CAC-C3C	-2.17	107.12	112.32
3	g	101	07D	O2D-CGD-O1D	-2.17	119.63	123.85
3	D	101	07D	CBC-CAC-C3C	-2.16	107.14	112.32
3	g	102	07D	CMD-C2D-C1D	2.16	128.62	124.73
3	b	101	07D	C14-C13-C15	-2.16	111.48	115.23
3	l	101	07D	C14-C13-C15	-2.16	111.48	115.23
3	j	102	07D	O1D-CGD-CBD	-2.16	121.45	124.72
3	h	102	07D	CMD-C2D-C1D	2.16	128.61	124.73
3	g	102	07D	O1D-CGD-CBD	-2.15	121.46	124.72
3	l	102	07D	O1D-CGD-CBD	-2.15	121.46	124.72
3	o	101	07D	CBC-CAC-C3C	-2.14	107.18	112.32
3	i	102	07D	O1D-CGD-CBD	-2.14	121.47	124.72
3	D	101	07D	C14-C13-C15	-2.14	111.52	115.23
3	I	101	07D	C9-C8-C10	-2.14	111.52	115.23
3	n	102	07D	C9-C8-C10	-2.14	111.52	115.23
3	F	101	07D	CBA-CAA-C2A	-2.14	108.94	112.54
3	b	101	07D	C4-C3-C2	-2.14	118.14	123.63
3	L	101	07D	CBC-CAC-C3C	-2.14	107.20	112.32
3	j	101	07D	C14-C13-C15	-2.13	111.53	115.23
3	o	102	07D	O1D-CGD-CBD	-2.13	121.49	124.72
3	k	102	07D	O1D-CGD-CBD	-2.13	121.50	124.72
3	n	101	07D	CBC-CAC-C3C	-2.12	107.24	112.32
3	m	101	07D	O2A-CGA-O1A	-2.12	118.33	123.63

Continued on next page...

Continued from previous page...

Mol	Chain	Res	Type	Atoms	Z	Observed(°)	Ideal(°)
3	C	101	07D	CBC-CAC-C3C	-2.11	107.26	112.32
3	o	101	07D	C14-C13-C15	-2.11	111.57	115.23
3	d	102	07D	O1D-CGD-CBD	-2.10	121.53	124.72
3	F	101	07D	CHC-C4B-C3B	-2.10	123.99	127.07
3	J	101	07D	CHC-C4B-C3B	-2.10	123.99	127.07
3	C	101	07D	CHC-C4B-C3B	-2.10	123.99	127.07
3	j	102	07D	CMD-C2D-C1D	2.10	128.51	124.73
3	B	101	07D	C14-C13-C15	-2.10	111.59	115.23
3	O	101	07D	CBC-CAC-C3C	-2.09	107.30	112.32
3	a	102	07D	O1D-CGD-CBD	-2.09	121.55	124.72
3	f	102	07D	CMD-C2D-C1D	2.09	128.49	124.73
3	K	101	07D	O2A-CGA-O1A	-2.08	118.42	123.63
3	E	101	07D	C4D-CHA-CBD	-2.08	106.65	109.44
3	B	101	07D	CBC-CAC-C3C	-2.08	107.34	112.32
3	c	102	07D	CMD-C2D-C1D	2.07	128.47	124.73
3	J	101	07D	CBC-CAC-C3C	-2.07	107.35	112.32
3	m	102	07D	C9-C8-C10	-2.07	111.64	115.23
3	k	102	07D	O2A-CGA-O1A	-2.07	118.45	123.63
3	a	101	07D	C4-C3-C2	-2.06	118.32	123.63
3	E	101	07D	CBC-CAC-C3C	-2.06	107.38	112.32
3	o	102	07D	C9-C8-C10	-2.06	111.65	115.23
3	n	102	07D	O1D-CGD-CBD	-2.06	121.60	124.72
3	N	101	07D	C4D-CHA-CBD	-2.06	106.68	109.44
3	K	101	07D	CBC-CAC-C3C	-2.05	107.41	112.32
3	h	101	07D	C2B-C1B-NB	2.05	116.25	110.46
3	c	102	07D	C1-O2A-CGA	2.05	121.61	116.65
3	m	101	07D	C2B-C1B-NB	2.05	116.25	110.46
3	e	102	07D	C1A-NA-C4A	-2.05	103.67	105.22
3	j	101	07D	C1A-NA-C4A	-2.04	103.67	105.22
3	i	102	07D	CMD-C2D-C1D	2.04	128.41	124.73
3	c	102	07D	O1D-CGD-CBD	-2.04	121.63	124.72
3	a	102	07D	C4D-CHA-CBD	-2.04	106.70	109.44
3	i	102	07D	C4D-CHA-CBD	-2.04	106.70	109.44
3	n	102	07D	CMD-C2D-C1D	2.04	128.40	124.73
3	b	102	07D	C4D-CHA-CBD	-2.03	106.72	109.44
3	g	101	07D	C2B-C1B-NB	2.02	116.19	110.46
3	e	101	07D	C4D-CHA-CBD	-2.02	106.73	109.44
3	o	102	07D	C19-C18-C20	-2.02	109.94	114.59
3	i	101	07D	C4-C3-C2	-2.02	118.45	123.63
3	a	102	07D	CMD-C2D-C1D	2.01	128.36	124.73
3	b	102	07D	O1D-CGD-CBD	-2.01	121.67	124.72
3	B	101	07D	C1-C2-C3	-2.01	122.90	126.20

Continued on next page...

Continued from previous page...

Mol	Chain	Res	Type	Atoms	Z	Observed(°)	Ideal(°)
3	H	101	07D	O2A-CGA-O1A	-2.01	118.60	123.63
3	g	101	07D	CBC-CAC-C3C	-2.01	107.50	112.32
3	h	101	07D	CBA-CAA-C2A	2.01	115.91	112.54
3	l	101	07D	CBA-CAA-C2A	2.01	115.91	112.54

All (16) chirality outliers are listed below:

Mol	Chain	Res	Type	Atom
3	b	101	07D	NA
3	c	101	07D	NA
3	d	101	07D	NA
3	e	101	07D	NA
3	f	101	07D	NA
3	g	101	07D	NA
3	h	101	07D	NA
3	i	101	07D	NA
3	j	101	07D	NA
3	k	101	07D	NA
3	k	102	07D	NA
3	l	101	07D	NA
3	m	101	07D	NA
3	n	101	07D	NA
3	o	101	07D	NA
3	a	101	07D	NA

All (758) torsion outliers are listed below:

Mol	Chain	Res	Type	Atoms
3	b	101	07D	C6-C7-C8-C9
3	b	101	07D	C11-C12-C13-C15
3	b	101	07D	C11-C12-C13-C14
3	b	101	07D	C16-C17-C18-C20
3	b	101	07D	C3A-C2A-CAA-CBA
3	b	101	07D	C2C-C3C-CAC-CBC
3	b	102	07D	C6-C7-C8-C10
3	b	102	07D	C11-C12-C13-C15
3	b	102	07D	C1A-C2A-CAA-CBA
3	b	102	07D	C2B-C3B-CAB-CBB
3	b	102	07D	C2C-C3C-CAC-CBC
3	A	101	07D	C6-C7-C8-C10
3	A	101	07D	C6-C7-C8-C9
3	A	101	07D	C11-C12-C13-C14

Continued on next page...

Continued from previous page...

Mol	Chain	Res	Type	Atoms
3	A	101	07D	C1A-C2A-CAA-CBA
3	A	101	07D	C4C-C3C-CAC-CBC
3	B	101	07D	C6-C7-C8-C10
3	B	101	07D	C6-C7-C8-C9
3	B	101	07D	C11-C12-C13-C15
3	B	101	07D	C1A-C2A-CAA-CBA
3	C	101	07D	C6-C7-C8-C10
3	C	101	07D	C6-C7-C8-C9
3	C	101	07D	C11-C12-C13-C15
3	C	101	07D	C11-C12-C13-C14
3	C	101	07D	C1A-C2A-CAA-CBA
3	D	101	07D	C6-C7-C8-C10
3	D	101	07D	C6-C7-C8-C9
3	D	101	07D	C16-C17-C18-C19
3	D	101	07D	C1A-C2A-CAA-CBA
3	E	101	07D	C6-C7-C8-C10
3	E	101	07D	C6-C7-C8-C9
3	E	101	07D	C11-C12-C13-C14
3	E	101	07D	C16-C17-C18-C20
3	E	101	07D	C1A-C2A-CAA-CBA
3	F	101	07D	C6-C7-C8-C10
3	F	101	07D	C6-C7-C8-C9
3	F	101	07D	C11-C12-C13-C15
3	F	101	07D	C11-C12-C13-C14
3	F	101	07D	C1A-C2A-CAA-CBA
3	F	101	07D	C4C-C3C-CAC-CBC
3	G	101	07D	C6-C7-C8-C10
3	G	101	07D	C6-C7-C8-C9
3	G	101	07D	C11-C12-C13-C15
3	G	101	07D	C16-C17-C18-C19
3	G	101	07D	C1A-C2A-CAA-CBA
3	G	101	07D	C4C-C3C-CAC-CBC
3	H	101	07D	C6-C7-C8-C9
3	H	101	07D	C11-C12-C13-C15
3	H	101	07D	C11-C12-C13-C14
3	H	101	07D	C16-C17-C18-C19
3	H	101	07D	C1A-C2A-CAA-CBA
3	H	101	07D	C4C-C3C-CAC-CBC
3	H	101	07D	C2A-CAA-CBA-CGA
3	I	101	07D	C6-C7-C8-C10
3	I	101	07D	C6-C7-C8-C9
3	I	101	07D	C11-C12-C13-C15

Continued on next page...

Continued from previous page...

Mol	Chain	Res	Type	Atoms
3	I	101	07D	C11-C12-C13-C14
3	I	101	07D	C1A-C2A-CAA-CBA
3	J	101	07D	C6-C7-C8-C10
3	J	101	07D	C6-C7-C8-C9
3	J	101	07D	C11-C12-C13-C15
3	J	101	07D	C11-C12-C13-C14
3	J	101	07D	C16-C17-C18-C20
3	J	101	07D	C1A-C2A-CAA-CBA
3	J	101	07D	C4C-C3C-CAC-CBC
3	K	101	07D	C6-C7-C8-C10
3	K	101	07D	C6-C7-C8-C9
3	K	101	07D	C11-C12-C13-C15
3	K	101	07D	C11-C12-C13-C14
3	K	101	07D	C3A-C2A-CAA-CBA
3	L	101	07D	C6-C7-C8-C10
3	L	101	07D	C6-C7-C8-C9
3	L	101	07D	C11-C12-C13-C14
3	L	101	07D	C1A-C2A-CAA-CBA
3	L	101	07D	C4C-C3C-CAC-CBC
3	M	101	07D	C6-C7-C8-C10
3	M	101	07D	C6-C7-C8-C9
3	M	101	07D	C11-C12-C13-C15
3	M	101	07D	C11-C12-C13-C14
3	M	101	07D	C1A-C2A-CAA-CBA
3	M	101	07D	C4C-C3C-CAC-CBC
3	N	101	07D	C6-C7-C8-C10
3	N	101	07D	C6-C7-C8-C9
3	N	101	07D	C11-C12-C13-C15
3	N	101	07D	C11-C12-C13-C14
3	N	101	07D	C1A-C2A-CAA-CBA
3	N	101	07D	C4C-C3C-CAC-CBC
3	O	101	07D	C6-C7-C8-C10
3	O	101	07D	C6-C7-C8-C9
3	O	101	07D	C11-C12-C13-C15
3	O	101	07D	C11-C12-C13-C14
3	O	101	07D	C16-C17-C18-C20
3	O	101	07D	C1A-C2A-CAA-CBA
3	c	101	07D	C12-C13-C15-C16
3	c	101	07D	C14-C13-C15-C16
3	c	101	07D	C11-C12-C13-C14
3	c	101	07D	C3A-C2A-CAA-CBA
3	c	101	07D	C2C-C3C-CAC-CBC

Continued on next page...

Continued from previous page...

Mol	Chain	Res	Type	Atoms
3	c	102	07D	C6-C7-C8-C10
3	c	102	07D	C11-C12-C13-C15
3	c	102	07D	C1A-C2A-CAA-CBA
3	c	102	07D	C2C-C3C-CAC-CBC
3	d	101	07D	C11-C12-C13-C14
3	d	101	07D	C3A-C2A-CAA-CBA
3	d	101	07D	C2B-C3B-CAB-CBB
3	d	101	07D	C2B-C3B-CAB-OBB
3	d	101	07D	C2C-C3C-CAC-CBC
3	d	102	07D	C6-C7-C8-C10
3	d	102	07D	C11-C12-C13-C15
3	d	102	07D	C1A-C2A-CAA-CBA
3	d	102	07D	C2C-C3C-CAC-CBC
3	e	101	07D	C6-C7-C8-C10
3	e	101	07D	C11-C12-C13-C15
3	e	101	07D	C11-C12-C13-C14
3	e	101	07D	C1A-C2A-CAA-CBA
3	e	101	07D	C3A-C2A-CAA-CBA
3	e	101	07D	C2C-C3C-CAC-CBC
3	e	102	07D	C6-C7-C8-C10
3	e	102	07D	C11-C12-C13-C15
3	e	102	07D	C11-C12-C13-C14
3	e	102	07D	C1A-C2A-CAA-CBA
3	e	102	07D	C2C-C3C-CAC-CBC
3	f	101	07D	C3-C5-C6-C7
3	f	101	07D	C6-C7-C8-C9
3	f	101	07D	C16-C17-C18-C20
3	f	101	07D	C16-C17-C18-C19
3	f	101	07D	C3A-C2A-CAA-CBA
3	f	101	07D	C2B-C3B-CAB-CBB
3	f	101	07D	C2B-C3B-CAB-OBB
3	f	101	07D	C2C-C3C-CAC-CBC
3	f	102	07D	C6-C7-C8-C10
3	f	102	07D	C11-C12-C13-C15
3	f	102	07D	C1A-C2A-CAA-CBA
3	f	102	07D	C2C-C3C-CAC-CBC
3	g	101	07D	C11-C12-C13-C14
3	g	101	07D	C3A-C2A-CAA-CBA
3	g	101	07D	C2C-C3C-CAC-CBC
3	g	102	07D	C6-C7-C8-C10
3	g	102	07D	C11-C12-C13-C15
3	g	102	07D	C11-C12-C13-C14

Continued on next page...

Continued from previous page...

Mol	Chain	Res	Type	Atoms
3	g	102	07D	C1A-C2A-CAA-CBA
3	g	102	07D	C2C-C3C-CAC-CBC
3	h	101	07D	C6-C7-C8-C9
3	h	101	07D	C3A-C2A-CAA-CBA
3	h	101	07D	C4C-C3C-CAC-CBC
3	h	102	07D	C6-C7-C8-C9
3	h	102	07D	C11-C12-C13-C14
3	h	102	07D	C1A-C2A-CAA-CBA
3	h	102	07D	C2C-C3C-CAC-CBC
3	i	101	07D	C11-C12-C13-C15
3	i	101	07D	C3A-C2A-CAA-CBA
3	i	101	07D	C2C-C3C-CAC-CBC
3	i	102	07D	C6-C7-C8-C10
3	i	102	07D	C6-C7-C8-C9
3	i	102	07D	C11-C12-C13-C15
3	i	102	07D	C16-C17-C18-C19
3	i	102	07D	C1A-C2A-CAA-CBA
3	i	102	07D	C2C-C3C-CAC-CBC
3	j	101	07D	C3-C5-C6-C7
3	j	101	07D	C6-C7-C8-C9
3	j	101	07D	C11-C12-C13-C15
3	j	101	07D	C3A-C2A-CAA-CBA
3	j	101	07D	C4C-C3C-CAC-CBC
3	j	102	07D	C6-C7-C8-C9
3	j	102	07D	C11-C12-C13-C14
3	j	102	07D	C16-C17-C18-C20
3	j	102	07D	C1A-C2A-CAA-CBA
3	j	102	07D	C2C-C3C-CAC-CBC
3	k	101	07D	C11-C12-C13-C15
3	k	101	07D	C16-C17-C18-C20
3	k	101	07D	C3A-C2A-CAA-CBA
3	k	101	07D	C2C-C3C-CAC-CBC
3	k	102	07D	C6-C7-C8-C9
3	k	102	07D	C11-C12-C13-C15
3	k	102	07D	C16-C17-C18-C20
3	k	102	07D	C3A-C2A-CAA-CBA
3	k	102	07D	C2C-C3C-CAC-CBC
3	l	101	07D	C11-C10-C8-C9
3	l	101	07D	C11-C12-C13-C15
3	l	101	07D	C3A-C2A-CAA-CBA
3	l	101	07D	C2C-C3C-CAC-CBC
3	l	102	07D	C6-C7-C8-C9

Continued on next page...

Continued from previous page...

Mol	Chain	Res	Type	Atoms
3	l	102	07D	C11-C12-C13-C15
3	l	102	07D	C11-C12-C13-C14
3	l	102	07D	C16-C17-C18-C20
3	l	102	07D	C1A-C2A-CAA-CBA
3	l	102	07D	C2C-C3C-CAC-CBC
3	m	101	07D	C6-C7-C8-C9
3	m	101	07D	C11-C12-C13-C15
3	m	101	07D	C11-C12-C13-C14
3	m	101	07D	C1A-C2A-CAA-CBA
3	m	101	07D	C2C-C3C-CAC-CBC
3	m	102	07D	C6-C7-C8-C10
3	m	102	07D	C8-C10-C11-C12
3	m	102	07D	C11-C12-C13-C14
3	m	102	07D	C16-C17-C18-C20
3	m	102	07D	C1A-C2A-CAA-CBA
3	m	102	07D	C2B-C3B-CAB-CBB
3	m	102	07D	C2C-C3C-CAC-CBC
3	n	101	07D	C12-C13-C15-C16
3	n	101	07D	C11-C12-C13-C15
3	n	101	07D	C11-C12-C13-C14
3	n	101	07D	C1A-C2A-CAA-CBA
3	n	101	07D	C2B-C3B-CAB-CBB
3	n	101	07D	C2B-C3B-CAB-OBB
3	n	101	07D	C2C-C3C-CAC-CBC
3	n	102	07D	C6-C7-C8-C10
3	n	102	07D	C6-C7-C8-C9
3	n	102	07D	C11-C12-C13-C15
3	n	102	07D	C11-C12-C13-C14
3	n	102	07D	C16-C17-C18-C20
3	n	102	07D	C1A-C2A-CAA-CBA
3	n	102	07D	C2C-C3C-CAC-CBC
3	o	101	07D	C6-C7-C8-C10
3	o	101	07D	C3A-C2A-CAA-CBA
3	o	101	07D	C2C-C3C-CAC-CBC
3	o	102	07D	C6-C7-C8-C9
3	o	102	07D	C11-C10-C8-C9
3	o	102	07D	C1A-C2A-CAA-CBA
3	o	102	07D	C2B-C3B-CAB-CBB
3	o	102	07D	C2C-C3C-CAC-CBC
3	a	101	07D	C6-C7-C8-C9
3	a	101	07D	C11-C10-C8-C7
3	a	101	07D	C11-C10-C8-C9

Continued on next page...

Continued from previous page...

Mol	Chain	Res	Type	Atoms
3	a	101	07D	C16-C17-C18-C20
3	a	101	07D	C3A-C2A-CAA-CBA
3	a	101	07D	C2B-C3B-CAB-CBB
3	a	101	07D	C2B-C3B-CAB-OB
3	a	101	07D	C2C-C3C-CAC-CBC
3	a	102	07D	C6-C7-C8-C9
3	a	102	07D	C11-C12-C13-C14
3	a	102	07D	C16-C17-C18-C19
3	a	102	07D	C1A-C2A-CAA-CBA
3	a	102	07D	C2C-C3C-CAC-CBC
3	j	102	07D	O1A-CGA-O2A-C1
3	m	102	07D	O1A-CGA-O2A-C1
3	o	102	07D	O1A-CGA-O2A-C1
3	a	102	07D	O1A-CGA-O2A-C1
3	b	102	07D	C16-C17-C18-C20
3	A	101	07D	C16-C17-C18-C20
3	C	101	07D	C16-C17-C18-C20
3	E	101	07D	C16-C17-C18-C19
3	F	101	07D	C16-C17-C18-C19
3	J	101	07D	C16-C17-C18-C19
3	L	101	07D	C16-C17-C18-C20
3	M	101	07D	C16-C17-C18-C20
3	N	101	07D	C16-C17-C18-C20
3	O	101	07D	C16-C17-C18-C19
3	c	101	07D	C16-C17-C18-C19
3	c	102	07D	C16-C17-C18-C20
3	d	101	07D	C16-C17-C18-C20
3	d	101	07D	C16-C17-C18-C19
3	d	102	07D	C16-C17-C18-C20
3	e	101	07D	C16-C17-C18-C19
3	e	102	07D	C16-C17-C18-C20
3	f	102	07D	C16-C17-C18-C20
3	g	102	07D	C16-C17-C18-C20
3	h	102	07D	C16-C17-C18-C20
3	i	101	07D	C16-C17-C18-C19
3	j	101	07D	C16-C17-C18-C19
3	k	102	07D	C16-C17-C18-C19
3	l	102	07D	C16-C17-C18-C19
3	n	102	07D	C16-C17-C18-C19
3	o	101	07D	C16-C17-C18-C20
3	o	102	07D	CBA-CGA-O2A-C1
3	h	102	07D	O1A-CGA-O2A-C1

Continued on next page...

Continued from previous page...

Mol	Chain	Res	Type	Atoms
3	I	101	07D	C16-C17-C18-C19
3	I	101	07D	CBA-CGA-O2A-C1
3	J	101	07D	CBA-CGA-O2A-C1
3	g	102	07D	CBA-CGA-O2A-C1
3	j	102	07D	CBA-CGA-O2A-C1
3	m	102	07D	CBA-CGA-O2A-C1
3	a	102	07D	CBA-CGA-O2A-C1
3	b	101	07D	CBD-CGD-O2D-CED
3	e	101	07D	CBD-CGD-O2D-CED
3	f	101	07D	CBD-CGD-O2D-CED
3	g	101	07D	CBD-CGD-O2D-CED
3	j	101	07D	CBD-CGD-O2D-CED
3	k	101	07D	CBD-CGD-O2D-CED
3	l	101	07D	CBD-CGD-O2D-CED
3	m	101	07D	CBD-CGD-O2D-CED
3	n	101	07D	CBD-CGD-O2D-CED
3	b	101	07D	C4-C3-C5-C6
3	B	101	07D	C11-C10-C8-C9
3	H	101	07D	C11-C10-C8-C9
3	g	101	07D	C11-C10-C8-C9
3	j	101	07D	C4-C3-C5-C6
3	k	102	07D	C4-C3-C5-C6
3	b	101	07D	C12-C13-C15-C16
3	I	101	07D	C12-C13-C15-C16
3	c	101	07D	C11-C10-C8-C7
3	d	101	07D	C12-C13-C15-C16
3	g	101	07D	C12-C13-C15-C16
3	j	101	07D	C2-C3-C5-C6
3	j	102	07D	C11-C10-C8-C7
3	k	101	07D	C11-C10-C8-C7
3	k	102	07D	C2-C3-C5-C6
3	l	101	07D	C11-C10-C8-C7
3	o	102	07D	C11-C10-C8-C7
3	d	101	07D	CBD-CGD-O2D-CED
3	i	101	07D	CBD-CGD-O2D-CED
3	c	101	07D	C16-C17-C18-C20
3	e	101	07D	C16-C17-C18-C20
3	i	101	07D	C16-C17-C18-C20
3	l	101	07D	C16-C17-C18-C19
3	A	101	07D	O1A-CGA-O2A-C1
3	b	102	07D	CBA-CGA-O2A-C1
3	A	101	07D	CBA-CGA-O2A-C1

Continued on next page...

Continued from previous page...

Mol	Chain	Res	Type	Atoms
3	L	101	07D	CBA-CGA-O2A-C1
3	c	102	07D	CBA-CGA-O2A-C1
3	d	102	07D	CBA-CGA-O2A-C1
3	e	102	07D	CBA-CGA-O2A-C1
3	f	102	07D	CBA-CGA-O2A-C1
3	h	102	07D	CBA-CGA-O2A-C1
3	l	102	07D	CBA-CGA-O2A-C1
3	b	102	07D	C11-C12-C13-C14
3	D	101	07D	C11-C12-C13-C14
3	c	102	07D	C11-C12-C13-C14
3	d	102	07D	C11-C12-C13-C14
3	f	102	07D	C11-C12-C13-C14
3	h	101	07D	C11-C12-C13-C14
3	i	101	07D	C11-C12-C13-C14
3	j	101	07D	C11-C12-C13-C14
3	k	101	07D	C11-C12-C13-C14
3	k	102	07D	C11-C12-C13-C14
3	l	101	07D	C11-C12-C13-C14
3	n	101	07D	C6-C7-C8-C9
3	o	101	07D	C11-C12-C13-C14
3	o	102	07D	C11-C12-C13-C14
3	a	101	07D	C11-C12-C13-C14
3	c	101	07D	C6-C7-C8-C10
3	g	101	07D	C6-C7-C8-C10
3	h	102	07D	C6-C7-C8-C10
3	i	101	07D	C6-C7-C8-C10
3	j	102	07D	C6-C7-C8-C10
3	k	101	07D	C6-C7-C8-C10
3	k	102	07D	C6-C7-C8-C10
3	l	101	07D	C6-C7-C8-C10
3	o	102	07D	C6-C7-C8-C10
3	a	102	07D	C6-C7-C8-C10
3	I	101	07D	O1A-CGA-O2A-C1
3	J	101	07D	O1A-CGA-O2A-C1
3	L	101	07D	O1A-CGA-O2A-C1
3	g	102	07D	O1A-CGA-O2A-C1
3	i	102	07D	O1A-CGA-O2A-C1
3	n	102	07D	O1A-CGA-O2A-C1
3	B	101	07D	C16-C17-C18-C20
3	g	101	07D	C16-C17-C18-C19
3	h	101	07D	C16-C17-C18-C19
3	j	101	07D	C16-C17-C18-C20

Continued on next page...

Continued from previous page...

Mol	Chain	Res	Type	Atoms
3	k	101	07D	C16-C17-C18-C19
3	m	102	07D	C16-C17-C18-C19
3	o	101	07D	CBD-CGD-O2D-CED
3	a	101	07D	CBD-CGD-O2D-CED
3	b	101	07D	CBA-CGA-O2A-C1
3	H	101	07D	CBA-CGA-O2A-C1
3	i	102	07D	CBA-CGA-O2A-C1
3	n	102	07D	CBA-CGA-O2A-C1
3	b	102	07D	O1A-CGA-O2A-C1
3	l	102	07D	O1A-CGA-O2A-C1
3	c	101	07D	CBD-CGD-O2D-CED
3	b	101	07D	C16-C17-C18-C19
3	j	102	07D	C16-C17-C18-C19
3	o	102	07D	C16-C17-C18-C20
3	a	101	07D	C16-C17-C18-C19
3	k	101	07D	C4-C3-C5-C6
3	b	101	07D	C2-C3-C5-C6
3	e	101	07D	C11-C10-C8-C7
3	e	101	07D	C12-C13-C15-C16
3	h	102	07D	C11-C10-C8-C7
3	i	101	07D	C12-C13-C15-C16
3	i	102	07D	C12-C13-C15-C16
3	k	101	07D	C2-C3-C5-C6
3	k	101	07D	C12-C13-C15-C16
3	k	102	07D	C12-C13-C15-C16
3	m	102	07D	C12-C13-C15-C16
3	o	101	07D	C12-C13-C15-C16
3	o	102	07D	C12-C13-C15-C16
3	a	102	07D	C11-C10-C8-C7
3	a	102	07D	C12-C13-C15-C16
3	c	102	07D	O1A-CGA-O2A-C1
3	d	102	07D	O1A-CGA-O2A-C1
3	e	102	07D	O1A-CGA-O2A-C1
3	b	101	07D	C3-C5-C6-C7
3	b	102	07D	C13-C15-C16-C17
3	B	101	07D	C8-C10-C11-C12
3	C	101	07D	C13-C15-C16-C17
3	H	101	07D	C3-C5-C6-C7
3	L	101	07D	C3-C5-C6-C7
3	M	101	07D	C13-C15-C16-C17
3	N	101	07D	C13-C15-C16-C17
3	c	101	07D	C8-C10-C11-C12

Continued on next page...

Continued from previous page...

Mol	Chain	Res	Type	Atoms
3	c	102	07D	C13-C15-C16-C17
3	e	101	07D	C3-C5-C6-C7
3	e	101	07D	C13-C15-C16-C17
3	f	102	07D	C13-C15-C16-C17
3	h	101	07D	C8-C10-C11-C12
3	h	102	07D	C3-C5-C6-C7
3	i	101	07D	C3-C5-C6-C7
3	i	102	07D	C3-C5-C6-C7
3	k	102	07D	C13-C15-C16-C17
3	l	101	07D	C3-C5-C6-C7
3	l	102	07D	C8-C10-C11-C12
3	m	101	07D	C13-C15-C16-C17
3	n	102	07D	C3-C5-C6-C7
3	o	102	07D	C3-C5-C6-C7
3	a	101	07D	C8-C10-C11-C12
3	a	102	07D	C3-C5-C6-C7
3	n	101	07D	C16-C17-C18-C19
3	b	101	07D	O1A-CGA-O2A-C1
3	H	101	07D	O1A-CGA-O2A-C1
3	f	102	07D	O1A-CGA-O2A-C1
3	d	101	07D	C6-C7-C8-C9
3	h	101	07D	C6-C7-C8-C10
3	A	101	07D	C16-C17-C18-C19
3	d	102	07D	C16-C17-C18-C19
3	e	102	07D	C16-C17-C18-C19
3	a	102	07D	C16-C17-C18-C20
3	j	101	07D	CBA-CGA-O2A-C1
3	a	101	07D	CBA-CGA-O2A-C1
3	d	101	07D	C11-C10-C8-C7
3	f	101	07D	C12-C13-C15-C16
3	j	101	07D	C12-C13-C15-C16
3	j	102	07D	C12-C13-C15-C16
3	l	102	07D	C12-C13-C15-C16
3	n	102	07D	C12-C13-C15-C16
3	K	101	07D	C16-C17-C18-C19
3	M	101	07D	C16-C17-C18-C19
3	m	101	07D	C16-C17-C18-C19
3	j	101	07D	O1A-CGA-O2A-C1
3	a	101	07D	O1A-CGA-O2A-C1
3	B	101	07D	C11-C12-C13-C14
3	L	101	07D	C2A-CAA-CBA-CGA
3	j	101	07D	C2A-CAA-CBA-CGA

Continued on next page...

Continued from previous page...

Mol	Chain	Res	Type	Atoms
3	m	101	07D	C2A-CAA-CBA-CGA
3	a	101	07D	C2A-CAA-CBA-CGA
3	h	102	07D	C16-C17-C18-C19
3	e	101	07D	O1D-CGD-O2D-CED
3	G	101	07D	C16-C17-C18-C20
3	H	101	07D	C16-C17-C18-C20
3	k	101	07D	O1D-CGD-O2D-CED
3	B	101	07D	C3-C5-C6-C7
3	E	101	07D	C3-C5-C6-C7
3	F	101	07D	C3-C5-C6-C7
3	J	101	07D	C8-C10-C11-C12
3	K	101	07D	C8-C10-C11-C12
3	d	102	07D	C13-C15-C16-C17
3	e	102	07D	C13-C15-C16-C17
3	j	102	07D	C3-C5-C6-C7
3	l	102	07D	C13-C15-C16-C17
3	n	101	07D	C13-C15-C16-C17
3	o	102	07D	C13-C15-C16-C17
3	m	101	07D	O1D-CGD-O2D-CED
3	g	102	07D	C16-C17-C18-C19
3	g	101	07D	O1D-CGD-O2D-CED
3	l	101	07D	O1D-CGD-O2D-CED
3	i	102	07D	C16-C17-C18-C20
3	b	101	07D	O1D-CGD-O2D-CED
3	f	101	07D	O1D-CGD-O2D-CED
3	i	101	07D	O1D-CGD-O2D-CED
3	d	101	07D	O1D-CGD-O2D-CED
3	j	101	07D	O1D-CGD-O2D-CED
3	n	101	07D	O1D-CGD-O2D-CED
3	o	101	07D	O1D-CGD-O2D-CED
3	a	101	07D	O1D-CGD-O2D-CED
3	d	102	07D	C2B-C3B-CAB-CBB
3	h	102	07D	C2B-C3B-CAB-CBB
3	j	102	07D	C2B-C3B-CAB-CBB
3	a	102	07D	C2B-C3B-CAB-CBB
3	b	102	07D	C2B-C3B-CAB-OB
3	m	102	07D	C2B-C3B-CAB-OB
3	C	101	07D	C16-C17-C18-C19
3	N	101	07D	C16-C17-C18-C19
3	c	101	07D	O1D-CGD-O2D-CED
3	G	101	07D	C11-C12-C13-C14
3	O	101	07D	C13-C15-C16-C17

Continued on next page...

Continued from previous page...

Mol	Chain	Res	Type	Atoms
3	c	101	07D	C3-C5-C6-C7
3	k	101	07D	C3-C5-C6-C7
3	J	101	07D	C2-C1-O2A-CGA
3	g	101	07D	C2-C1-O2A-CGA
3	l	101	07D	C2-C1-O2A-CGA
3	o	101	07D	C2-C1-O2A-CGA
3	b	101	07D	C2A-CAA-CBA-CGA
3	A	101	07D	C2A-CAA-CBA-CGA
3	e	101	07D	C2A-CAA-CBA-CGA
3	N	101	07D	C12-C13-C15-C16
3	f	101	07D	C11-C12-C13-C14
3	m	101	07D	C16-C17-C18-C20
3	k	101	07D	C11-C10-C8-C9
3	m	102	07D	C4-C3-C5-C6
3	M	101	07D	C3-C5-C6-C7
3	i	101	07D	CBA-CGA-O2A-C1
3	I	101	07D	C2-C1-O2A-CGA
3	o	102	07D	C16-C17-C18-C19
3	k	102	07D	C11-C10-C8-C7
3	m	102	07D	C2-C3-C5-C6
3	n	102	07D	C11-C10-C8-C7
3	C	101	07D	C2B-C3B-CAB-CBB
3	d	102	07D	C2B-C3B-CAB-OBB
3	h	102	07D	C2B-C3B-CAB-OBB
3	j	102	07D	C2B-C3B-CAB-OBB
3	o	102	07D	C2B-C3B-CAB-OBB
3	a	102	07D	C2B-C3B-CAB-OBB
3	b	102	07D	C16-C17-C18-C19
3	i	101	07D	O1A-CGA-O2A-C1
3	E	101	07D	C11-C10-C8-C9
3	h	102	07D	C2-C3-C5-C6
3	i	102	07D	C2-C3-C5-C6
3	l	102	07D	C11-C10-C8-C7
3	n	102	07D	C2-C3-C5-C6
3	f	102	07D	C16-C17-C18-C19
3	m	102	07D	C6-C7-C8-C9
3	g	102	07D	C13-C15-C16-C17
3	l	102	07D	C6-C7-C8-C10
3	J	101	07D	C14-C13-C15-C16
3	L	101	07D	C11-C10-C8-C9
3	h	102	07D	C4-C3-C5-C6
3	i	102	07D	C4-C3-C5-C6

Continued on next page...

Continued from previous page...

Mol	Chain	Res	Type	Atoms
3	n	102	07D	C4-C3-C5-C6
3	i	102	07D	C11-C10-C8-C7
3	e	101	07D	CBA-CGA-O2A-C1
3	h	102	07D	C5-C6-C7-C8
3	j	102	07D	C5-C6-C7-C8
3	m	102	07D	C3-C5-C6-C7
3	n	102	07D	C13-C15-C16-C17
3	B	101	07D	C16-C17-C18-C19
3	h	102	07D	C15-C16-C17-C18
3	o	102	07D	C5-C6-C7-C8
3	A	101	07D	C11-C10-C8-C9
3	j	101	07D	C6-C7-C8-C10
3	D	101	07D	C11-C10-C8-C9
3	l	102	07D	C4-C3-C5-C6
3	m	102	07D	C11-C10-C8-C9
3	h	102	07D	C12-C13-C15-C16
3	m	101	07D	C12-C13-C15-C16
3	e	101	07D	O1A-CGA-O2A-C1
3	g	101	07D	C3-C5-C6-C7
3	o	101	07D	C3-C5-C6-C7
3	F	101	07D	C2B-C3B-CAB-CBB
3	c	102	07D	C14-C13-C15-C16
3	d	102	07D	C14-C13-C15-C16
3	j	102	07D	C4-C3-C5-C6
3	o	102	07D	C4-C3-C5-C6
3	L	101	07D	C12-C13-C15-C16
3	h	101	07D	C11-C10-C8-C7
3	o	101	07D	C11-C10-C8-C7
3	K	101	07D	CBA-CGA-O2A-C1
3	f	102	07D	C14-C13-C15-C16
3	E	101	07D	C12-C13-C15-C16
3	j	102	07D	C2-C3-C5-C6
3	l	102	07D	C2-C3-C5-C6
3	o	102	07D	C2-C3-C5-C6
3	K	101	07D	C16-C17-C18-C20
3	n	101	07D	C2A-CAA-CBA-CGA
3	J	101	07D	C13-C15-C16-C17
3	f	102	07D	C3-C5-C6-C7
3	l	102	07D	C3-C5-C6-C7
3	a	101	07D	C3-C5-C6-C7
3	a	102	07D	C4-C3-C5-C6
3	c	101	07D	CBA-CGA-O2A-C1

Continued on next page...

Continued from previous page...

Mol	Chain	Res	Type	Atoms
3	M	101	07D	C11-C10-C8-C9
3	N	101	07D	C11-C10-C8-C9
3	j	102	07D	C11-C10-C8-C9
3	c	101	07D	O1A-CGA-O2A-C1
3	o	101	07D	C16-C17-C18-C19
3	B	101	07D	C4C-C3C-CAC-CBC
3	C	101	07D	C4C-C3C-CAC-CBC
3	D	101	07D	C4C-C3C-CAC-CBC
3	E	101	07D	C4C-C3C-CAC-CBC
3	I	101	07D	C4C-C3C-CAC-CBC
3	K	101	07D	C4C-C3C-CAC-CBC
3	O	101	07D	C4C-C3C-CAC-CBC
3	c	102	07D	C16-C17-C18-C19
3	A	101	07D	C14-C13-C15-C16
3	O	101	07D	C11-C10-C8-C9
3	g	102	07D	C14-C13-C15-C16
3	K	101	07D	O1A-CGA-O2A-C1
3	C	101	07D	C11-C10-C8-C9
3	G	101	07D	C11-C10-C8-C9
3	H	101	07D	C4-C3-C5-C6
3	O	101	07D	C12-C13-C15-C16
3	a	102	07D	C2-C3-C5-C6
3	N	101	07D	C2B-C3B-CAB-CBB
3	c	102	07D	C2B-C3B-CAB-CBB
3	C	101	07D	C2B-C3B-CAB-OB
3	F	101	07D	C2B-C3B-CAB-OB
3	C	101	07D	C3-C5-C6-C7
3	i	102	07D	C13-C15-C16-C17
3	a	101	07D	C13-C15-C16-C17
3	I	101	07D	C11-C10-C8-C9
3	b	102	07D	C14-C13-C15-C16
3	F	101	07D	C11-C10-C8-C9
3	G	101	07D	C14-C13-C15-C16
3	f	102	07D	C4-C3-C5-C6
3	h	102	07D	C13-C15-C16-C17
3	c	102	07D	C4-C3-C5-C6
3	n	101	07D	C11-C10-C8-C9
3	h	101	07D	CBD-CGD-O2D-CED
3	h	101	07D	CHA-CBD-CGD-O1D
3	h	101	07D	CHA-CBD-CGD-O2D
3	C	101	07D	C2A-CAA-CBA-CGA
3	J	101	07D	C2A-CAA-CBA-CGA

Continued on next page...

Continued from previous page...

Mol	Chain	Res	Type	Atoms
3	M	101	07D	C2A-CAA-CBA-CGA
3	g	102	07D	C4-C3-C5-C6
3	i	101	07D	C11-C10-C8-C9
3	H	101	07D	C2-C3-C5-C6
3	a	102	07D	C5-C6-C7-C8
3	A	101	07D	C3-C5-C6-C7
3	g	102	07D	C3-C5-C6-C7
3	d	101	07D	C14-C13-C15-C16
3	e	102	07D	C14-C13-C15-C16
3	m	101	07D	C11-C10-C8-C9
3	D	101	07D	C10-C11-C12-C13
3	a	101	07D	C10-C11-C12-C13
3	h	101	07D	C2-C1-O2A-CGA
3	b	102	07D	C4-C3-C5-C6
3	O	101	07D	C3-C5-C6-C7
3	c	101	07D	C13-C15-C16-C17
3	O	101	07D	C2A-CAA-CBA-CGA
3	b	101	07D	C14-C13-C15-C16
3	J	101	07D	C11-C10-C8-C9
3	K	101	07D	C11-C10-C8-C9
3	d	102	07D	C4-C3-C5-C6
3	e	102	07D	C4-C3-C5-C6
3	h	101	07D	O1D-CGD-O2D-CED
3	f	101	07D	C1A-C2A-CAA-CBA
3	k	102	07D	CBA-CGA-O2A-C1
3	K	101	07D	C4-C3-C5-C6
3	b	102	07D	C2-C3-C5-C6
3	B	101	07D	C12-C13-C15-C16
3	e	102	07D	C2-C3-C5-C6
3	g	102	07D	C2-C3-C5-C6
3	e	102	07D	C3-C5-C6-C7
3	d	102	07D	C2-C3-C5-C6
3	a	101	07D	C12-C13-C15-C16
3	o	102	07D	C2-C1-O2A-CGA
3	F	101	07D	C14-C13-C15-C16
3	c	102	07D	C11-C10-C8-C9
3	H	101	07D	C12-C13-C15-C16
3	c	102	07D	C2-C3-C5-C6
3	f	102	07D	C2-C3-C5-C6
3	g	101	07D	C13-C15-C16-C17
3	B	101	07D	C2A-CAA-CBA-CGA
3	N	101	07D	C2B-C3B-CAB-OB

Continued on next page...

Continued from previous page...

Mol	Chain	Res	Type	Atoms
3	b	101	07D	C11-C10-C8-C9
3	K	101	07D	C2-C3-C5-C6
3	K	101	07D	C12-C13-C15-C16
3	k	102	07D	O1A-CGA-O2A-C1
3	e	102	07D	C11-C10-C8-C9
3	b	102	07D	C3-C5-C6-C7
3	c	102	07D	C3-C5-C6-C7
3	k	101	07D	C13-C15-C16-C17
3	b	102	07D	C11-C10-C8-C9
3	B	101	07D	C4-C3-C5-C6
3	D	101	07D	C12-C13-C15-C16
3	g	101	07D	C11-C10-C8-C7
3	C	101	07D	C14-C13-C15-C16
3	M	101	07D	C14-C13-C15-C16
3	d	102	07D	C11-C10-C8-C9
3	f	102	07D	C11-C10-C8-C9
3	g	102	07D	C11-C10-C8-C9
3	B	101	07D	C11-C10-C8-C7
3	D	101	07D	C3-C5-C6-C7
3	K	101	07D	C3-C5-C6-C7
3	g	101	07D	C8-C10-C11-C12
3	f	101	07D	C11-C10-C8-C9
3	i	101	07D	C14-C13-C15-C16
3	j	101	07D	C11-C10-C8-C9
3	l	101	07D	C14-C13-C15-C16
3	b	102	07D	CHA-CBD-CGD-O2D
3	F	101	07D	CHA-CBD-CGD-O2D
3	G	101	07D	CHA-CBD-CGD-O2D
3	K	101	07D	CHA-CBD-CGD-O2D
3	c	102	07D	CHA-CBD-CGD-O1D
3	c	102	07D	CHA-CBD-CGD-O2D
3	d	102	07D	CHA-CBD-CGD-O1D
3	d	102	07D	CHA-CBD-CGD-O2D
3	e	102	07D	CHA-CBD-CGD-O1D
3	e	102	07D	CHA-CBD-CGD-O2D
3	g	101	07D	CHA-CBD-CGD-O1D
3	g	102	07D	CHA-CBD-CGD-O1D
3	g	102	07D	CHA-CBD-CGD-O2D
3	h	102	07D	CHA-CBD-CGD-O1D
3	h	102	07D	CHA-CBD-CGD-O2D
3	i	102	07D	CHA-CBD-CGD-O1D
3	i	102	07D	CHA-CBD-CGD-O2D

Continued on next page...

Continued from previous page...

Mol	Chain	Res	Type	Atoms
3	j	102	07D	CHA-CBD-CGD-O1D
3	j	102	07D	CHA-CBD-CGD-O2D
3	k	102	07D	CHA-CBD-CGD-O2D
3	l	102	07D	CHA-CBD-CGD-O1D
3	l	102	07D	CHA-CBD-CGD-O2D
3	m	102	07D	CHA-CBD-CGD-O2D
3	n	102	07D	CHA-CBD-CGD-O1D
3	n	102	07D	CHA-CBD-CGD-O2D
3	o	101	07D	CHA-CBD-CGD-O1D
3	o	101	07D	CHA-CBD-CGD-O2D
3	o	102	07D	CHA-CBD-CGD-O1D
3	o	102	07D	CHA-CBD-CGD-O2D
3	a	102	07D	CHA-CBD-CGD-O1D
3	a	102	07D	CHA-CBD-CGD-O2D
3	l	101	07D	C2B-C3B-CAB-CBB
3	k	101	07D	CAA-CBA-CGA-O2A
3	h	101	07D	C12-C13-C15-C16
3	c	102	07D	C2B-C3B-CAB-OBB
3	h	102	07D	C2-C1-O2A-CGA
3	m	102	07D	C2-C1-O2A-CGA
3	E	101	07D	C2A-CAA-CBA-CGA
3	k	101	07D	C2A-CAA-CBA-CGA
3	b	101	07D	C13-C15-C16-C17
3	f	101	07D	C13-C15-C16-C17
3	e	101	07D	CAA-CBA-CGA-O2A
3	k	101	07D	C2-C1-O2A-CGA
3	k	102	07D	C2-C1-O2A-CGA
3	N	101	07D	C3-C5-C6-C7
3	d	102	07D	C3-C5-C6-C7
3	l	101	07D	C13-C15-C16-C17
3	K	101	07D	CAA-CBA-CGA-O2A
3	i	102	07D	C2B-C3B-CAB-OBB
3	l	101	07D	C2B-C3B-CAB-OBB
3	n	102	07D	C2B-C3B-CAB-OBB
3	I	101	07D	CAA-CBA-CGA-O2A
3	h	101	07D	CAA-CBA-CGA-O2A
3	G	101	07D	C8-C10-C11-C12
3	f	101	07D	C11-C12-C13-C15
3	J	101	07D	CAA-CBA-CGA-O2A
3	g	101	07D	CAA-CBA-CGA-O2A
3	i	101	07D	CAA-CBA-CGA-O2A
3	j	102	07D	C2-C1-O2A-CGA

Continued on next page...

Continued from previous page...

Mol	Chain	Res	Type	Atoms
3	l	101	07D	C5-C6-C7-C8
3	o	101	07D	C8-C10-C11-C12
3	B	101	07D	C2-C3-C5-C6
3	o	101	07D	CAA-CBA-CGA-O2A
3	e	102	07D	C10-C11-C12-C13
3	f	101	07D	C4-C3-C5-C6
3	K	101	07D	CAA-CBA-CGA-O1A
3	J	101	07D	CAA-CBA-CGA-O1A
3	e	101	07D	CAA-CBA-CGA-O1A
3	i	101	07D	CAA-CBA-CGA-O1A
3	d	101	07D	C3-C5-C6-C7
3	J	101	07D	C2B-C3B-CAB-CBB
3	L	101	07D	C2B-C3B-CAB-CBB
3	O	101	07D	C2B-C3B-CAB-CBB
3	i	102	07D	C2B-C3B-CAB-CBB
3	k	101	07D	C2B-C3B-CAB-CBB
3	n	102	07D	C2B-C3B-CAB-CBB
3	b	102	07D	CAD-CBD-CGD-O2D
3	J	101	07D	C2B-C3B-CAB-OB
3	L	101	07D	C2B-C3B-CAB-OB
3	O	101	07D	C2B-C3B-CAB-OB
3	I	101	07D	CAA-CBA-CGA-O1A
3	h	101	07D	CAA-CBA-CGA-O1A
3	a	102	07D	C2-C1-O2A-CGA
3	c	101	07D	C5-C6-C7-C8
3	A	101	07D	CAA-CBA-CGA-O2A
3	c	101	07D	CAA-CBA-CGA-O2A
3	l	101	07D	CAA-CBA-CGA-O2A
3	L	101	07D	CAA-CBA-CGA-O2A
3	k	102	07D	CAA-CBA-CGA-O2A

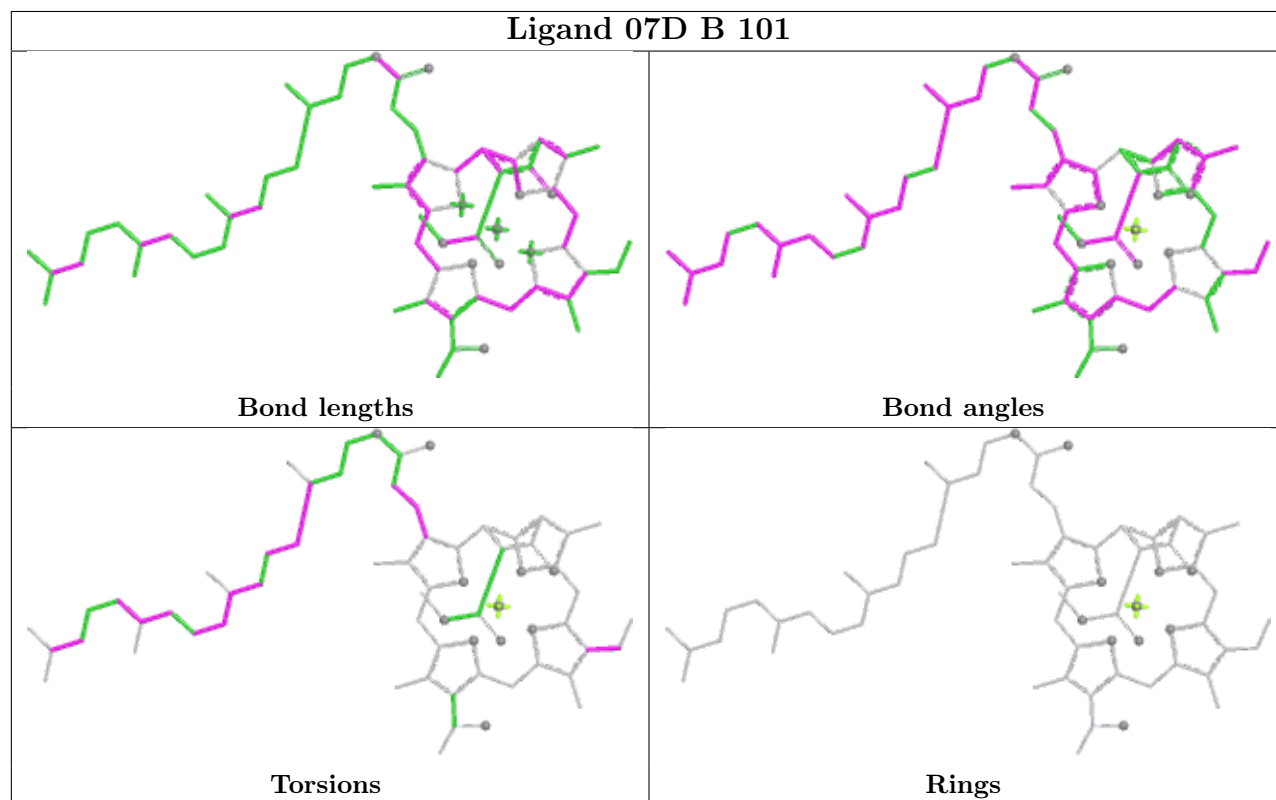
There are no ring outliers.

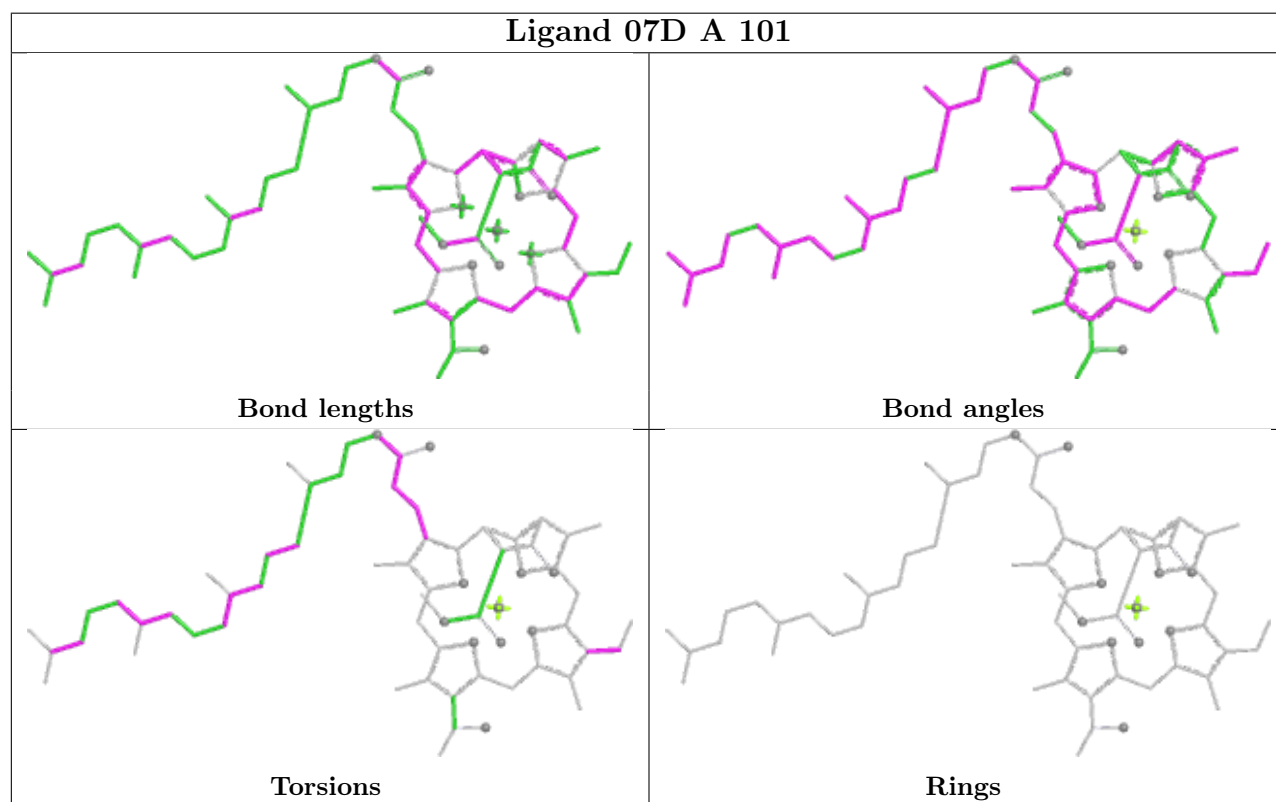
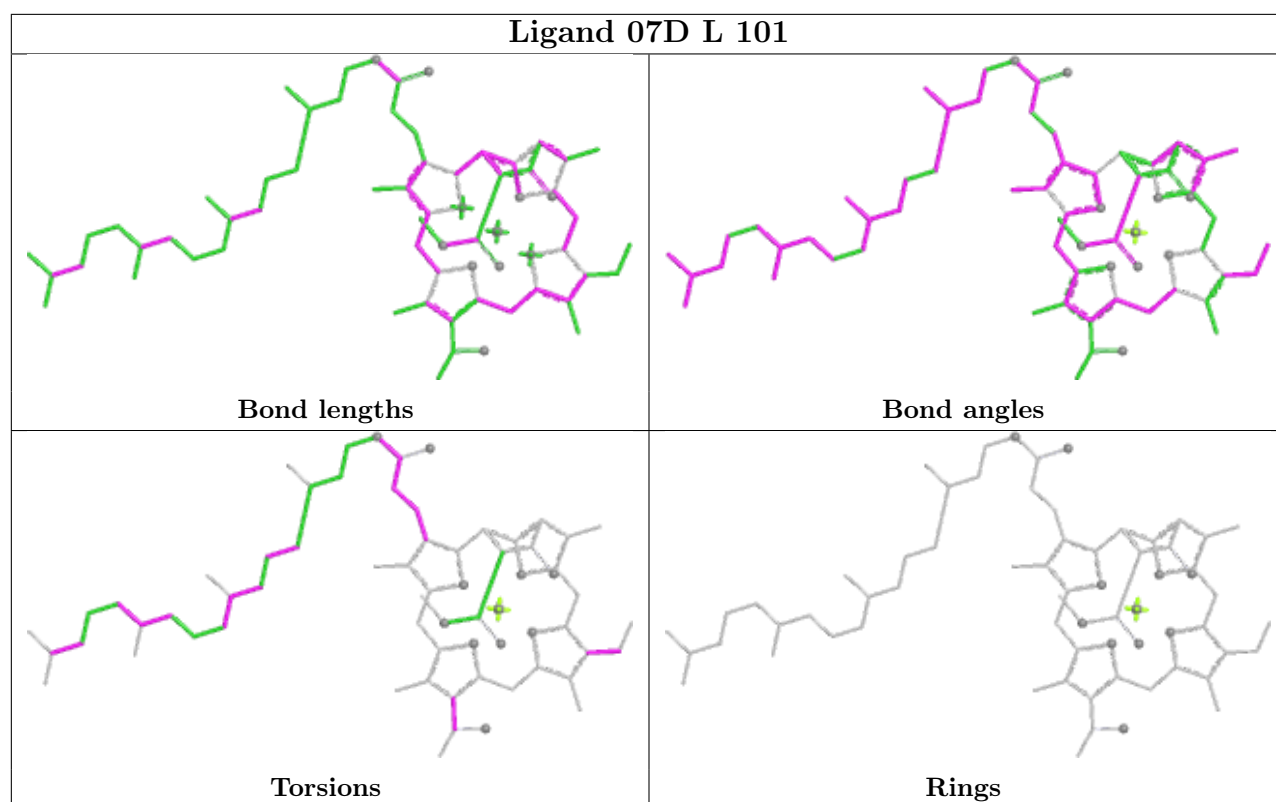
1 monomer is involved in 1 short contact:

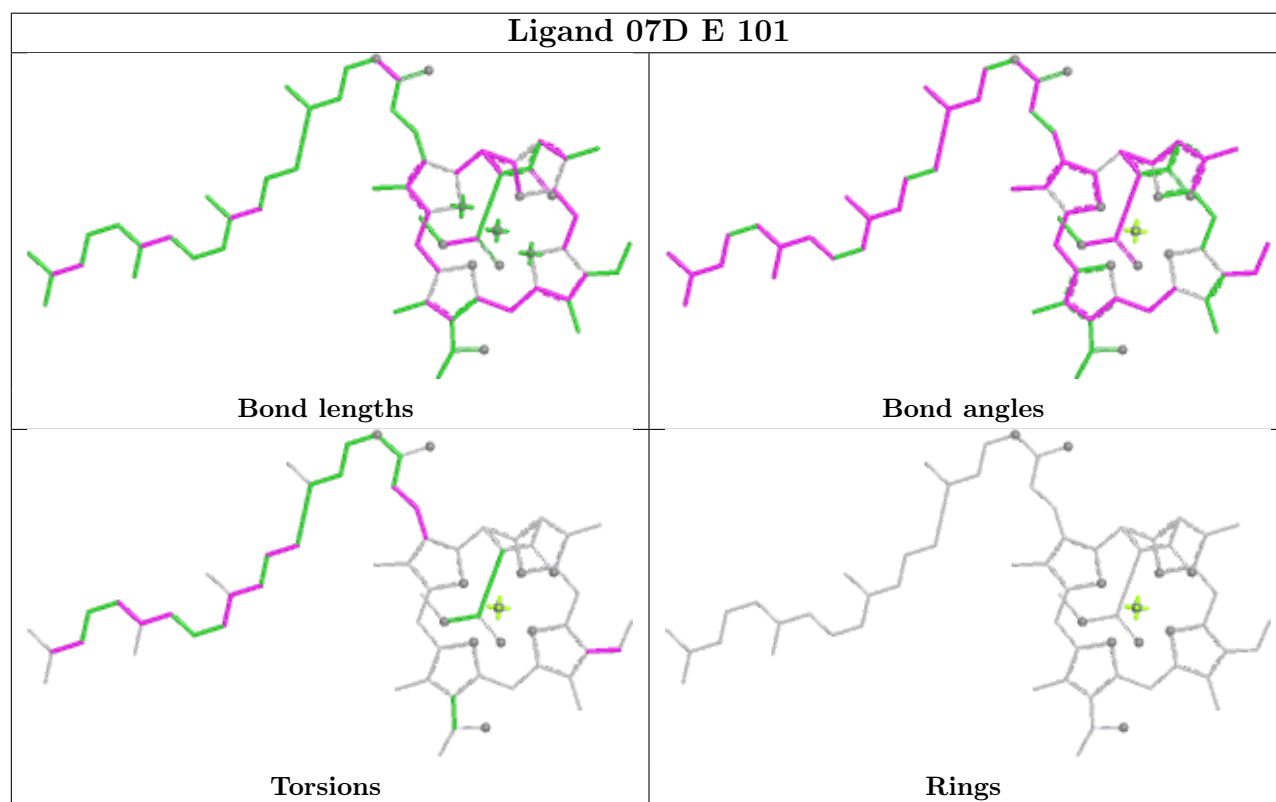
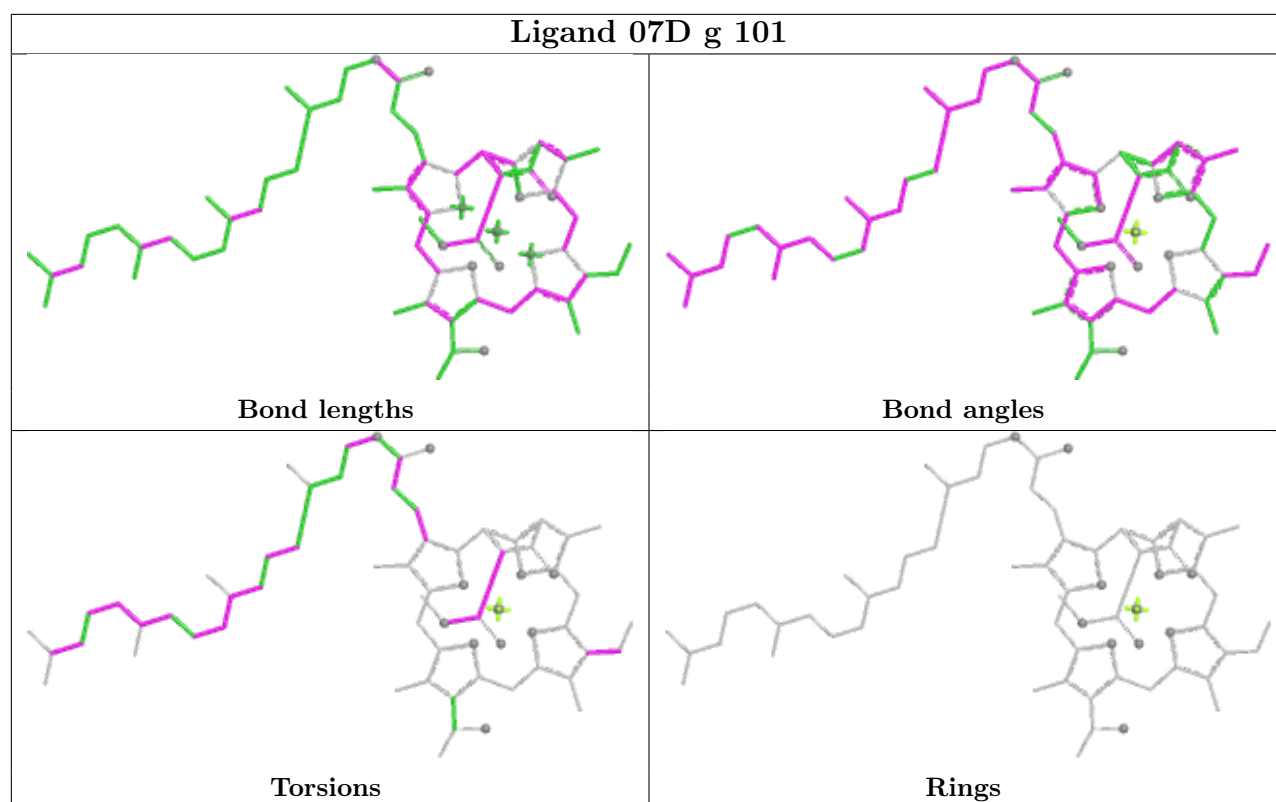
Mol	Chain	Res	Type	Clashes	Symm-Clashes
3	m	101	07D	1	0

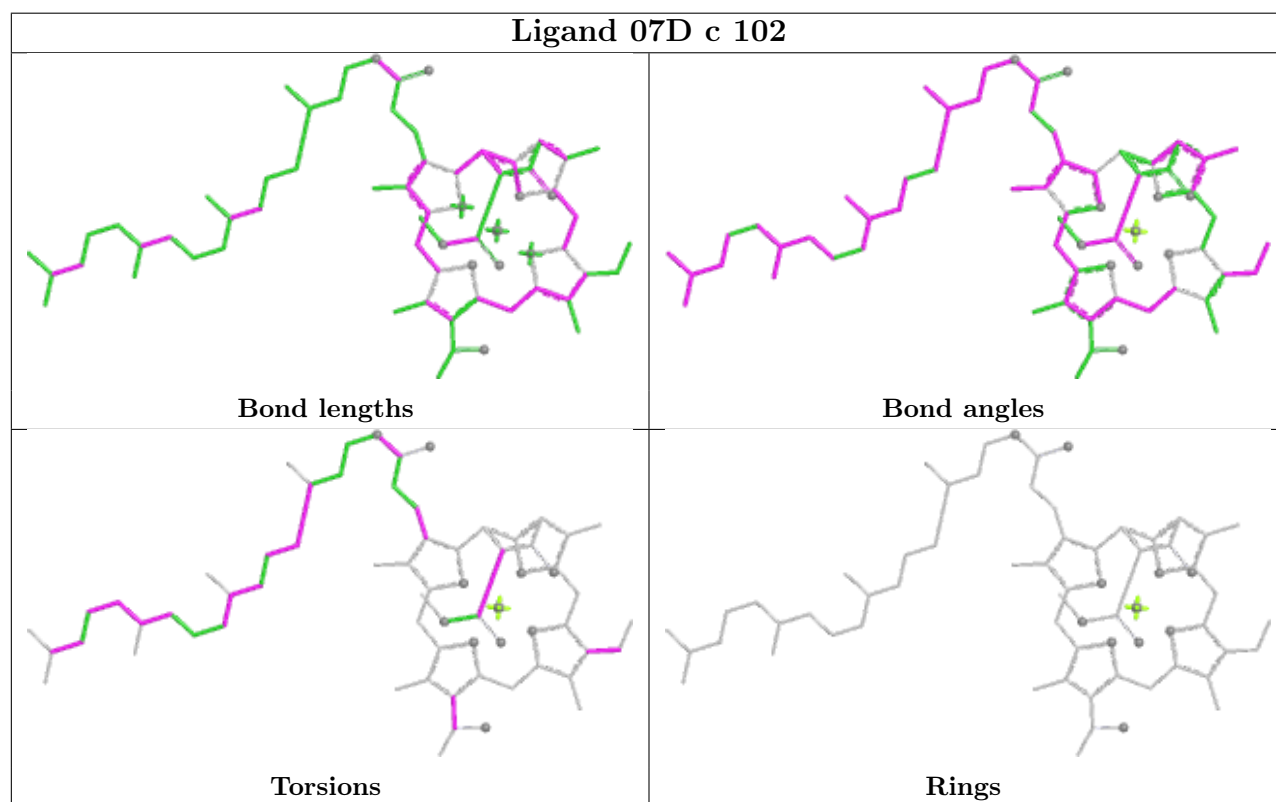
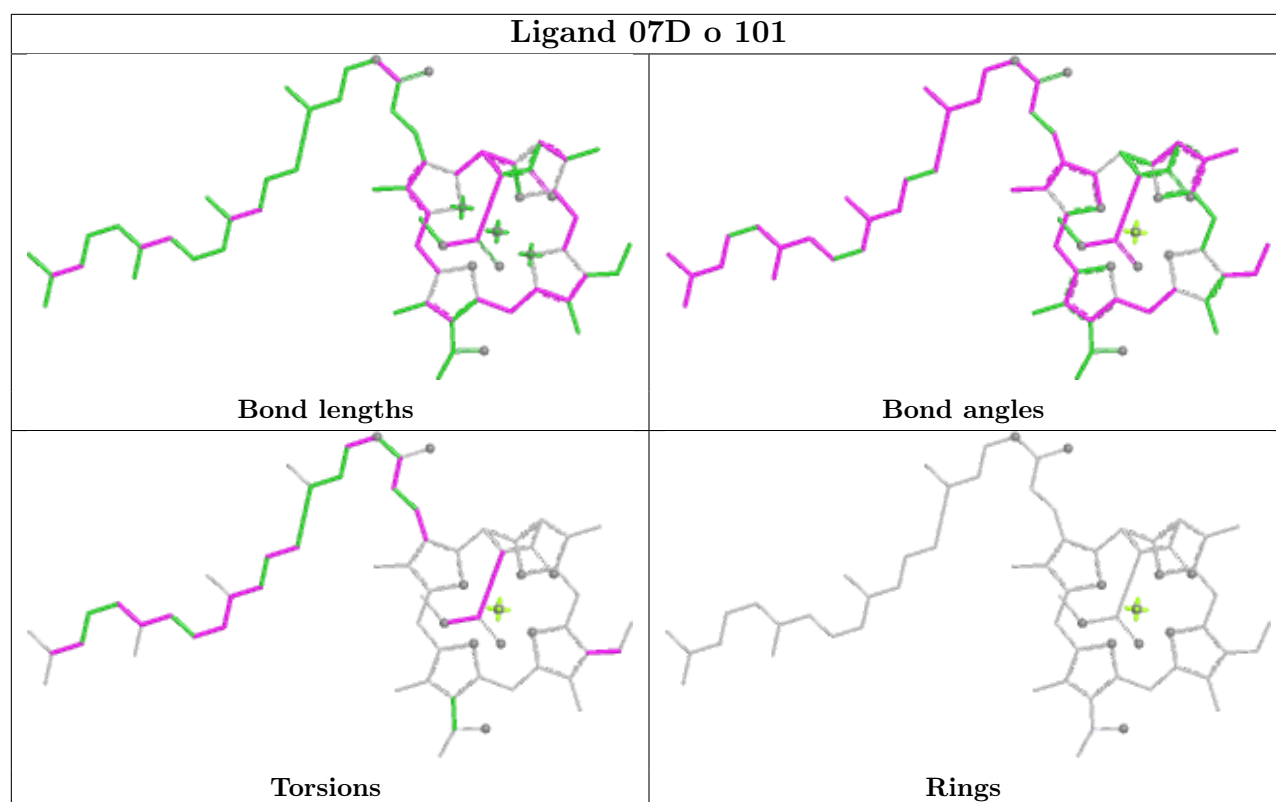
The following is a two-dimensional graphical depiction of Mogul quality analysis of bond lengths, bond angles, torsion angles, and ring geometry for all instances of the Ligand of Interest. In addition, ligands with molecular weight > 250 and outliers as shown on the validation Tables will also be included. For torsion angles, if less than 5% of the Mogul distribution of torsion angles is within 10 degrees of the torsion angle in question, then that torsion angle is considered an outlier.

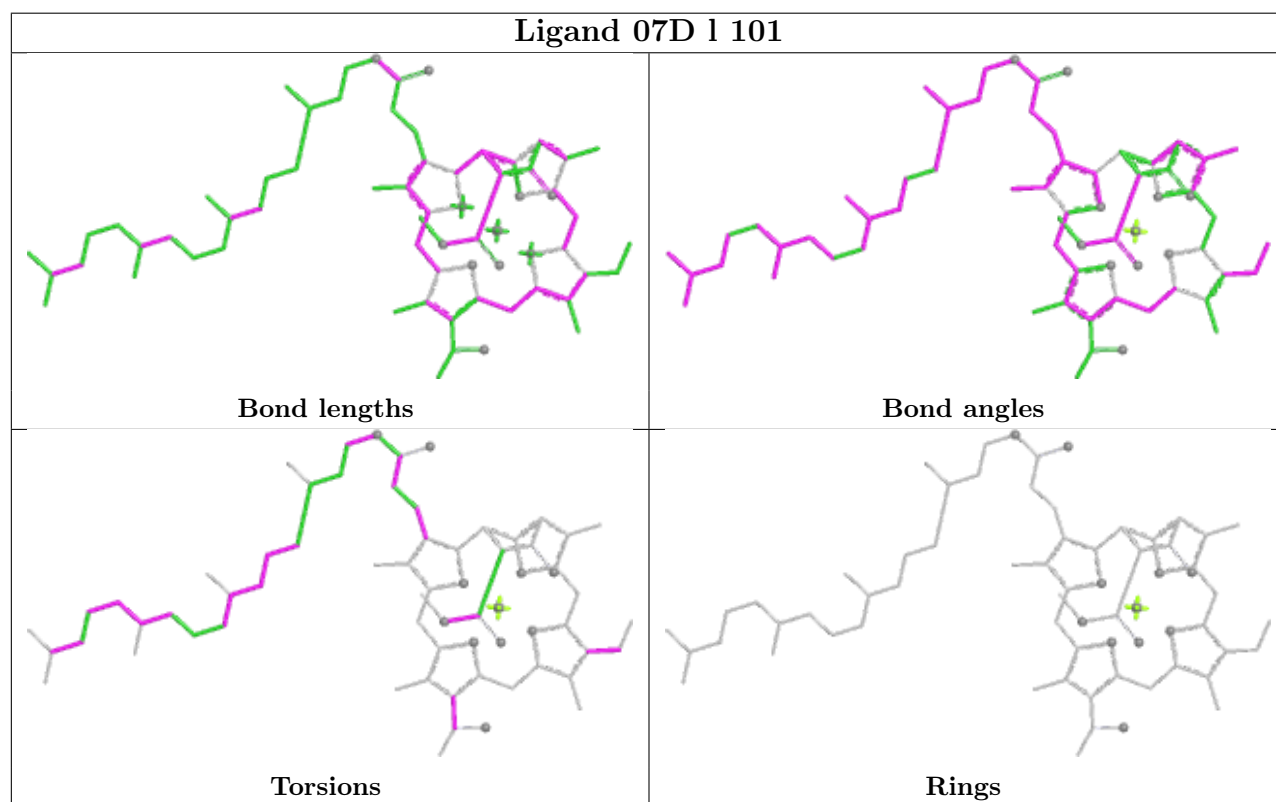
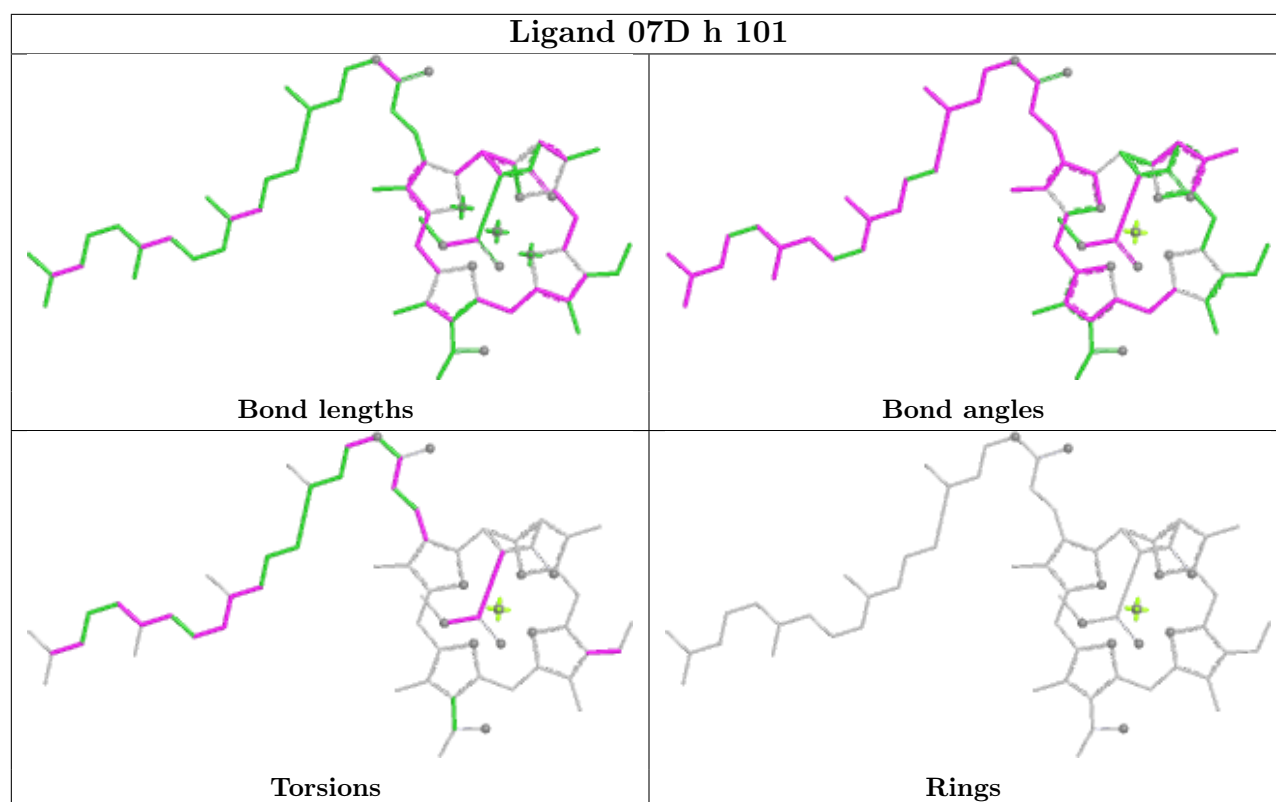
Any bond that is central to one or more torsion angles identified as an outlier by Mogul will be highlighted in the graph. For rings, the root-mean-square deviation (RMSD) between the ring in question and similar rings identified by Mogul is calculated over all ring torsion angles. If the average RMSD is greater than 60 degrees and the minimal RMSD between the ring in question and any Mogul-identified rings is also greater than 60 degrees, then that ring is considered an outlier. The outliers are highlighted in purple. The color gray indicates Mogul did not find sufficient equivalents in the CSD to analyse the geometry.

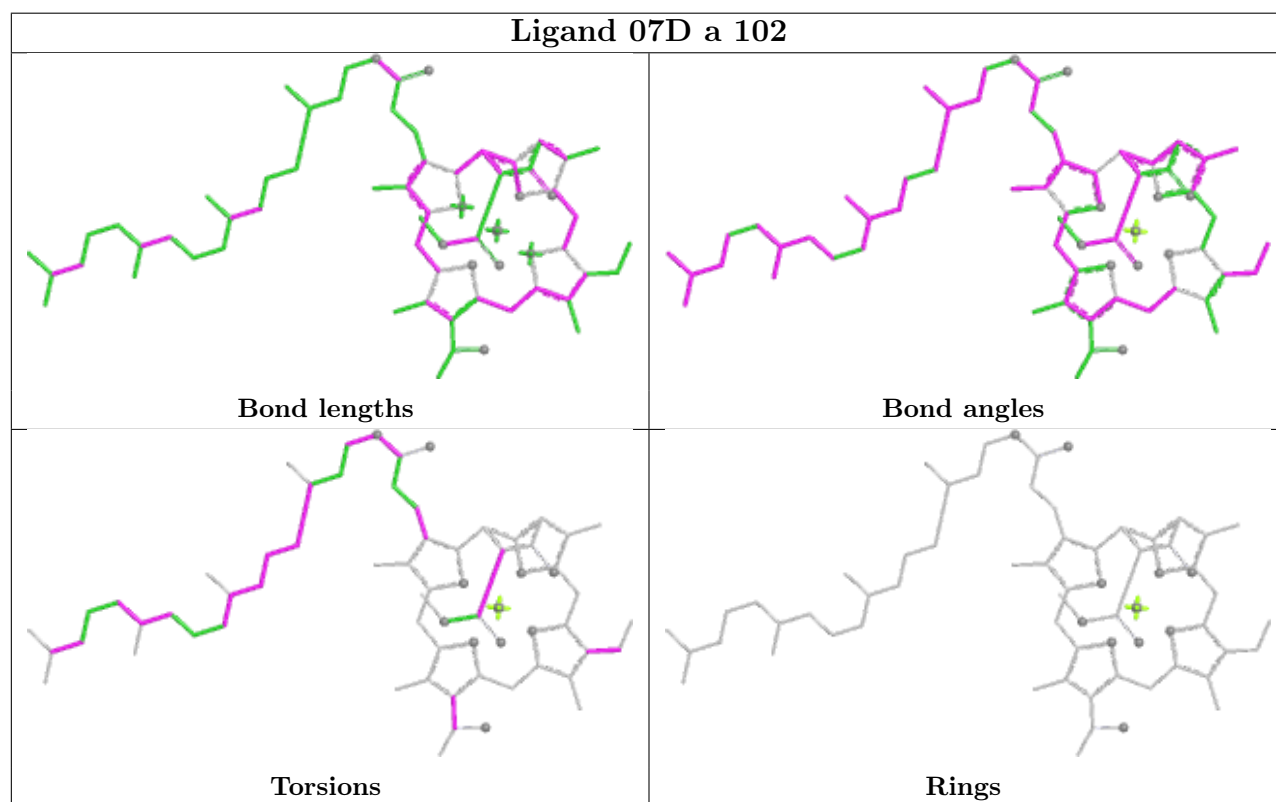
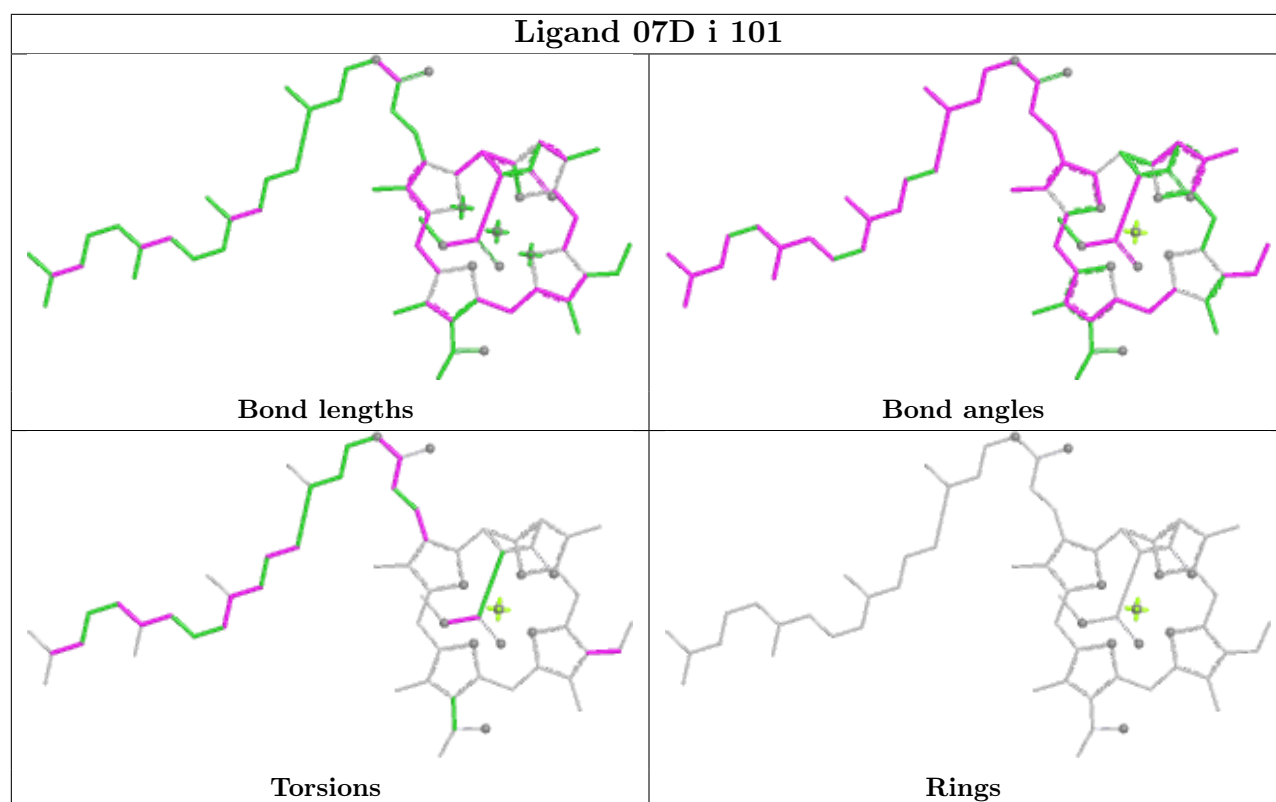


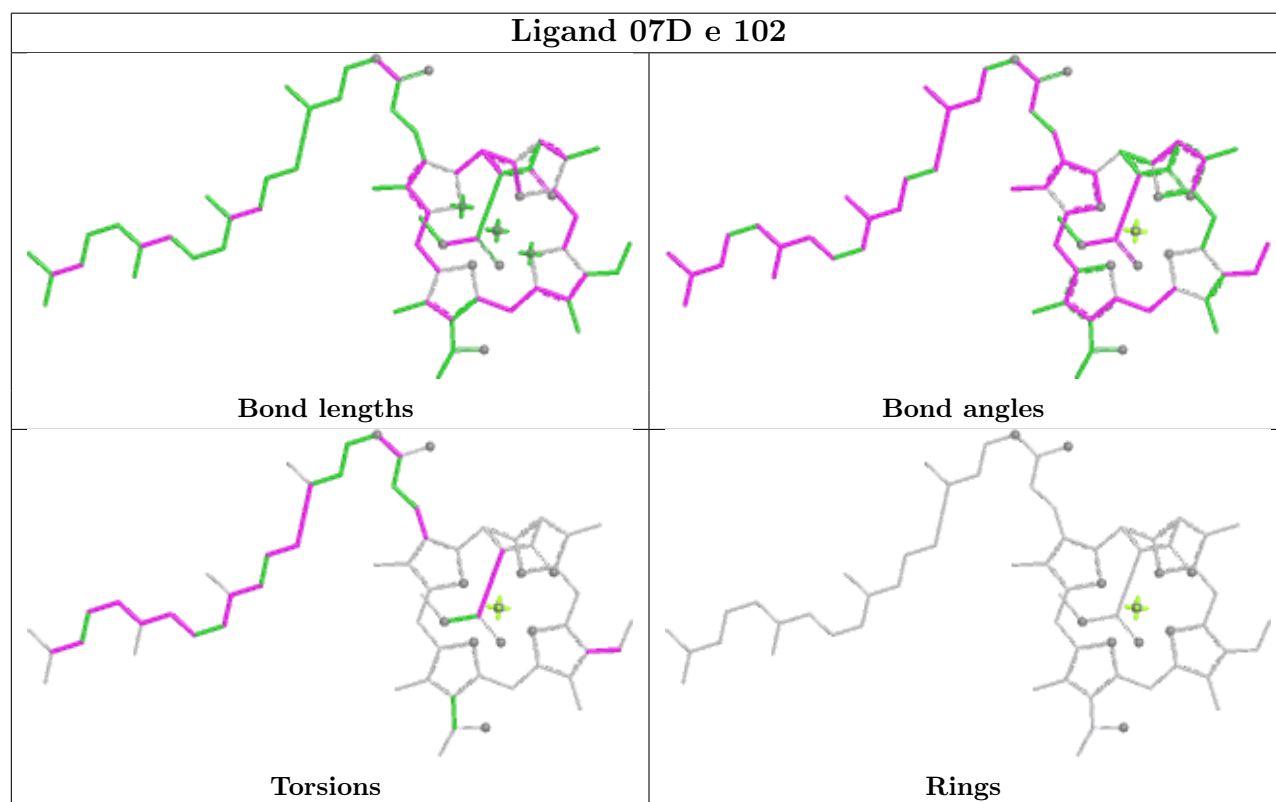
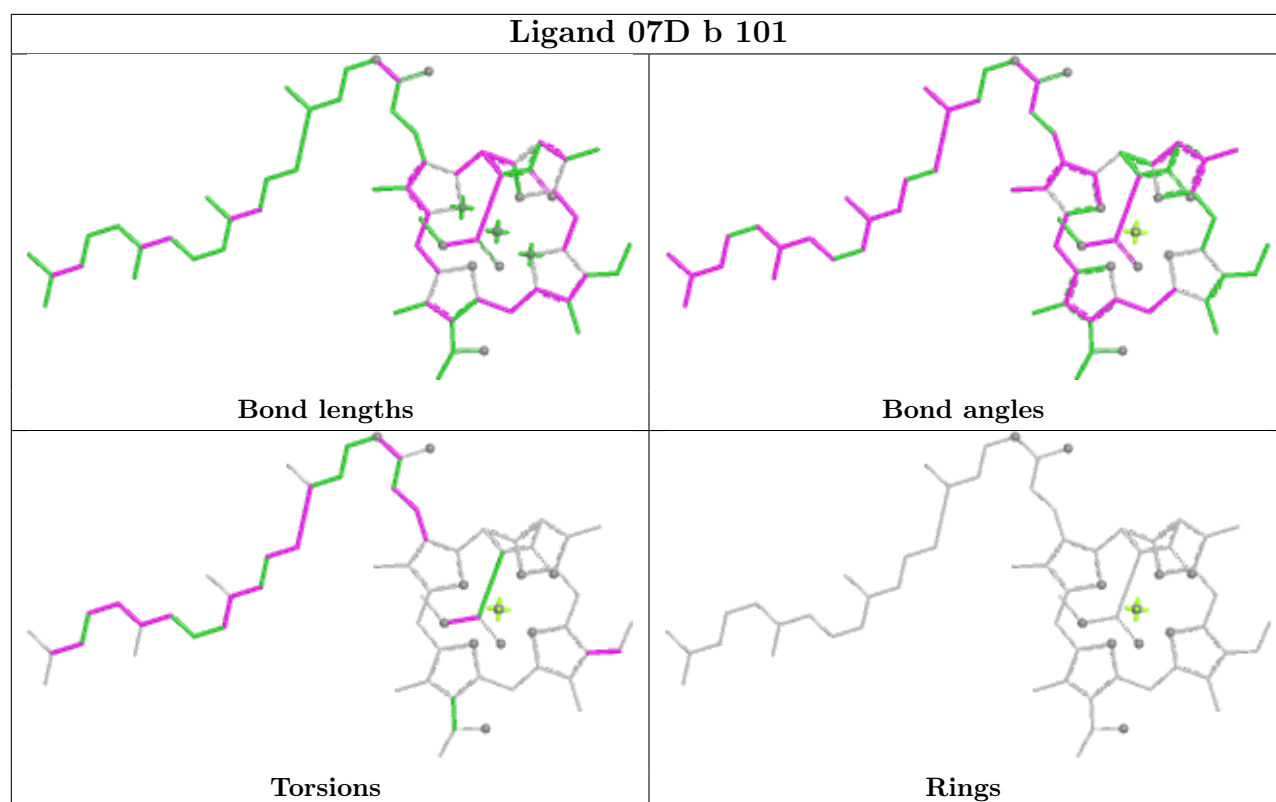


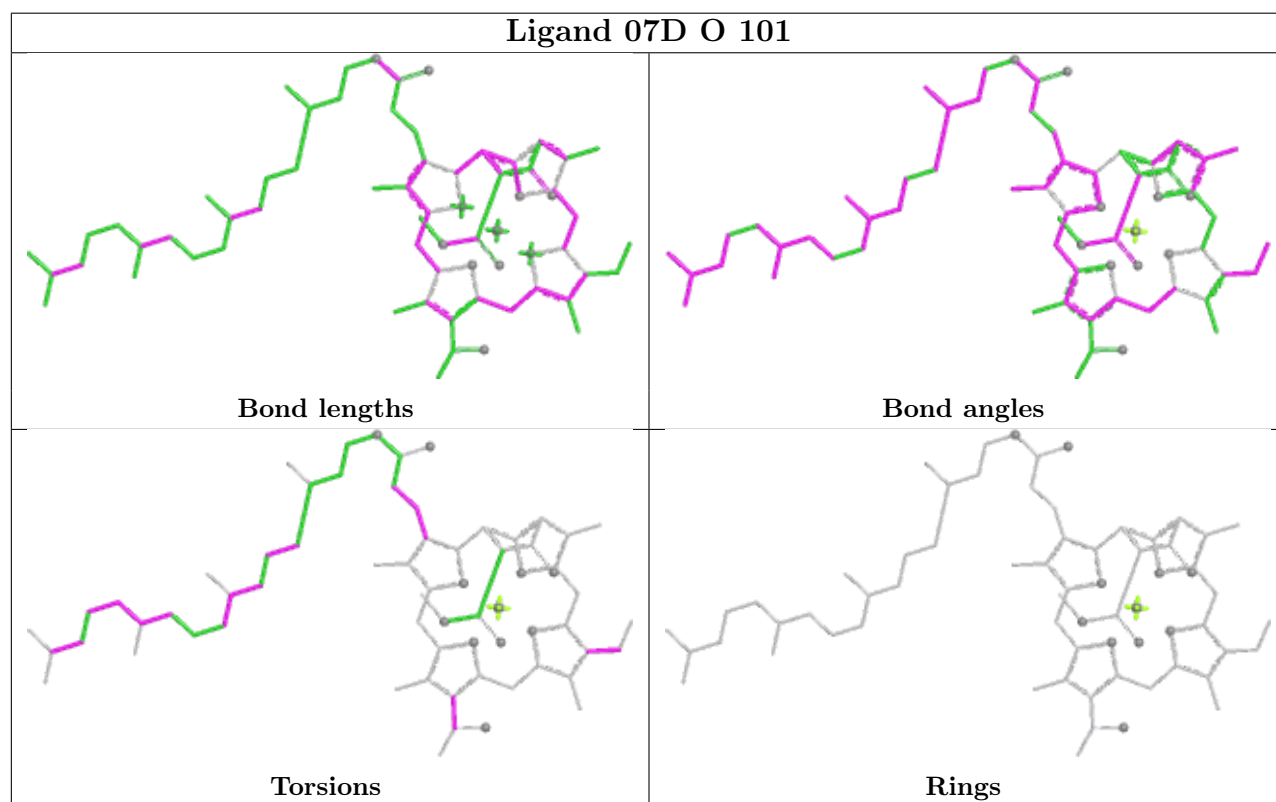
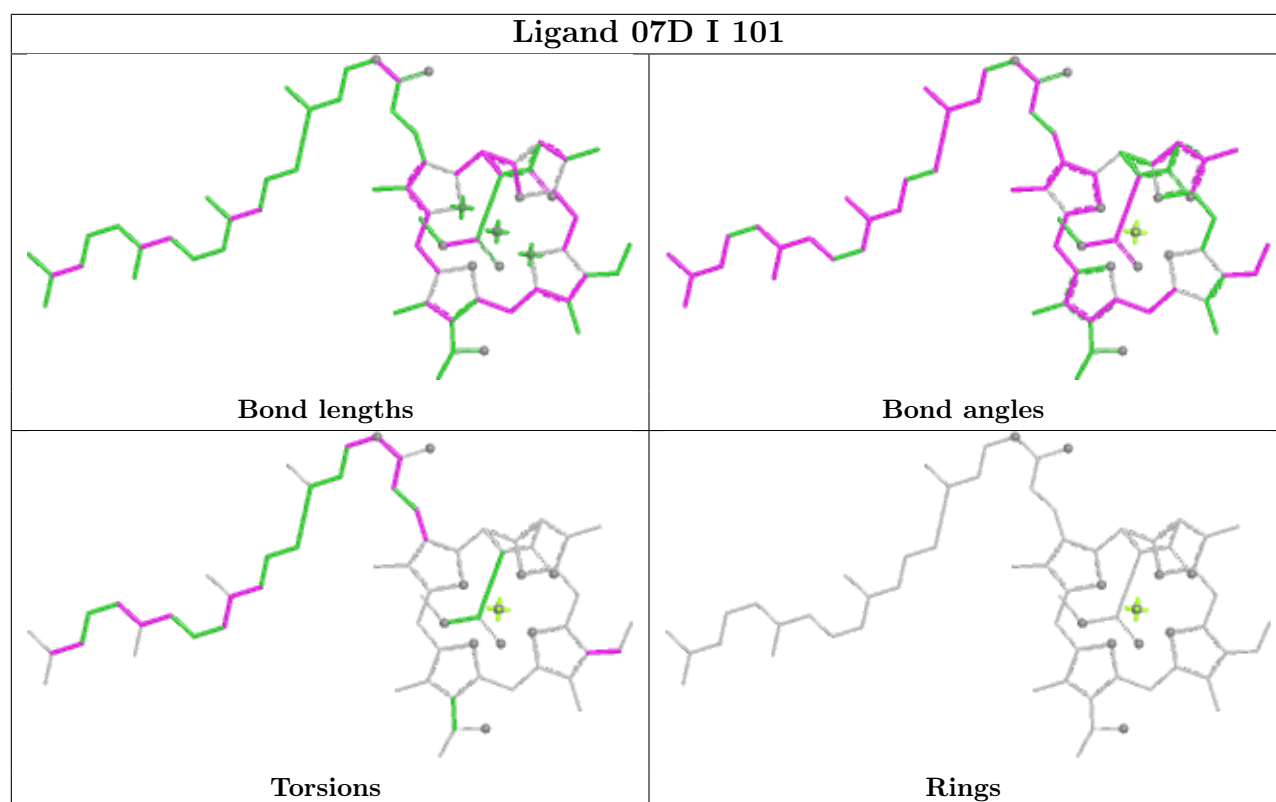


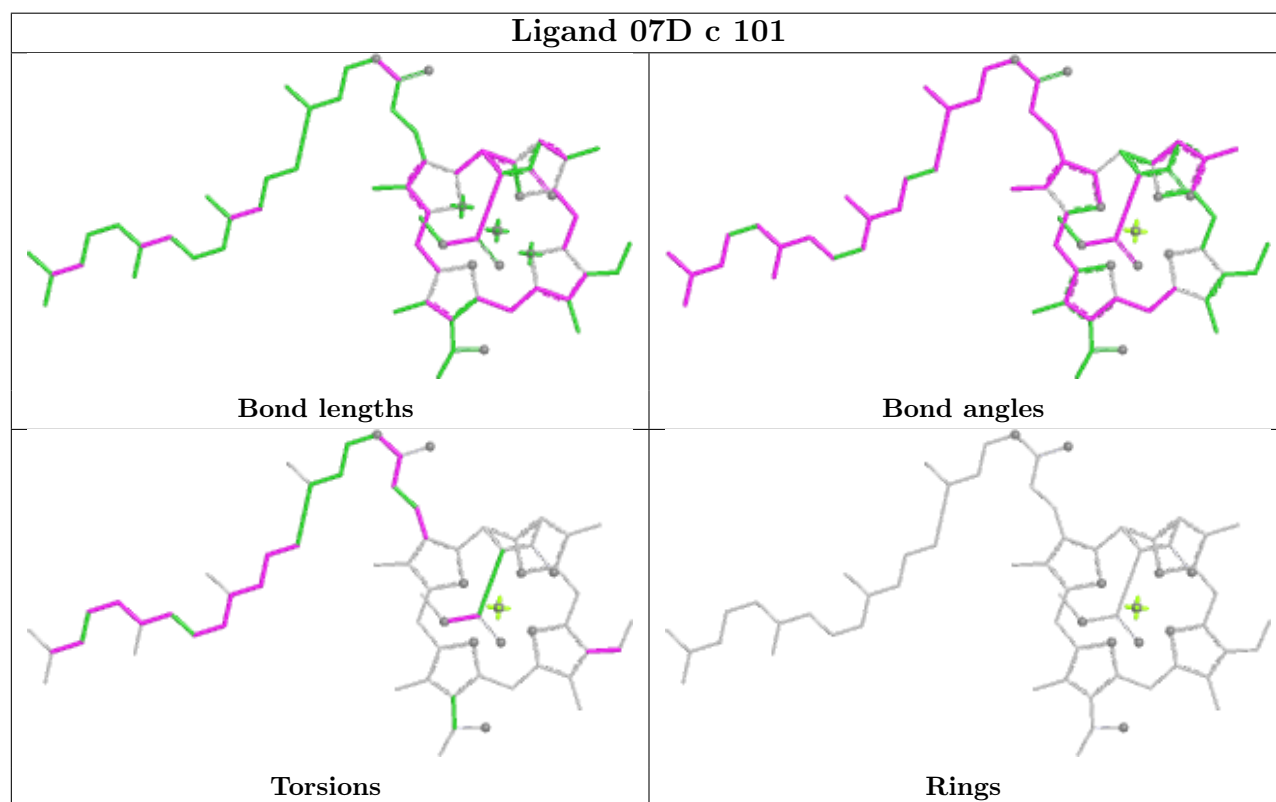
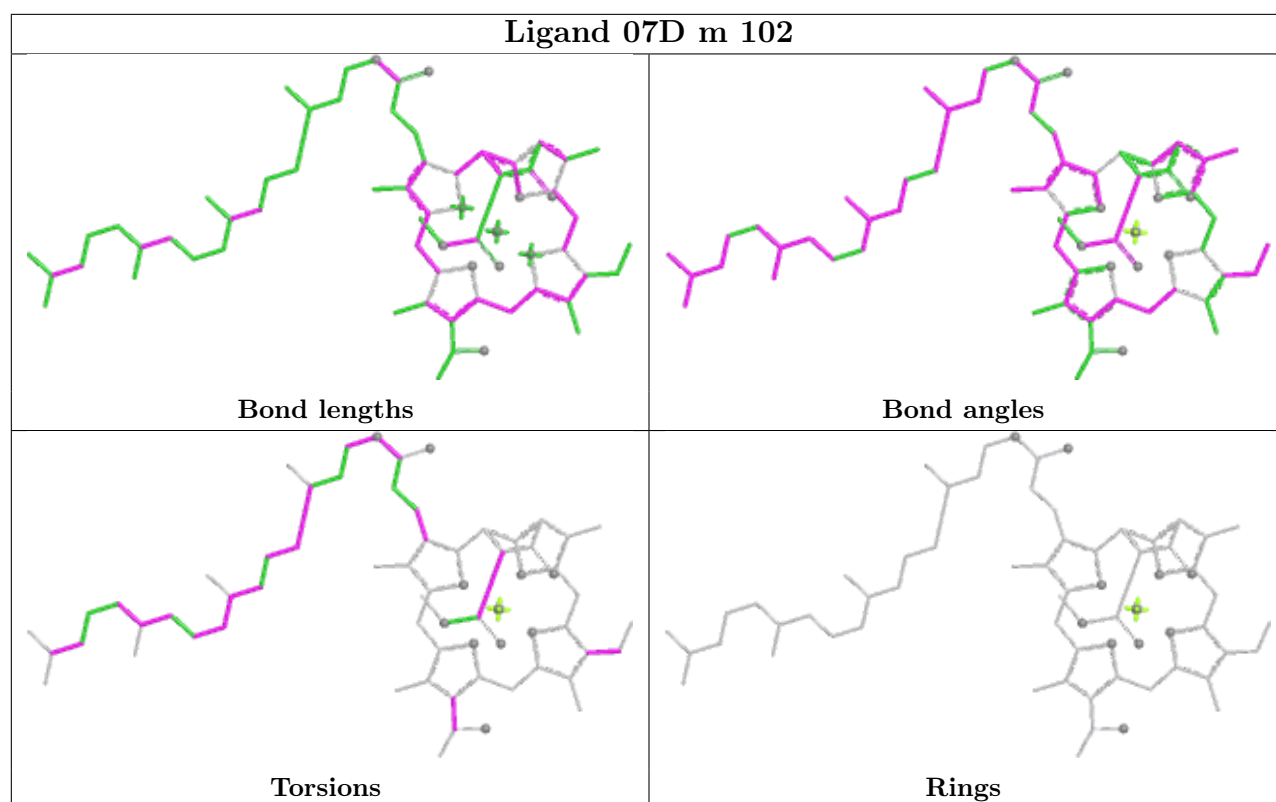


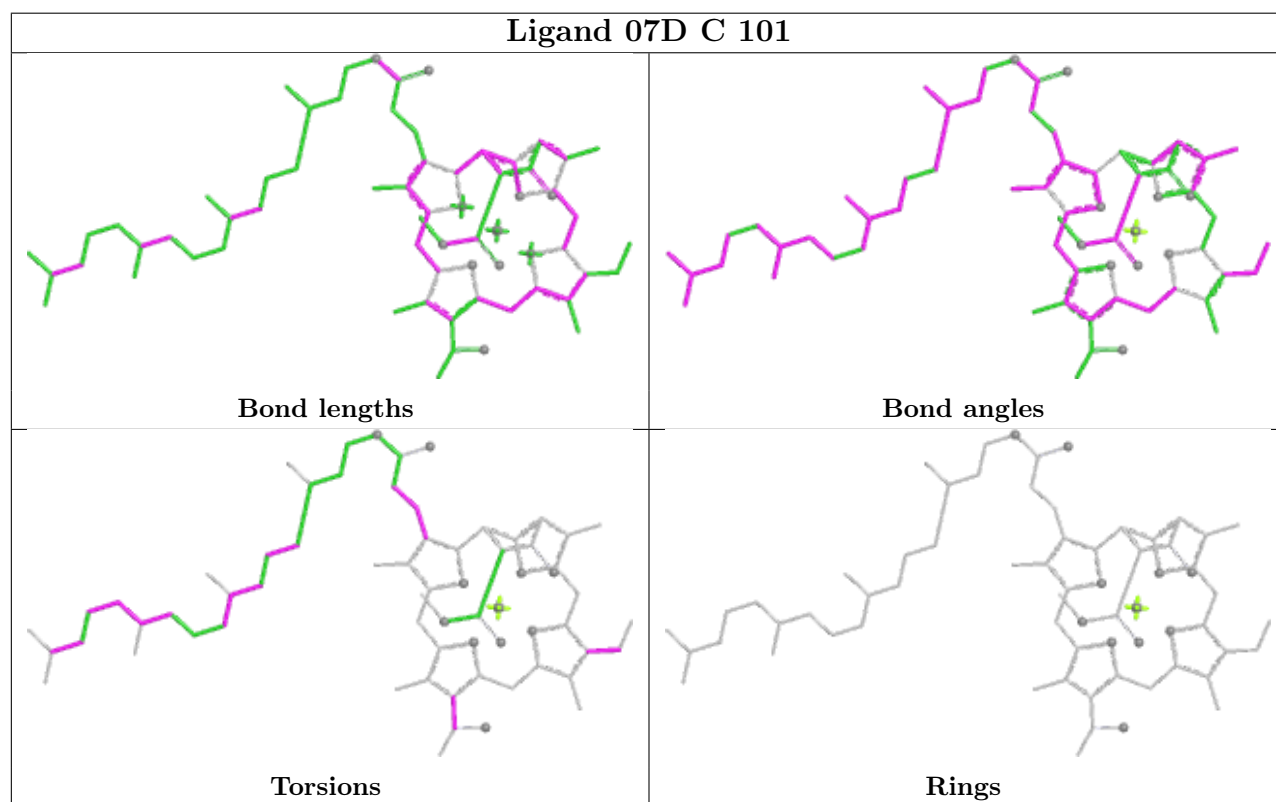
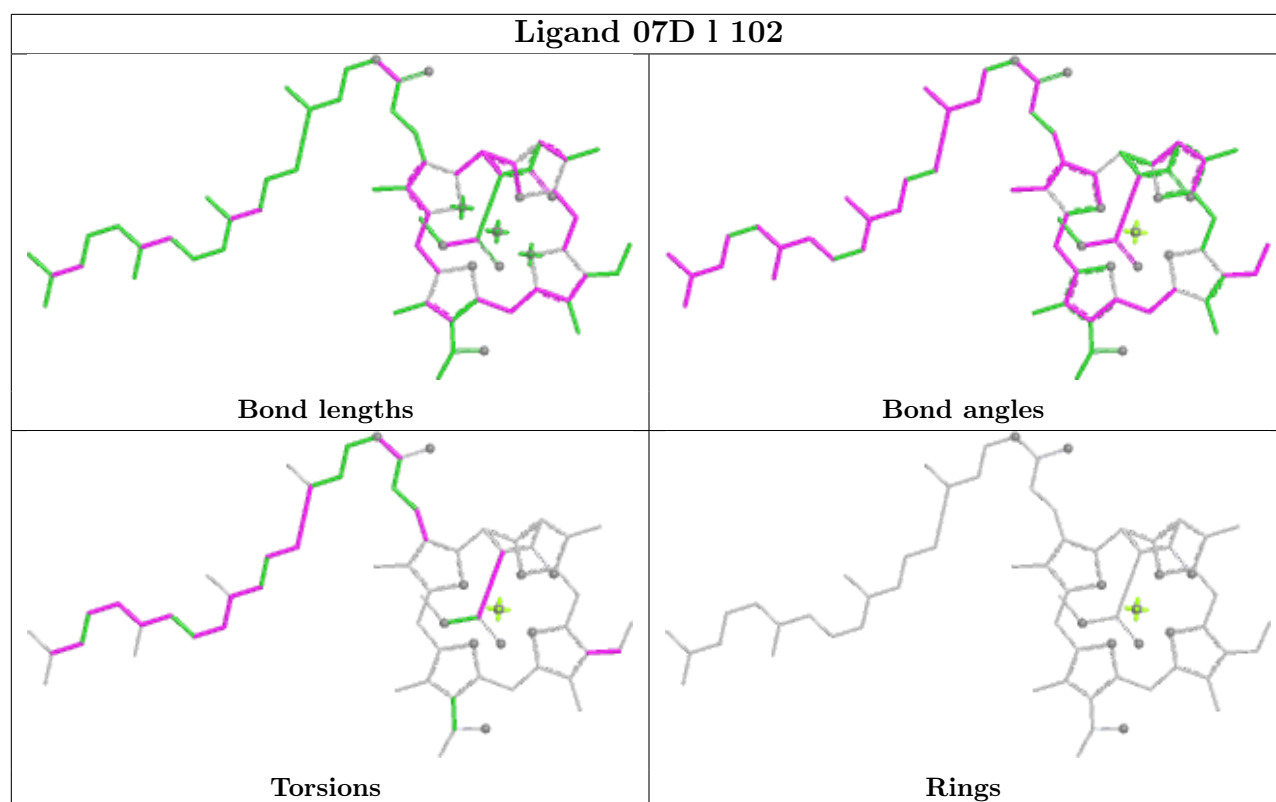


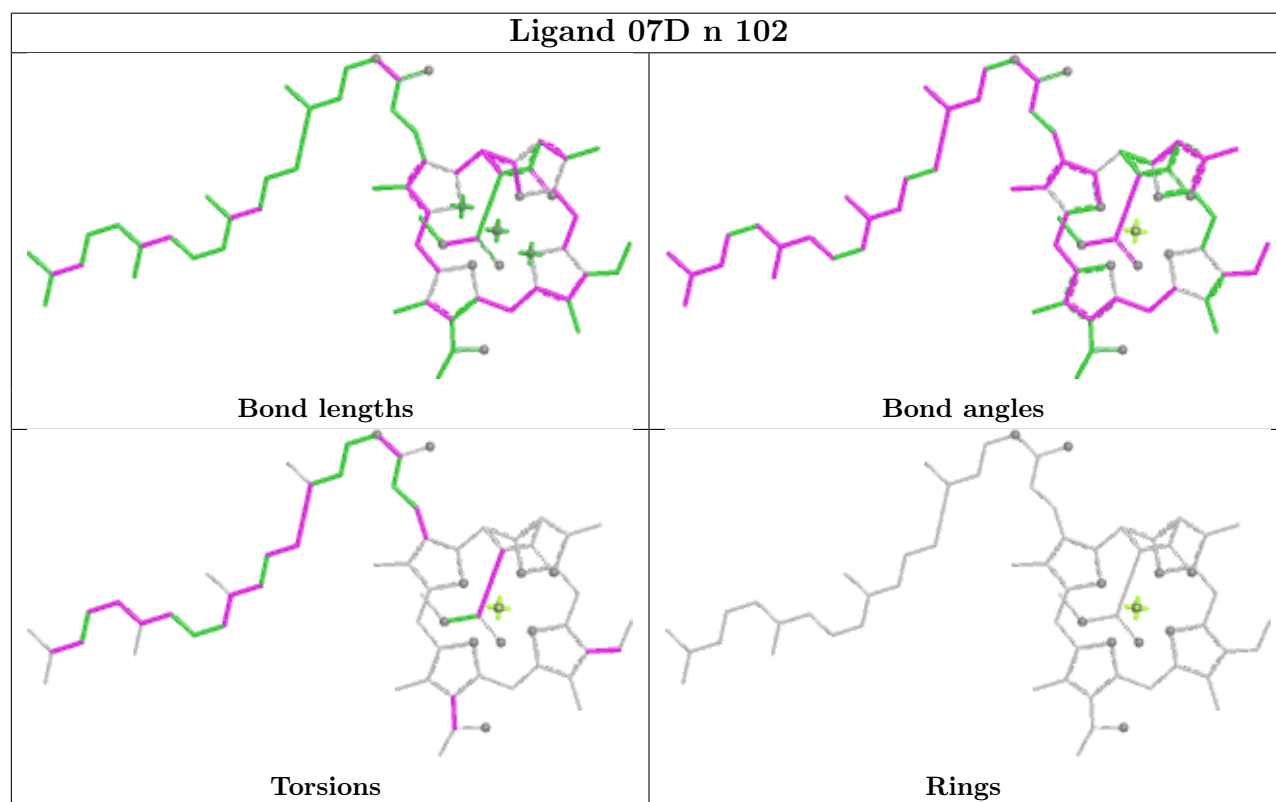
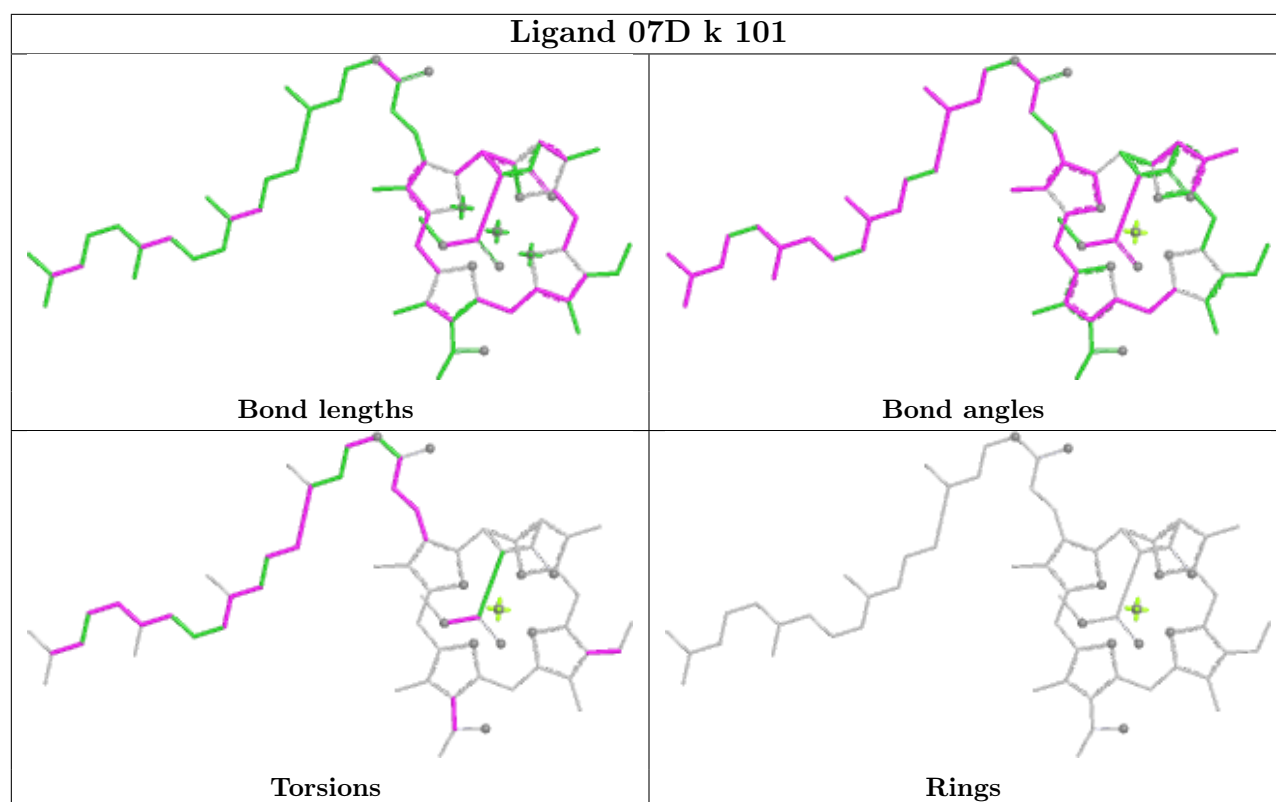


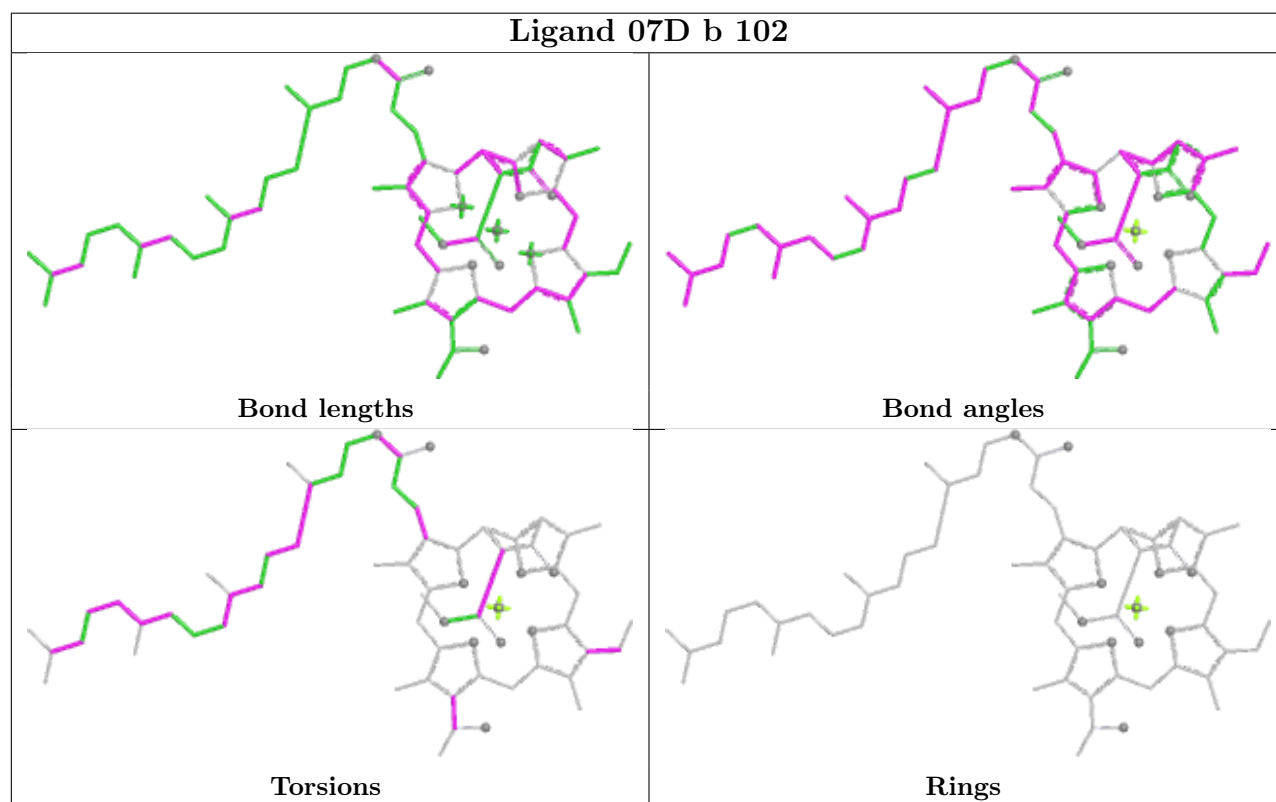
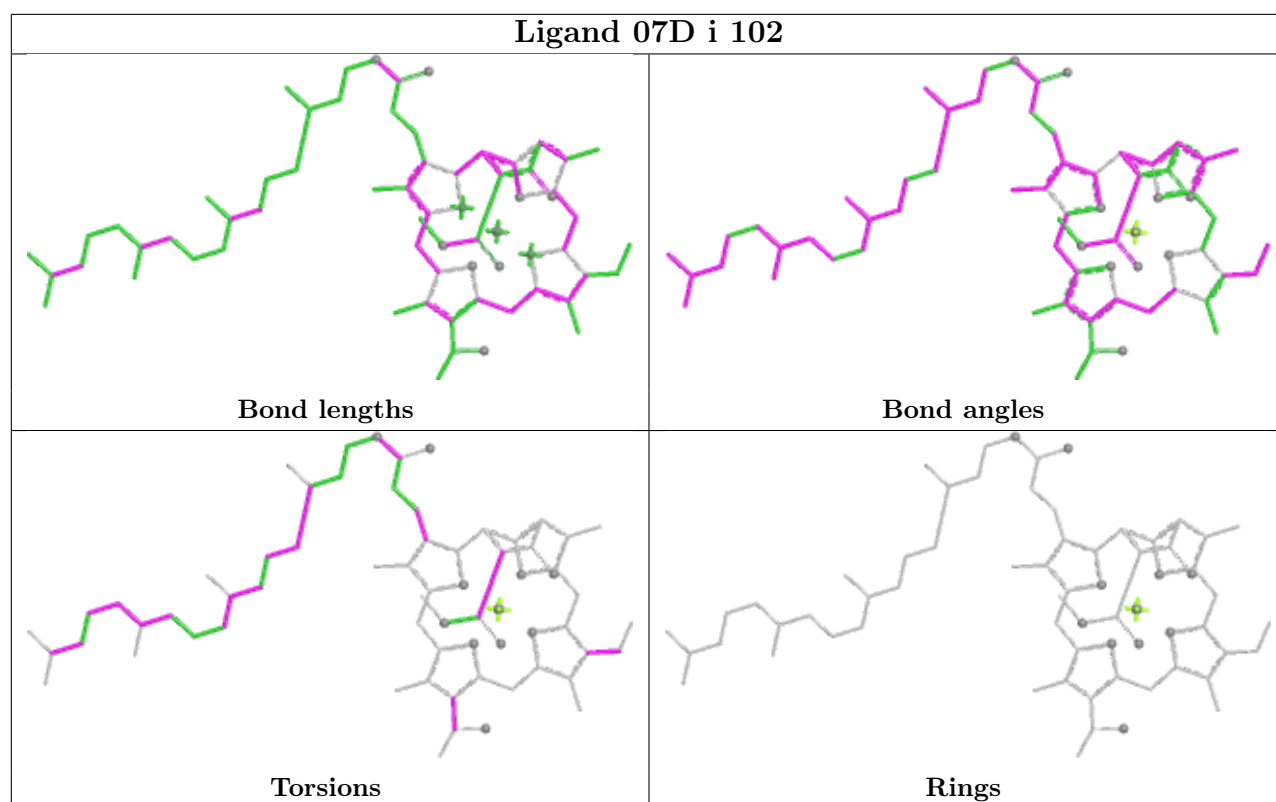


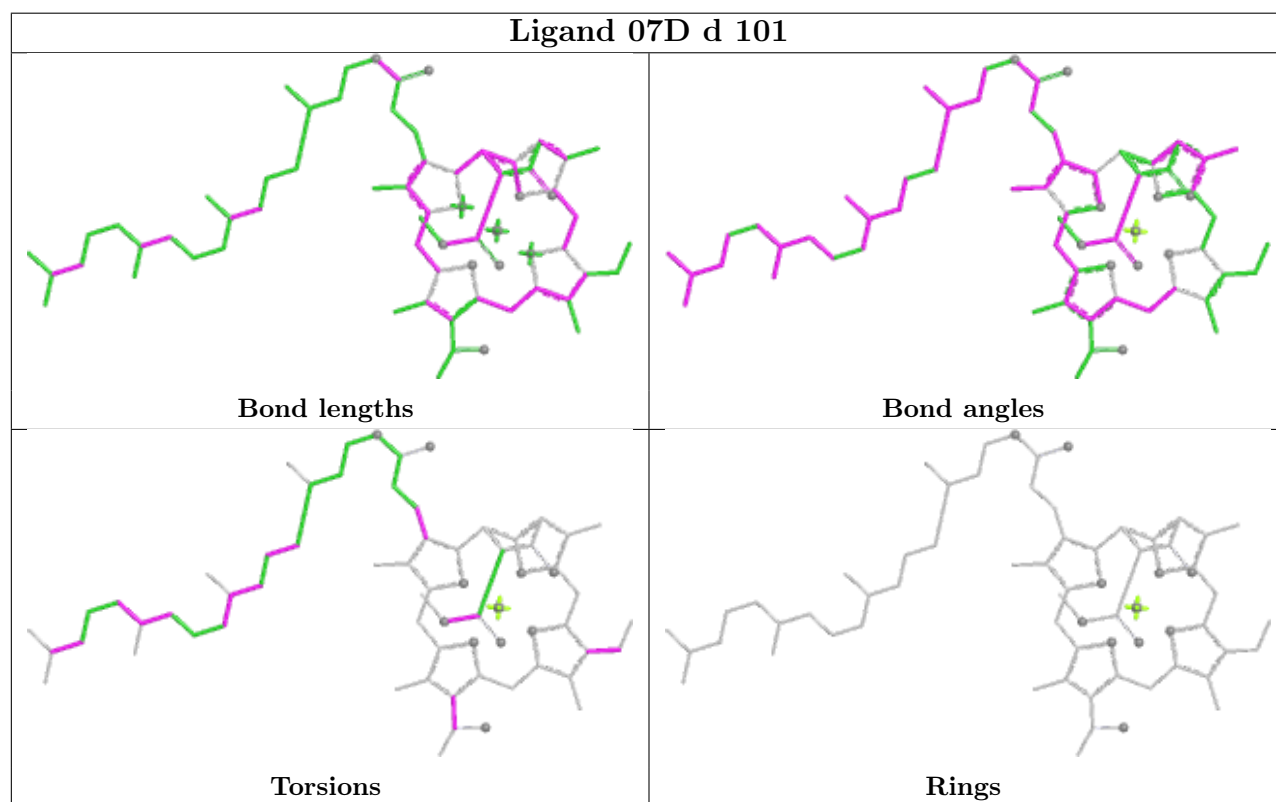
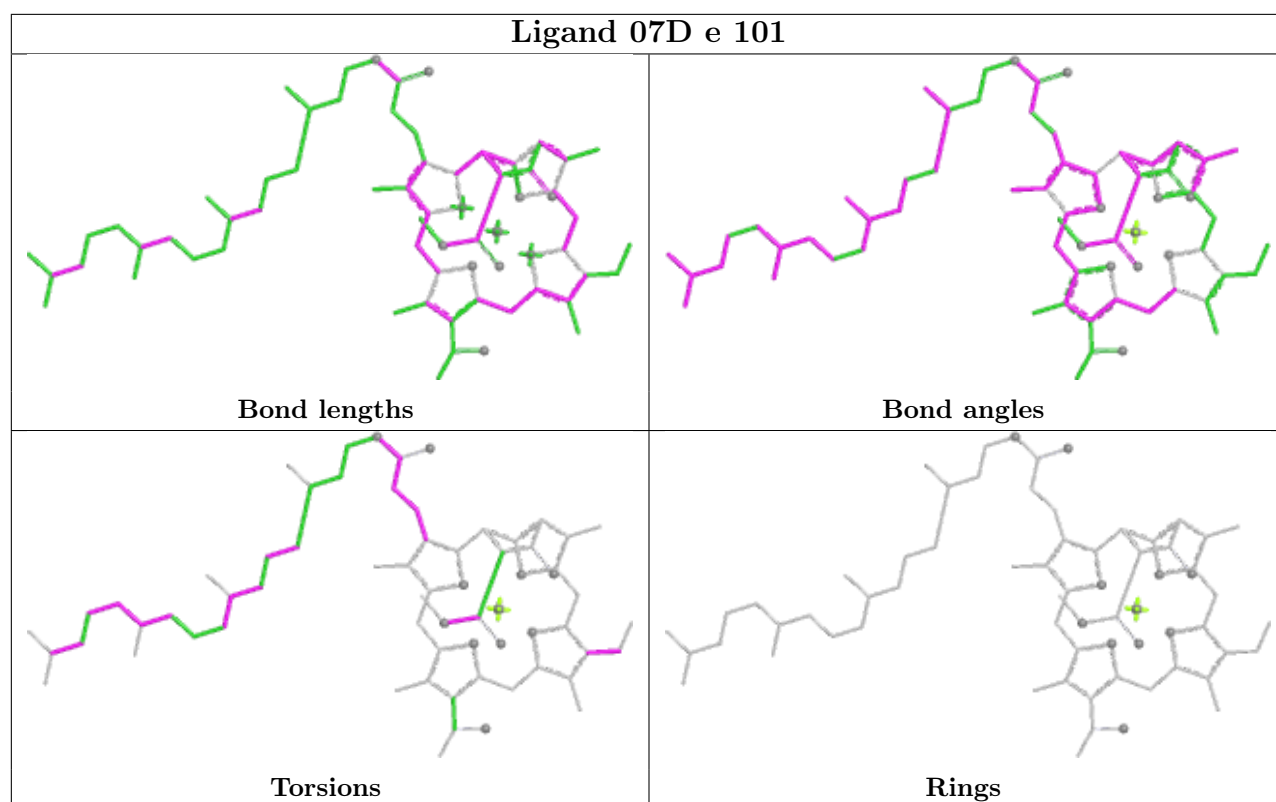


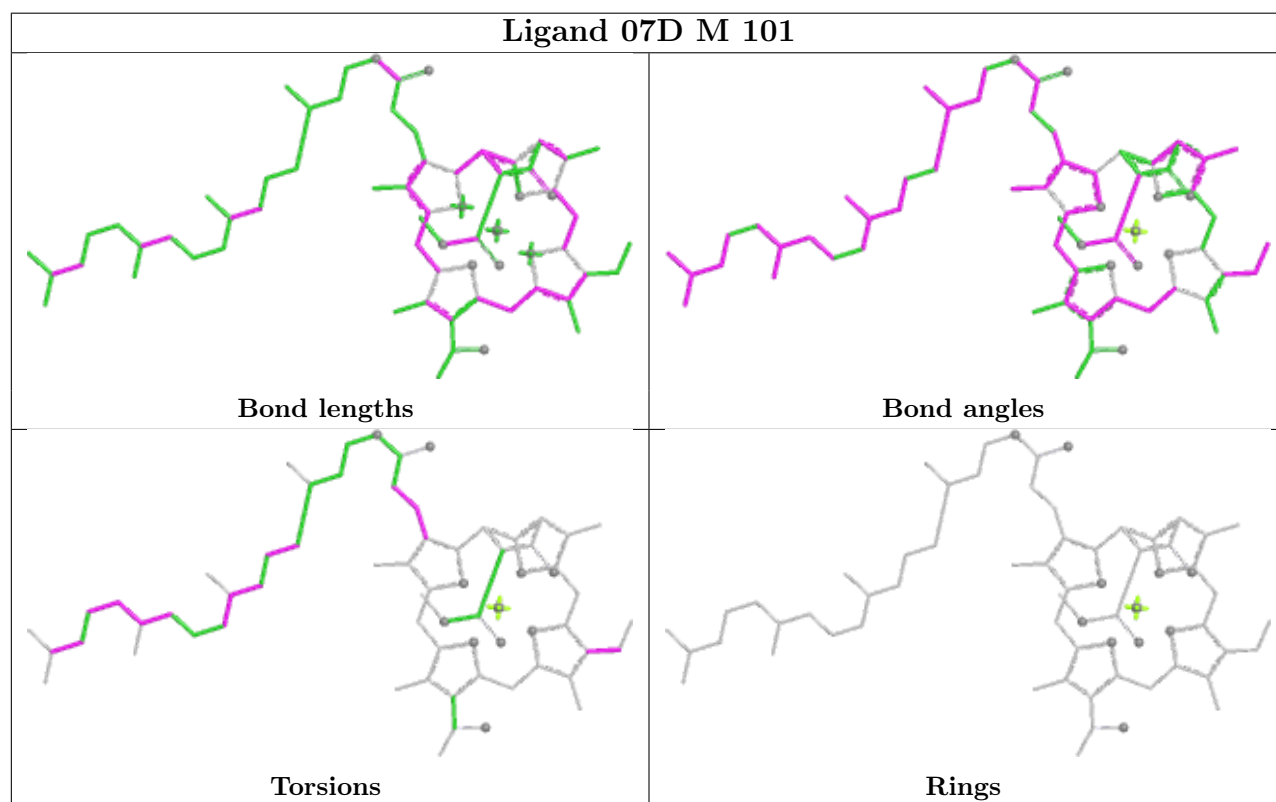
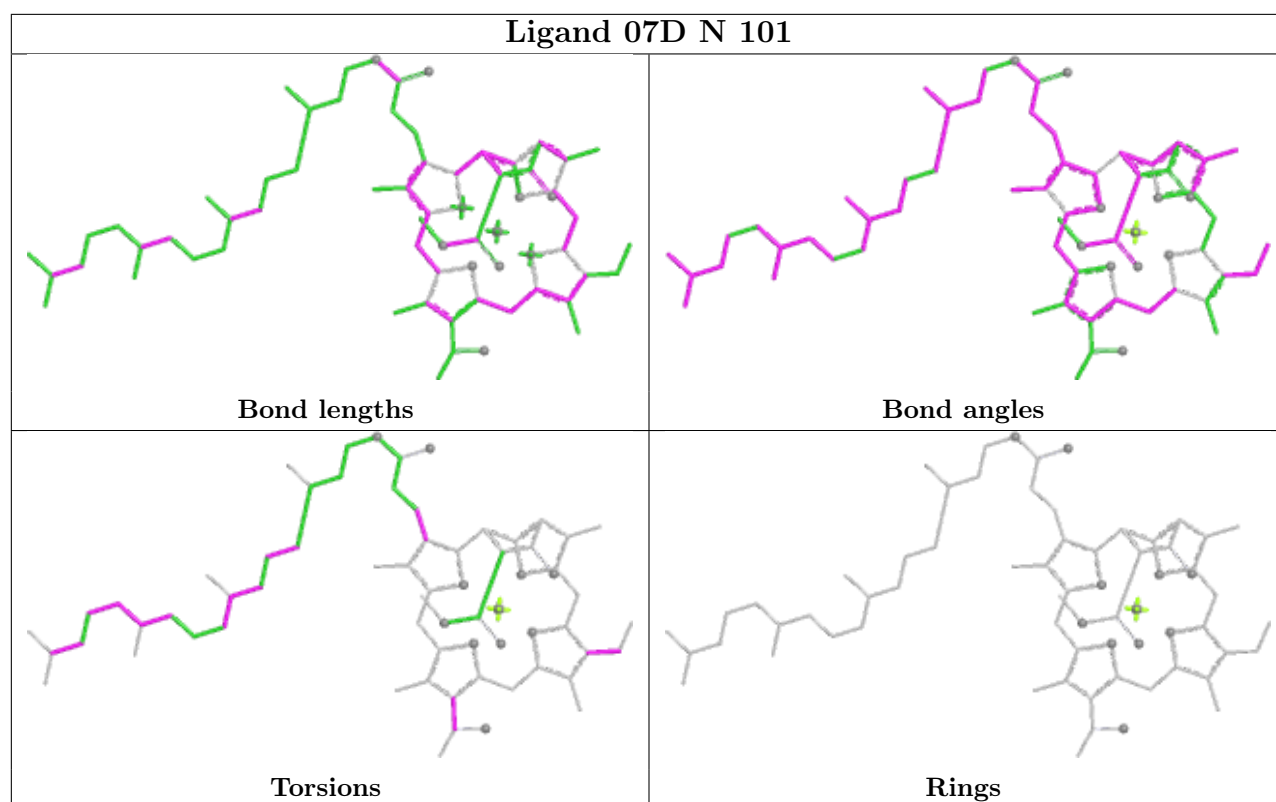


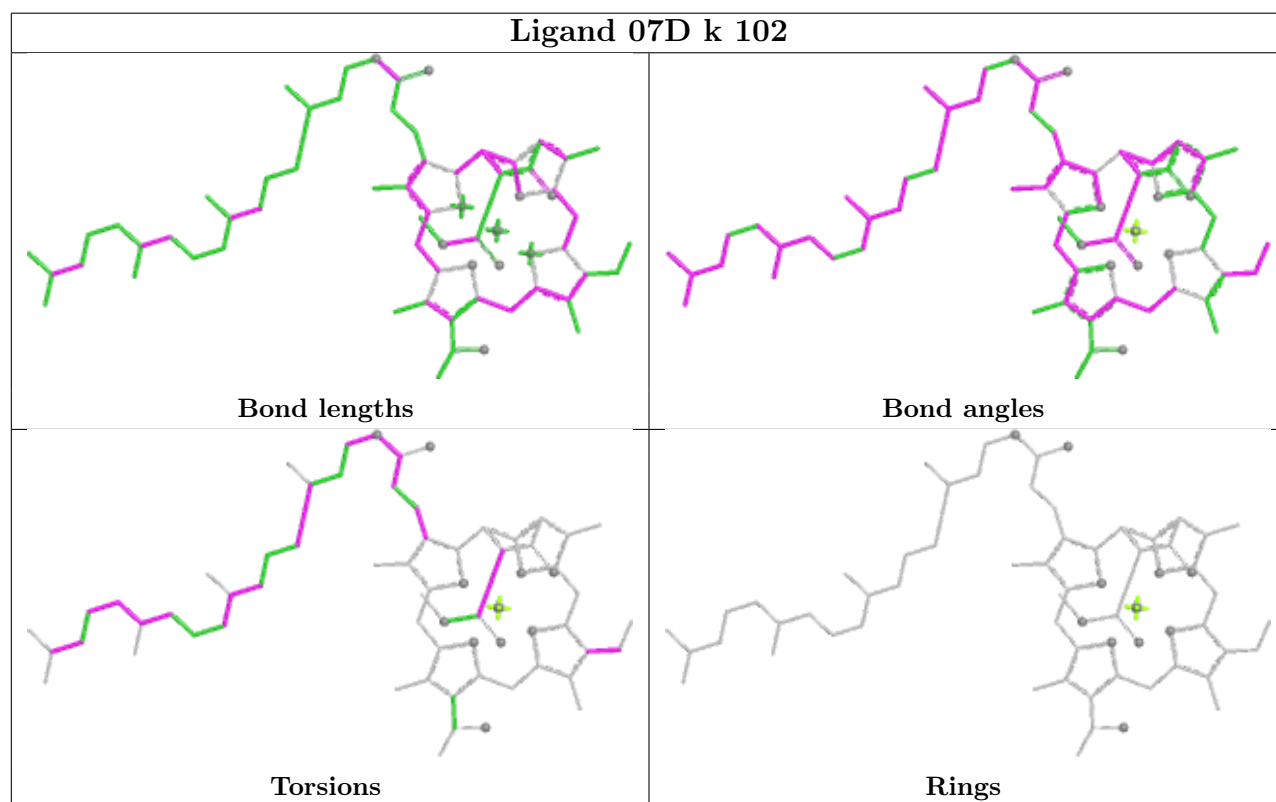
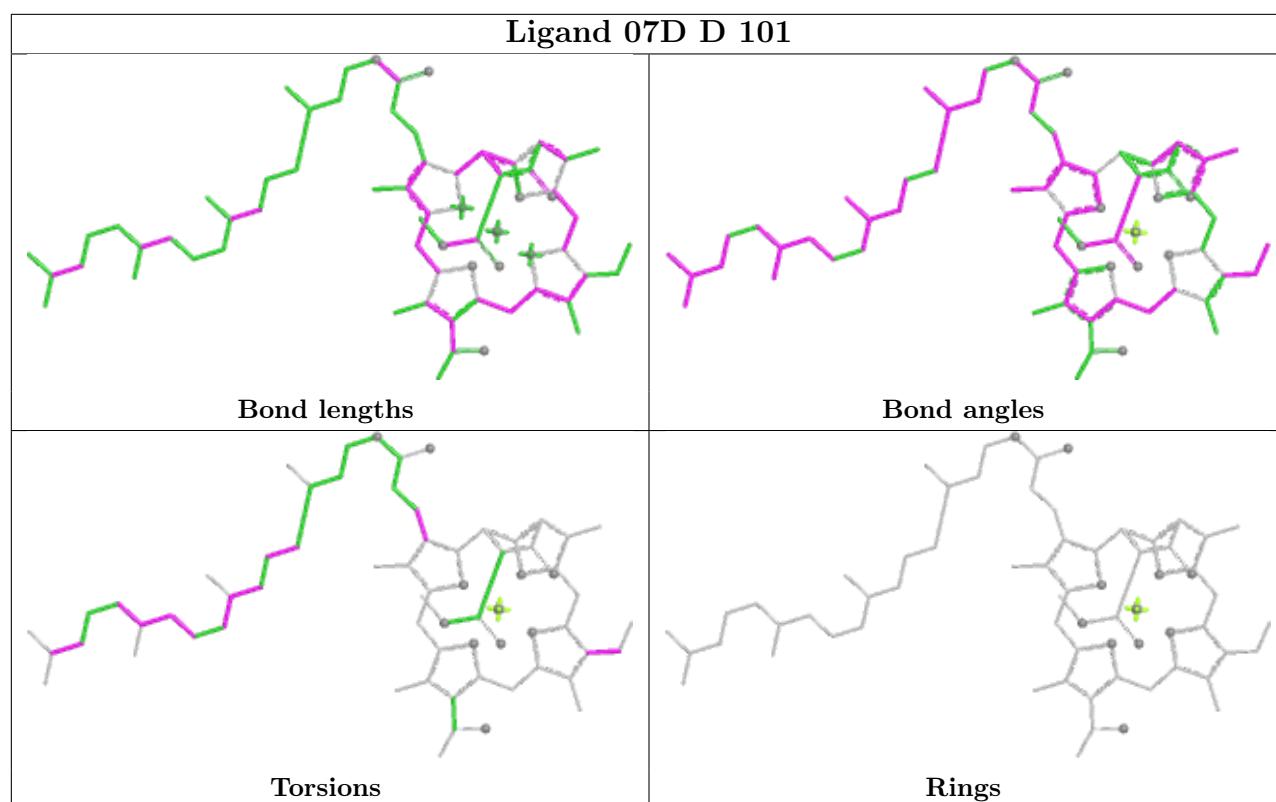


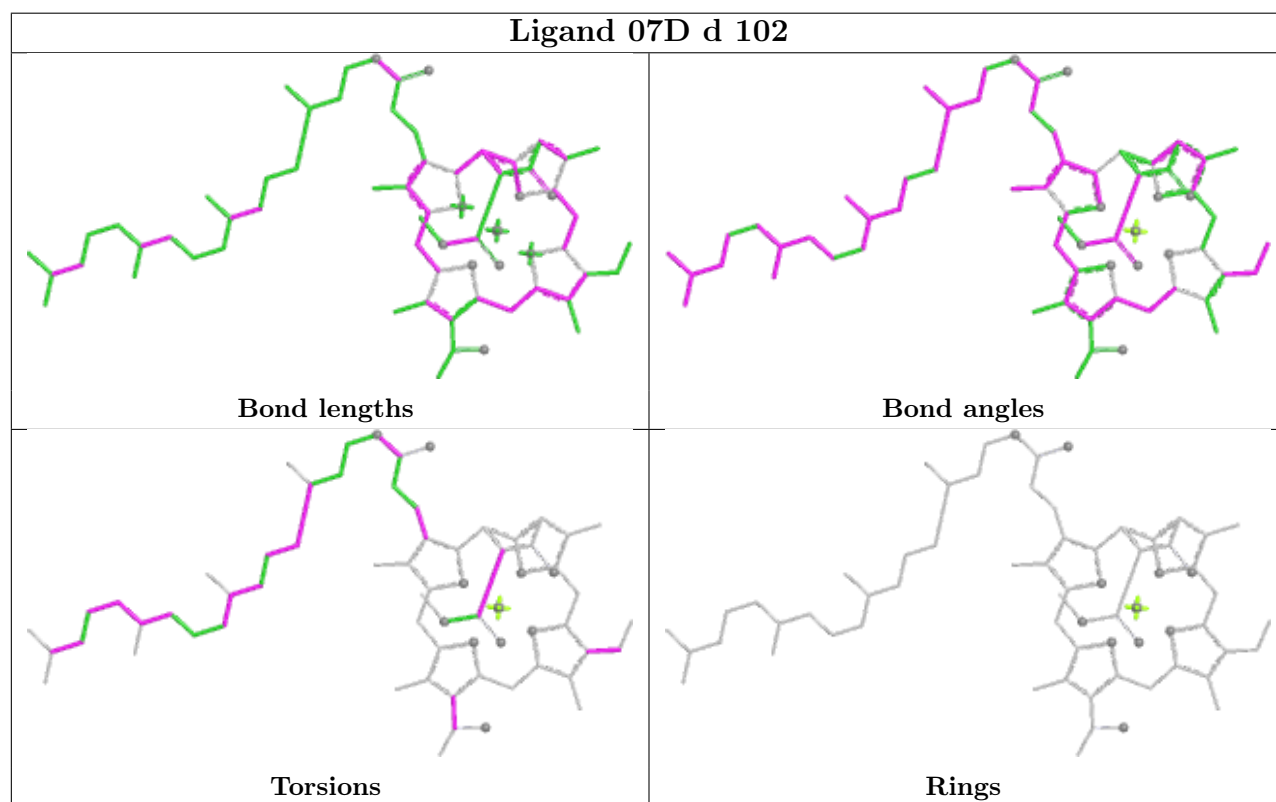
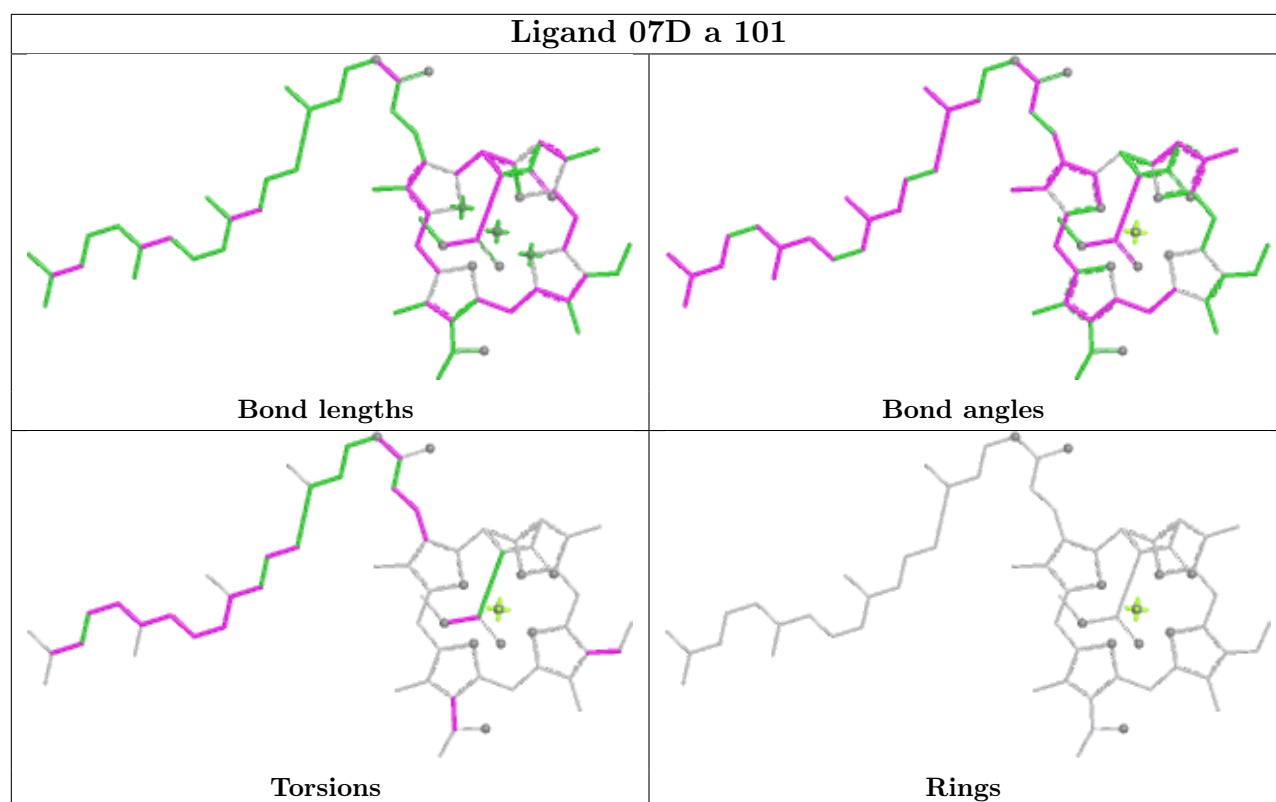


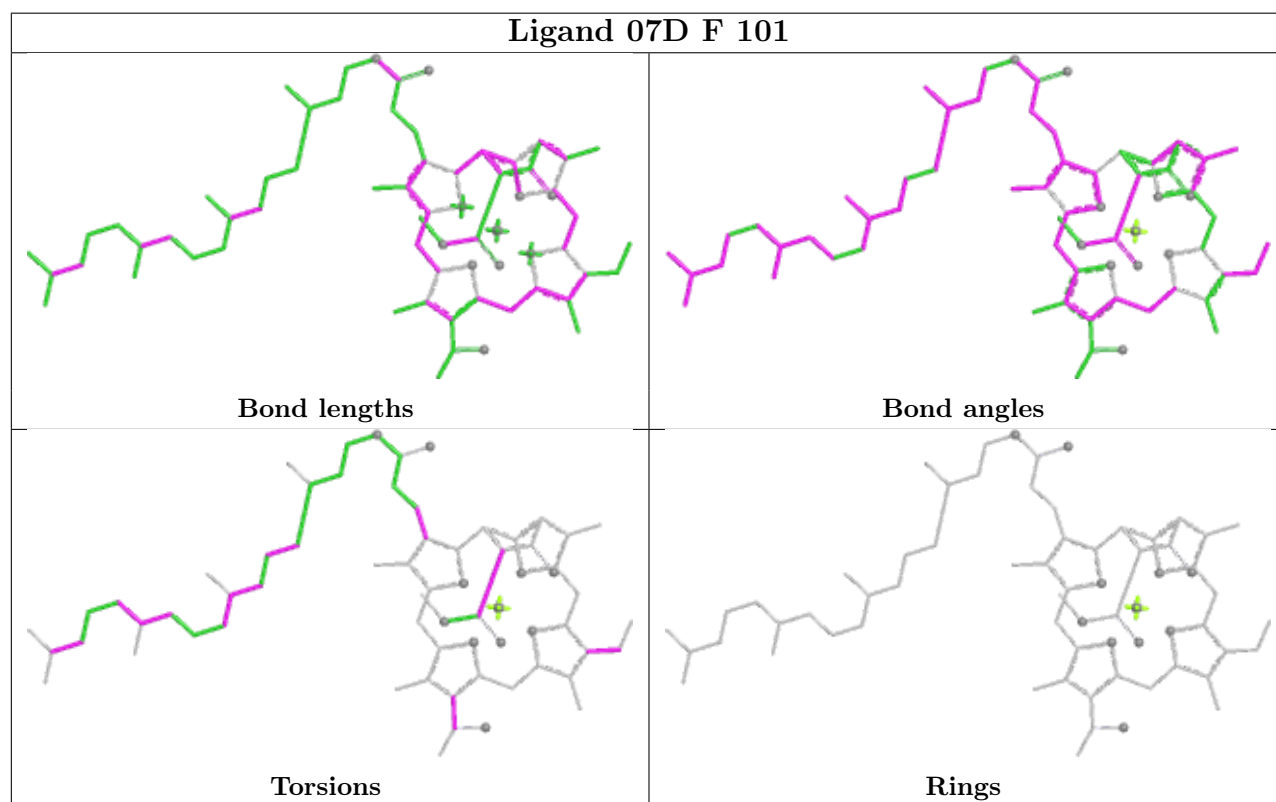
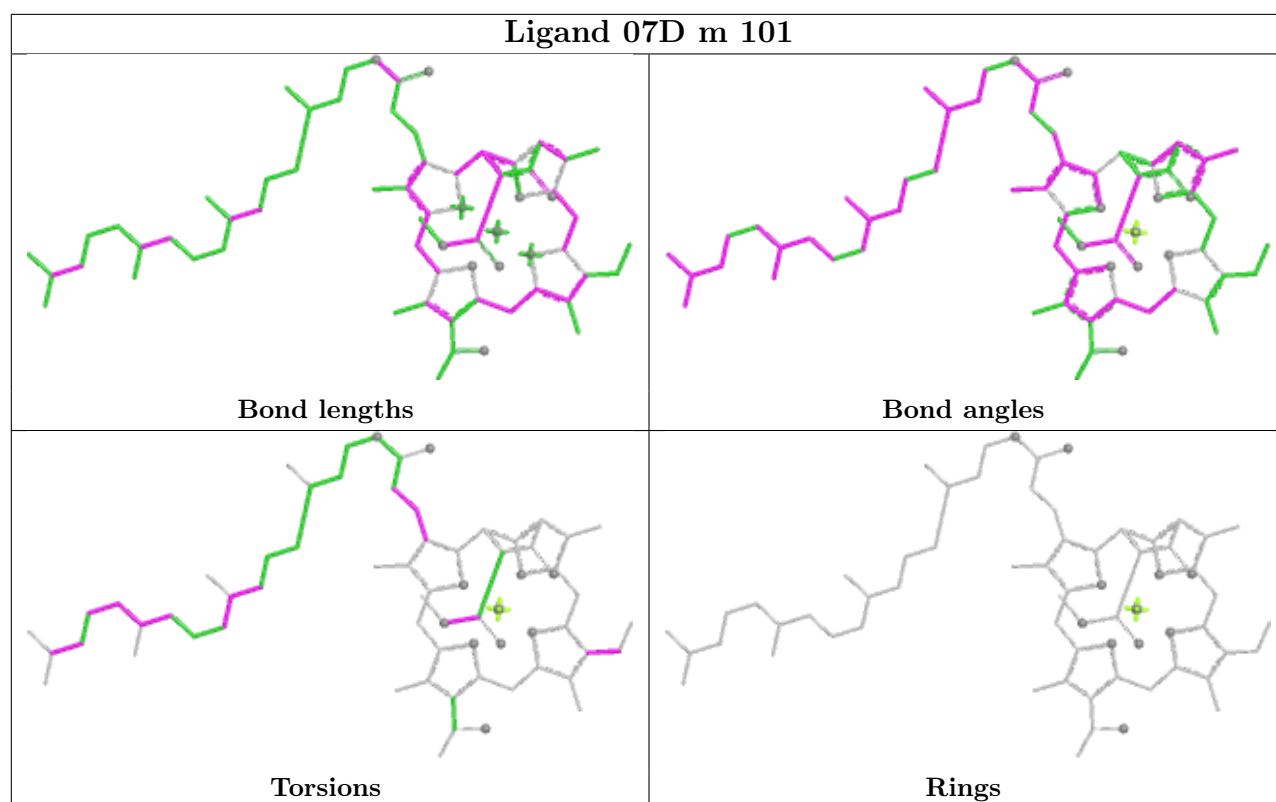


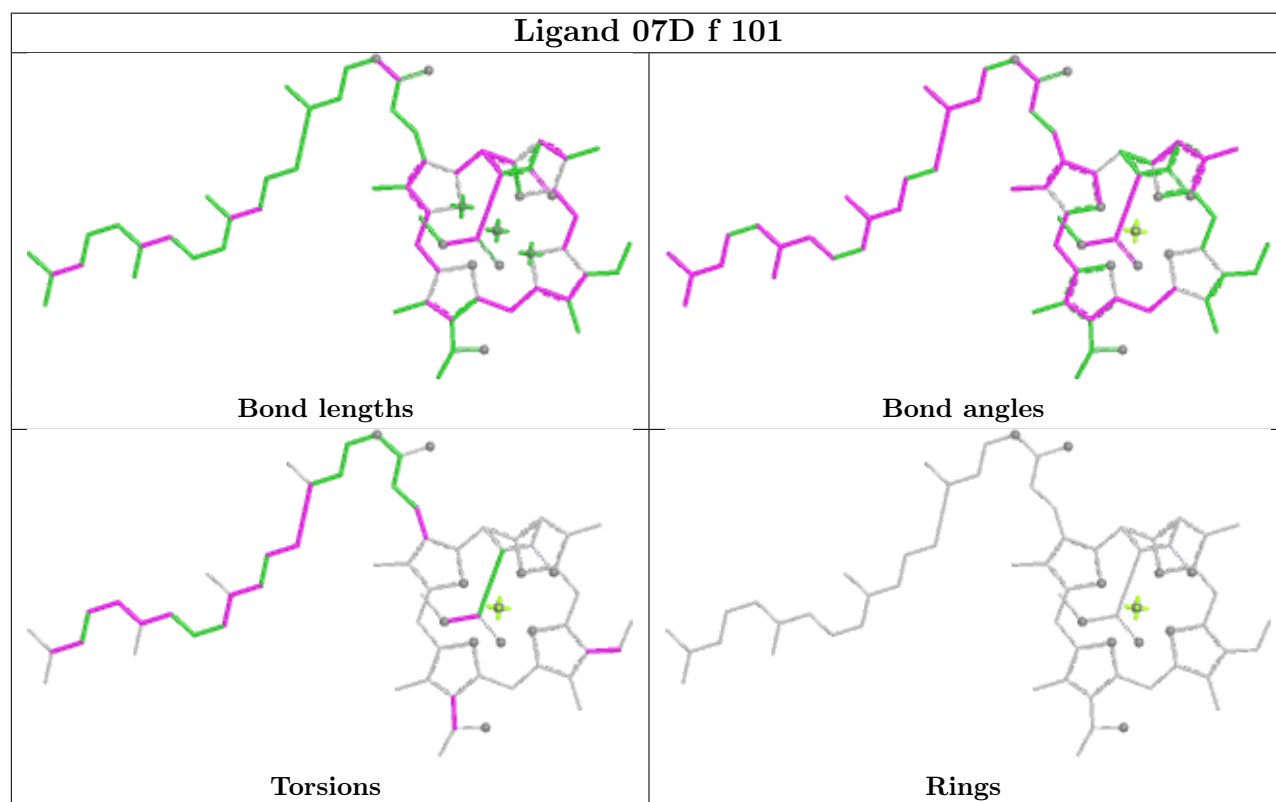
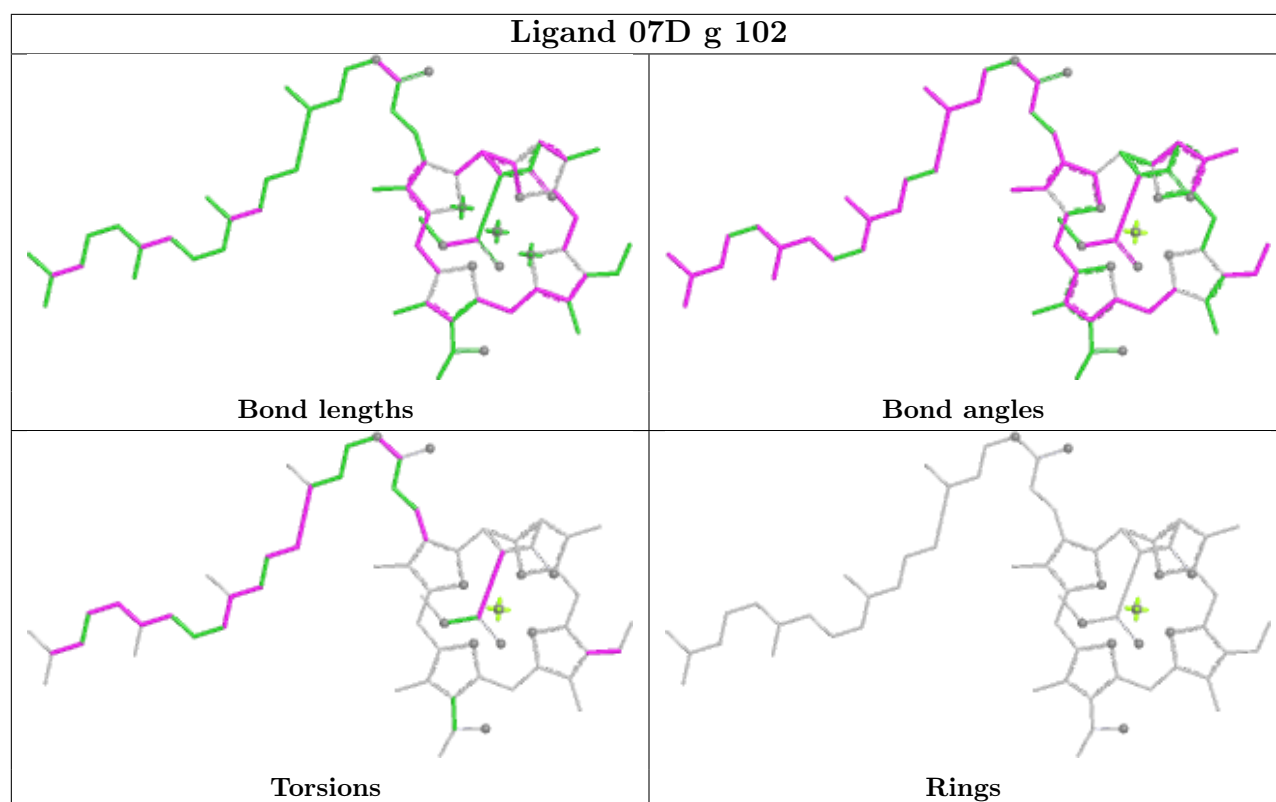


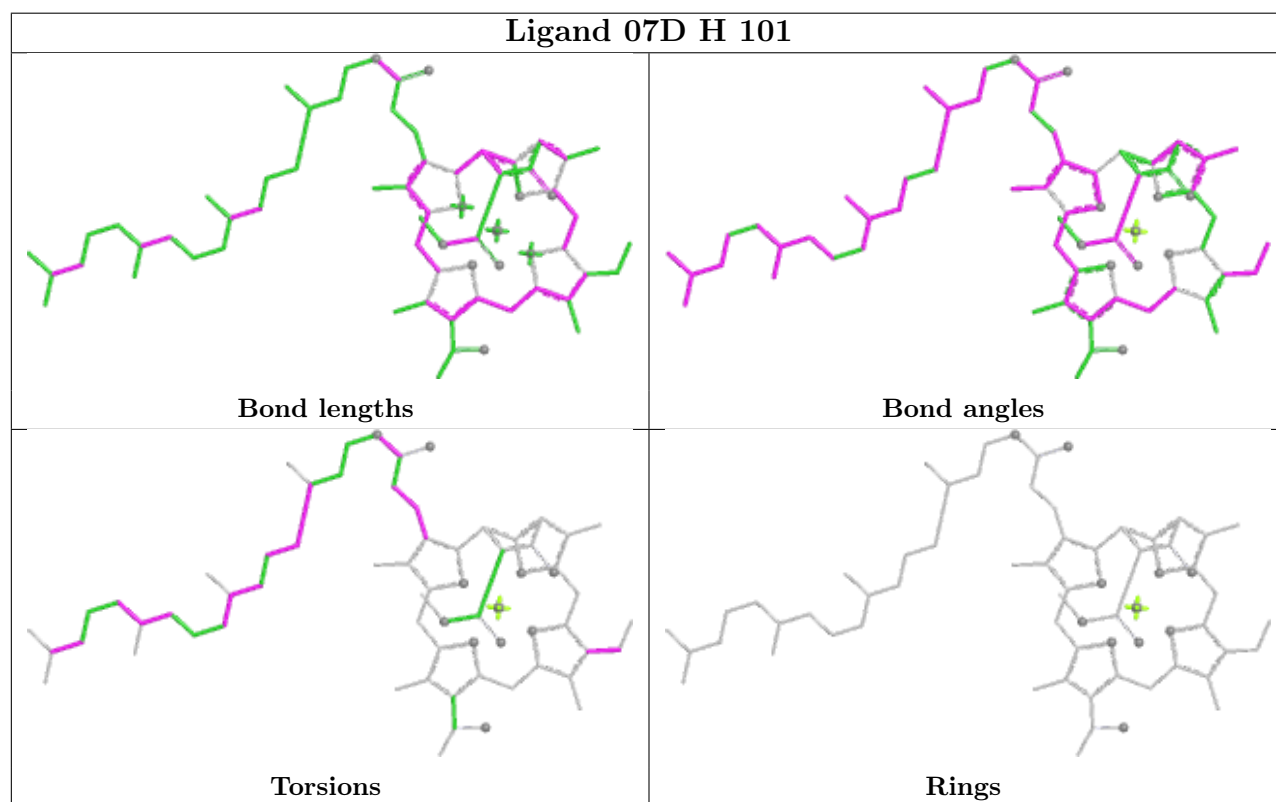
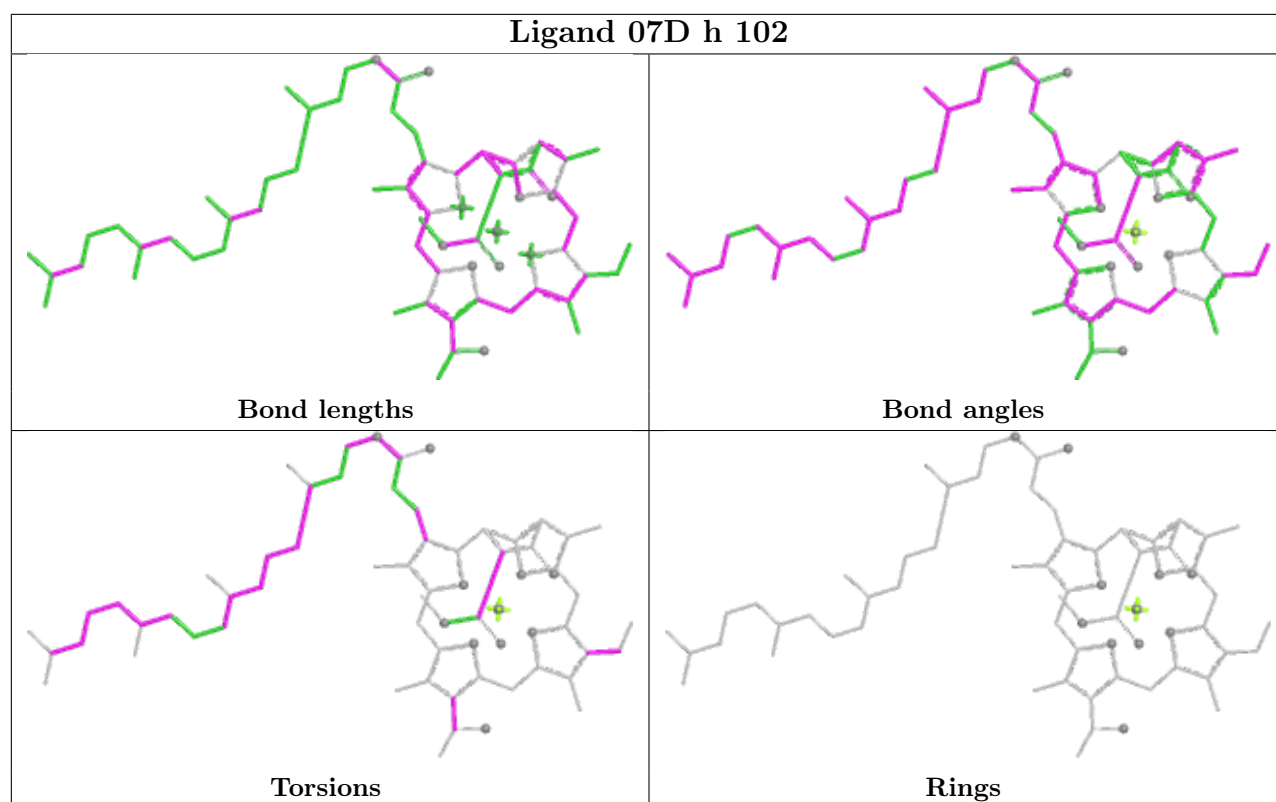


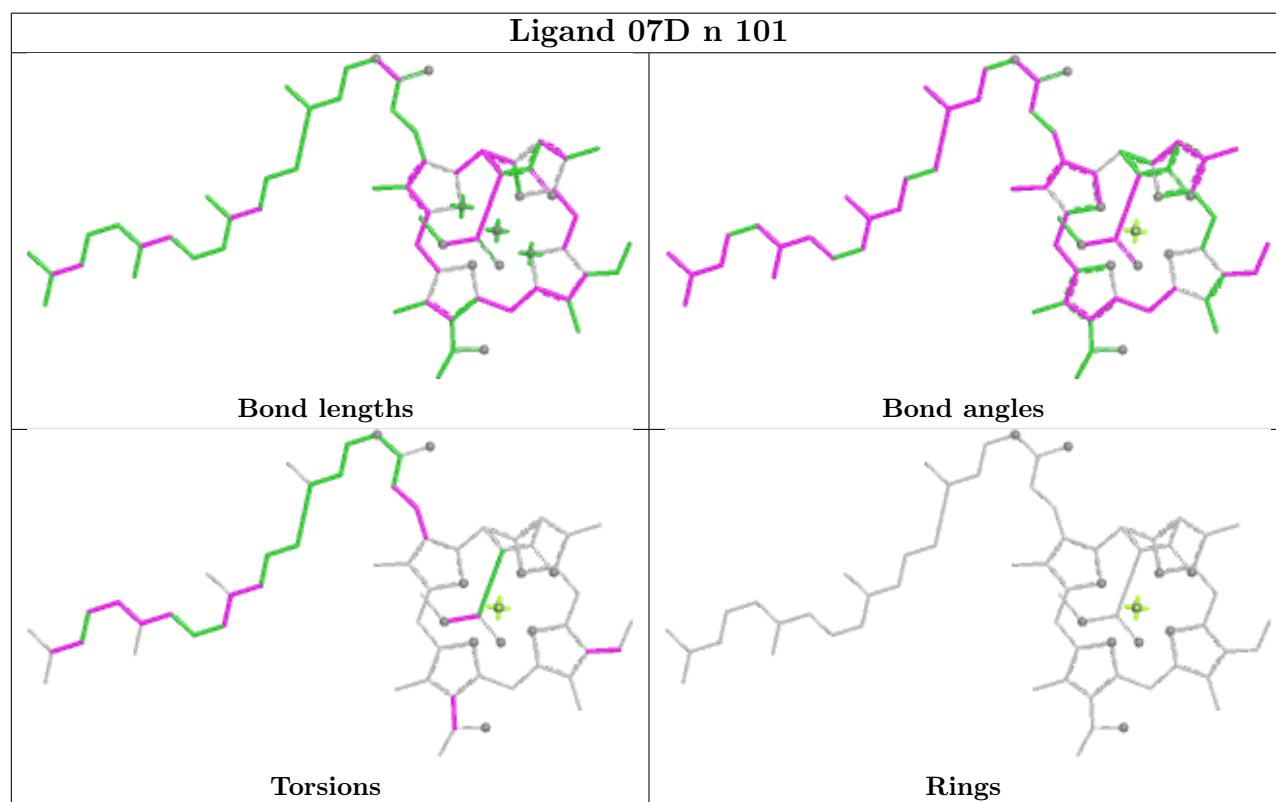
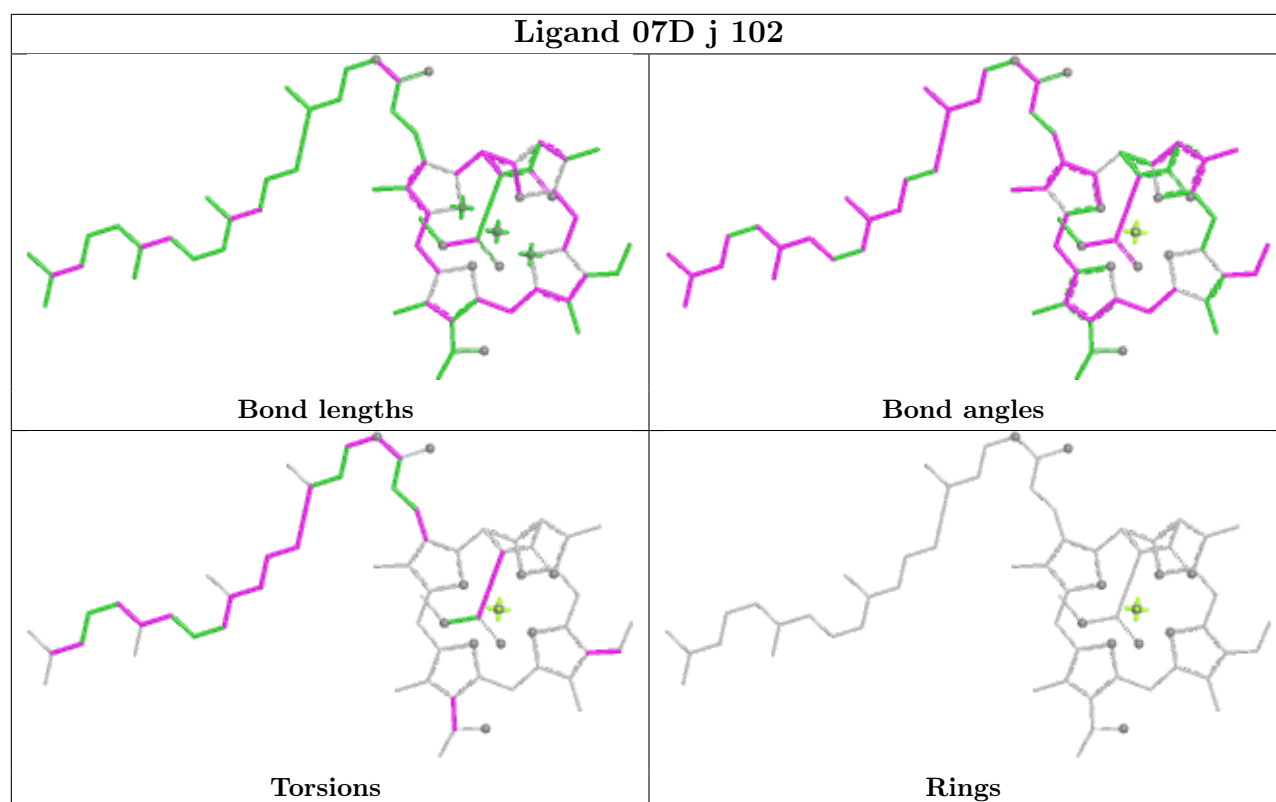


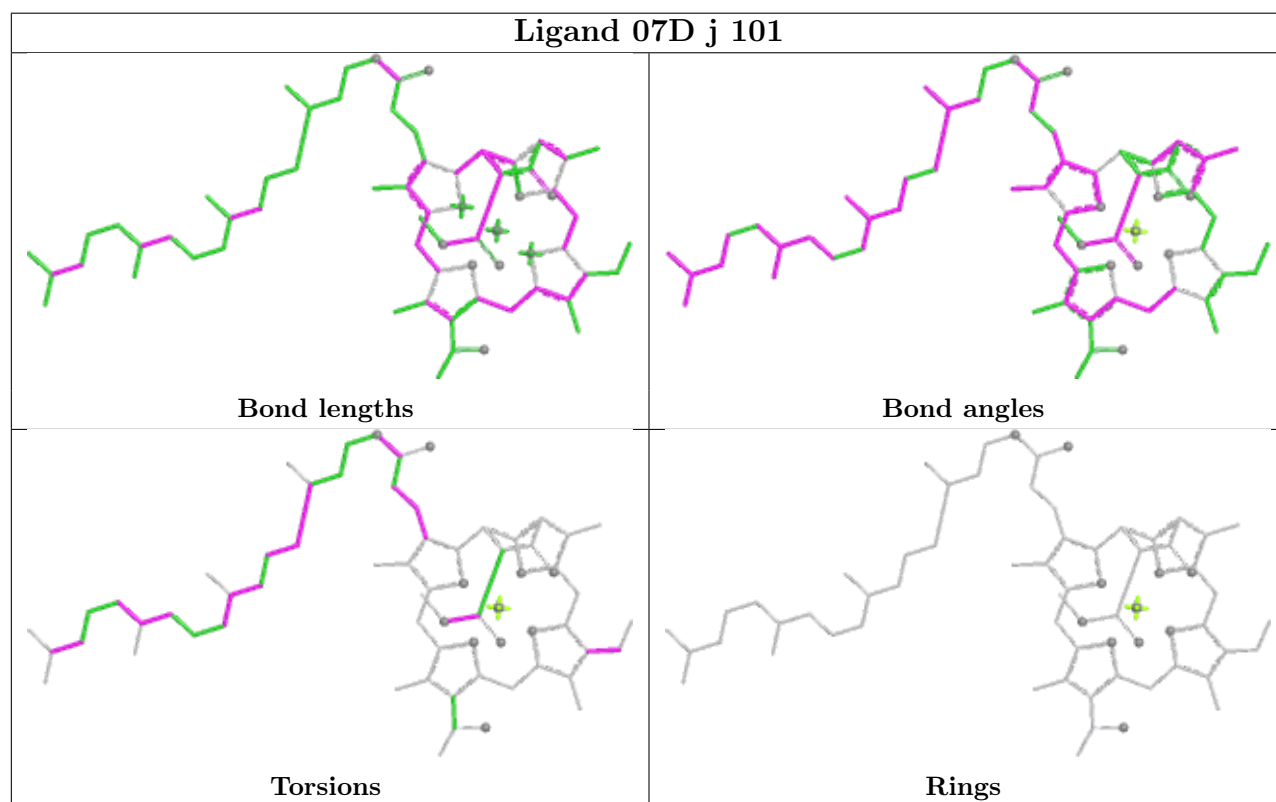
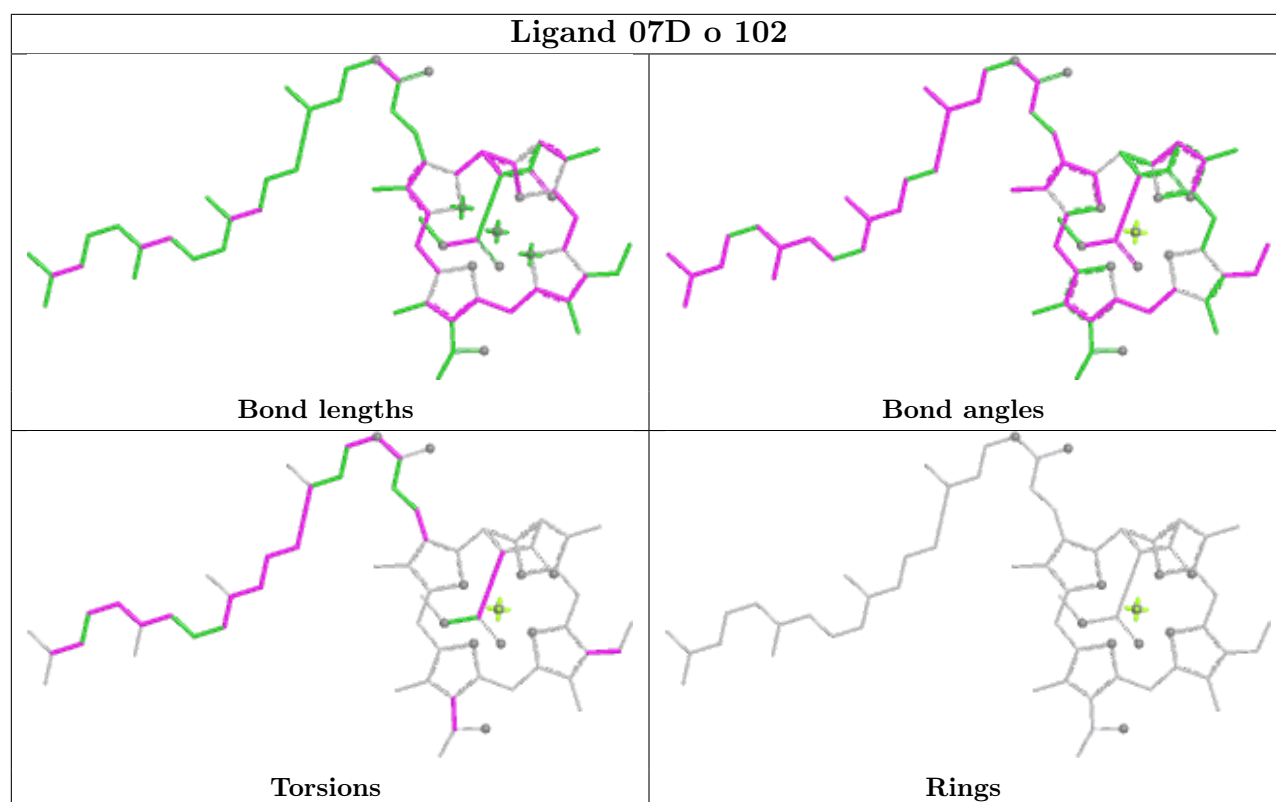




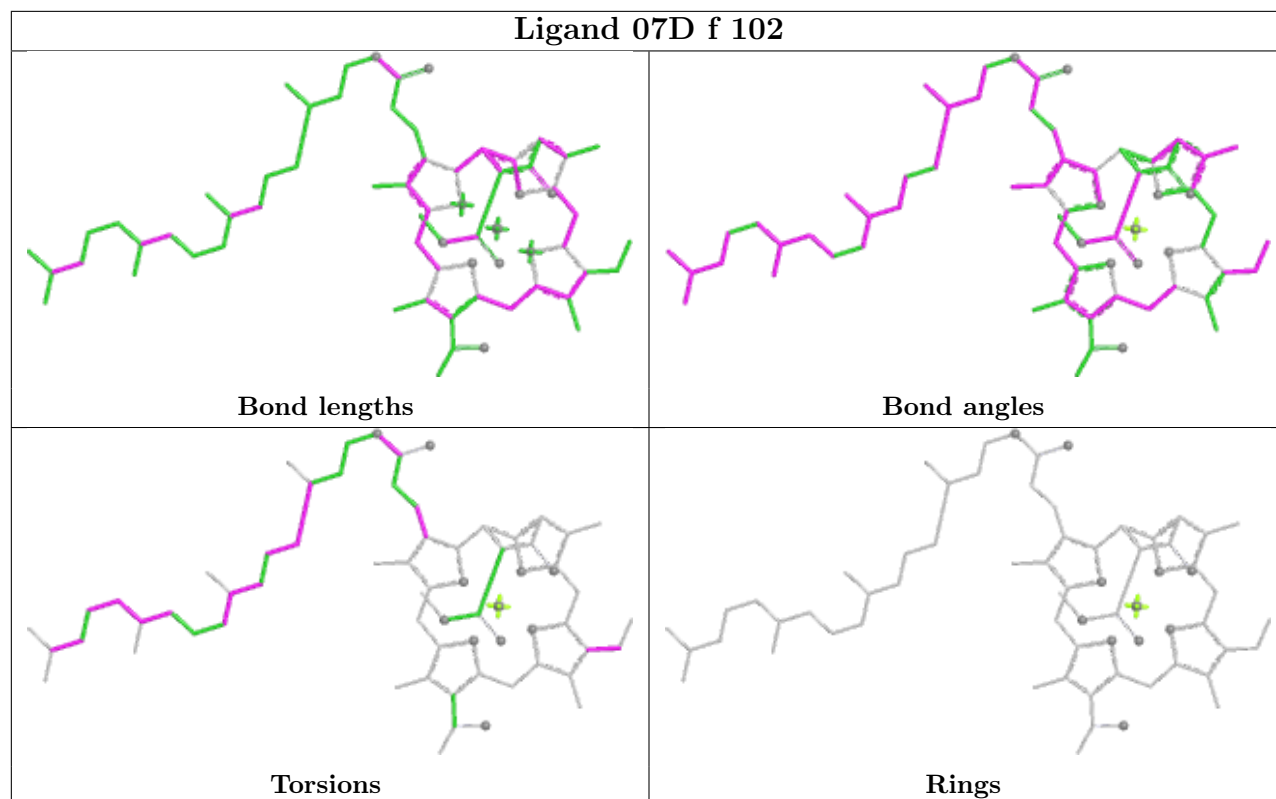




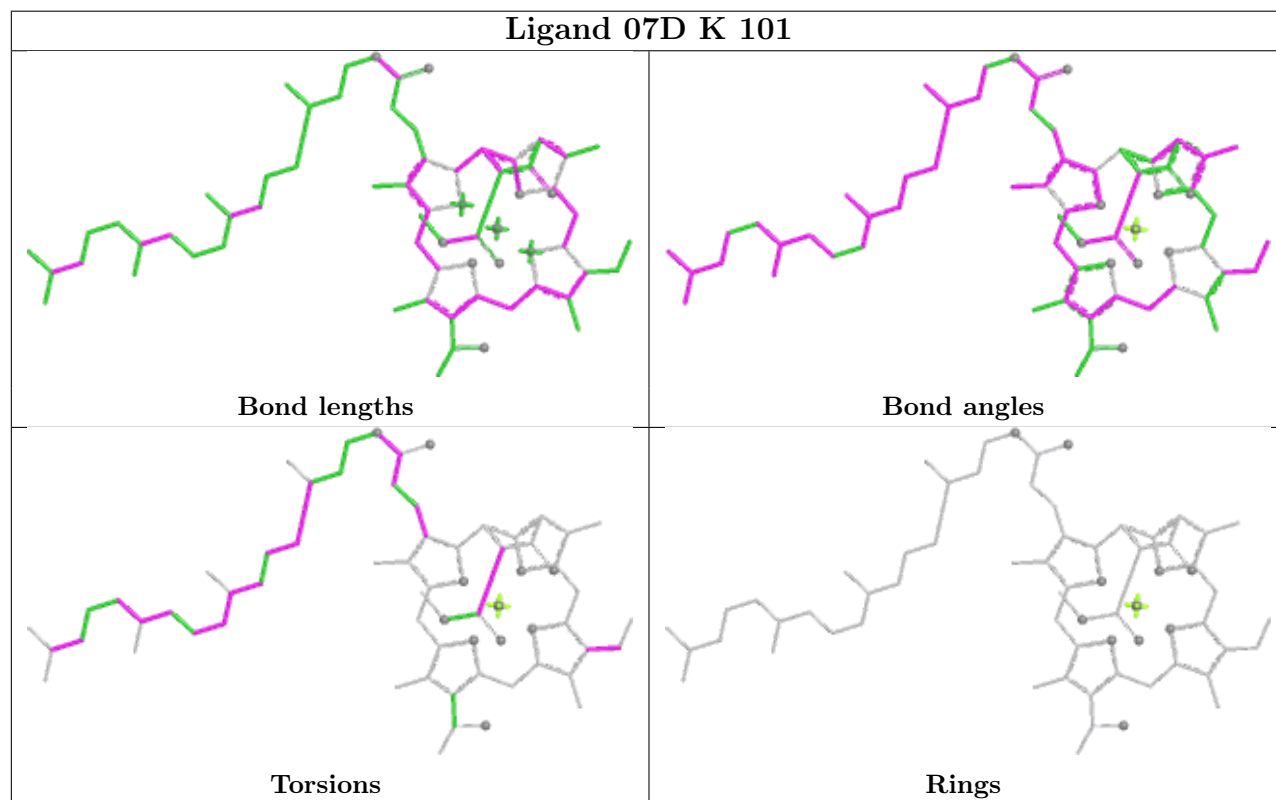


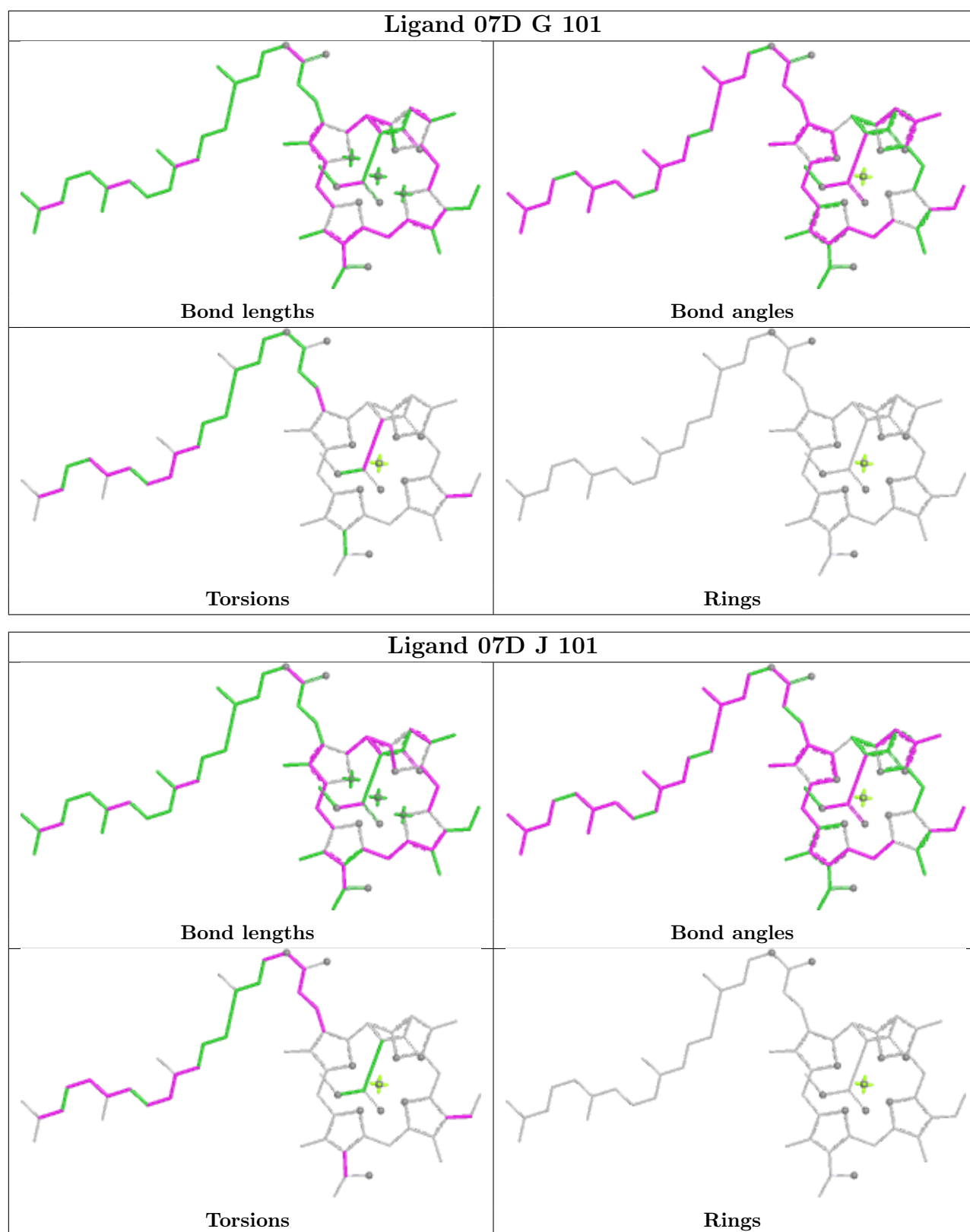


Ligand 07D f 102



Ligand 07D K 101





5.7 Other polymers [i](#)

There are no such residues in this entry.

5.8 Polymer linkage issues

There are no chain breaks in this entry.


6 Map visualisation [i](#)

This section contains visualisations of the EMDB entry EMD-62662. These allow visual inspection of the internal detail of the map and identification of artifacts.


Images derived from a raw map, generated by summing the deposited half-maps, are presented below the corresponding image components of the primary map to allow further visual inspection and comparison with those of the primary map.

6.1 Orthogonal projections [i](#)


6.1.1 Primary map



X

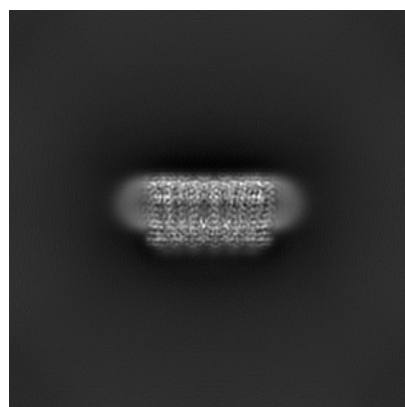


Y

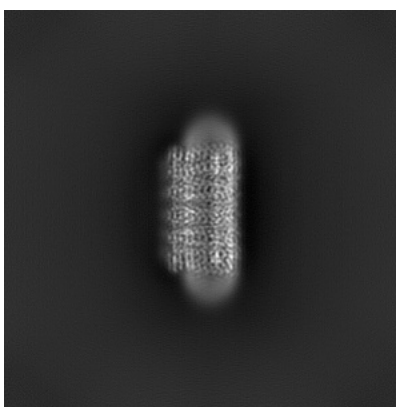


Z

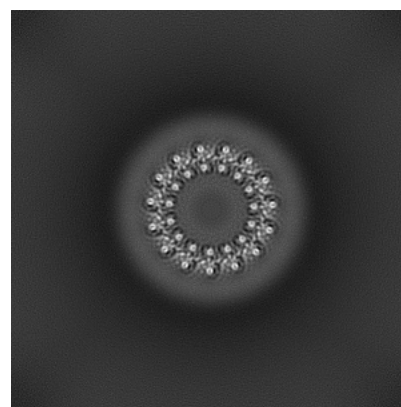
6.1.2 Raw map



X



Y

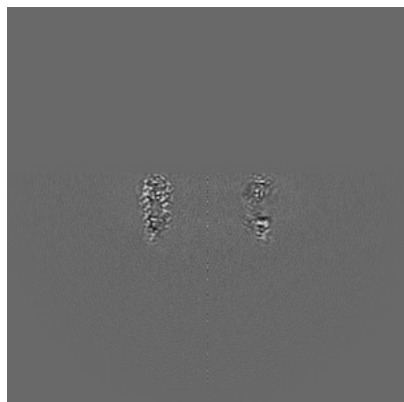


Z

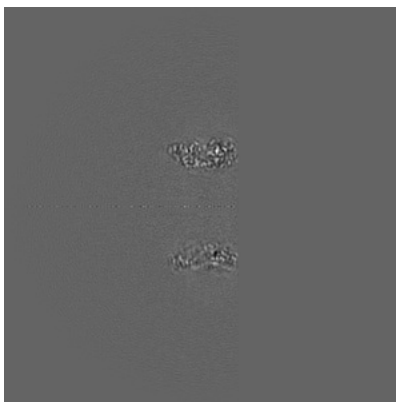
The images above show the map projected in three orthogonal directions.

6.2 Central slices [i](#)

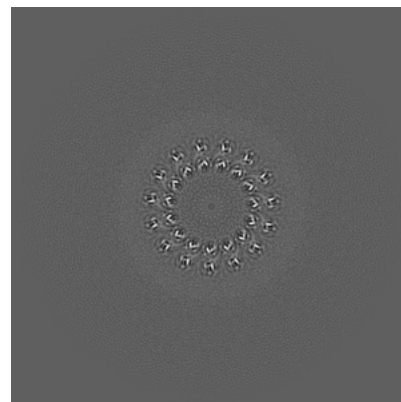
6.2.1 Primary map



X Index: 200

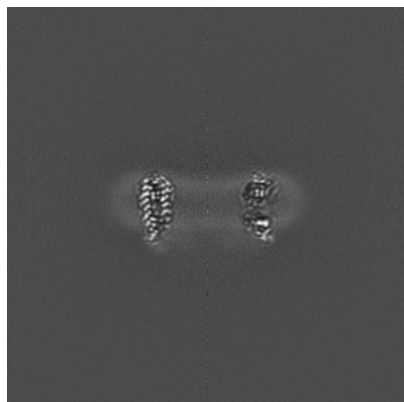


Y Index: 200

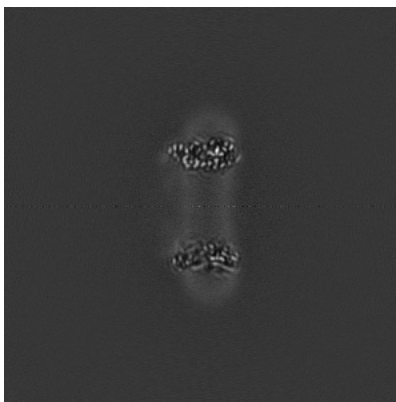


Z Index: 200

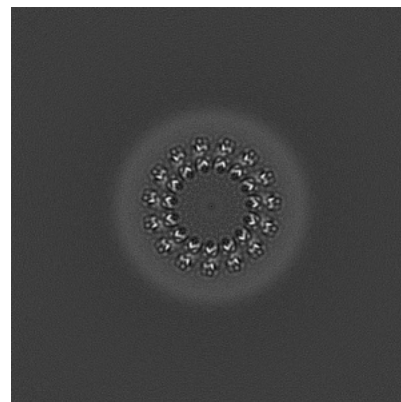
6.2.2 Raw map



X Index: 200



Y Index: 200




Z Index: 200

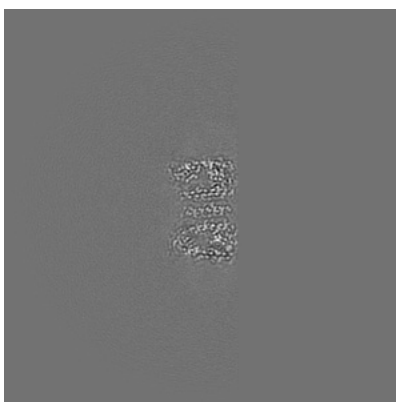
The images above show central slices of the map in three orthogonal directions.

6.3 Largest variance slices [i](#)


6.3.1 Primary map



X Index: 240

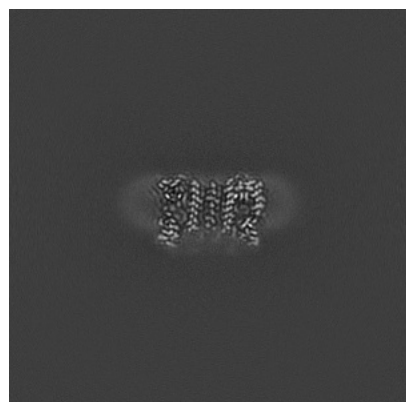


Y Index: 160

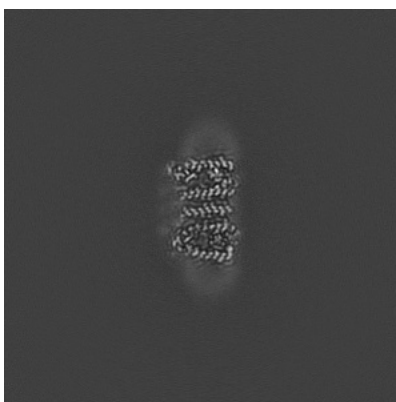


Z Index: 212

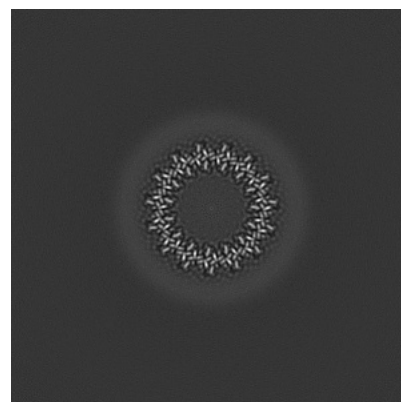
6.3.2 Raw map



X Index: 239



Y Index: 159




Z Index: 212


The images above show the largest variance slices of the map in three orthogonal directions.

6.4 Orthogonal standard-deviation projections (False-color) [i](#)

6.4.1 Primary map



6.4.2 Raw map



The images above show the map standard deviation projections with false color in three orthogonal directions. Minimum values are shown in green, max in blue, and dark to light orange shades represent small to large values respectively.

6.5 Orthogonal surface views [i](#)

This section was not generated.

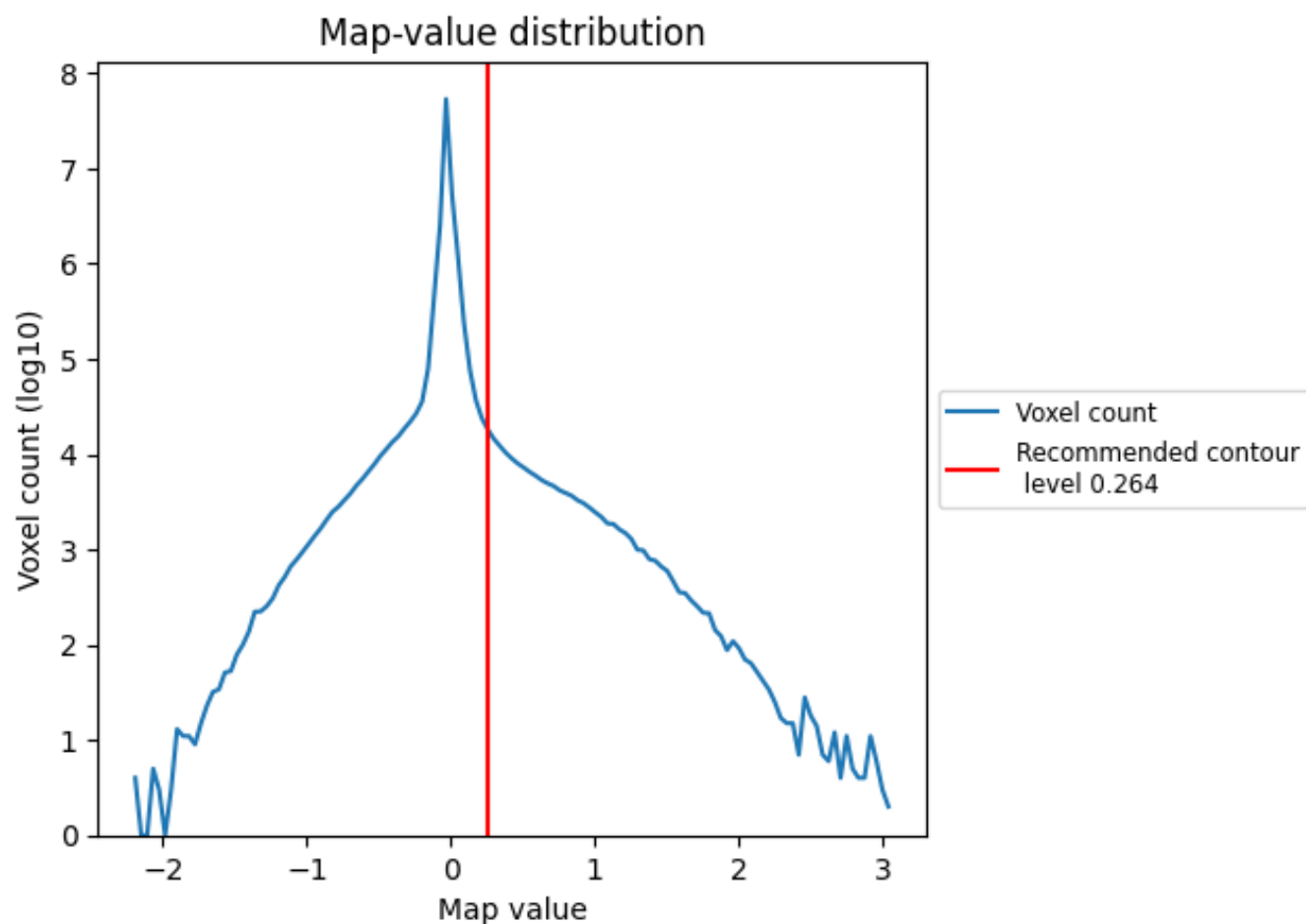
6.6 Mask visualisation [i](#)

This section was not generated. No masks/segmentation were deposited.

7 Map analysis [i](#)

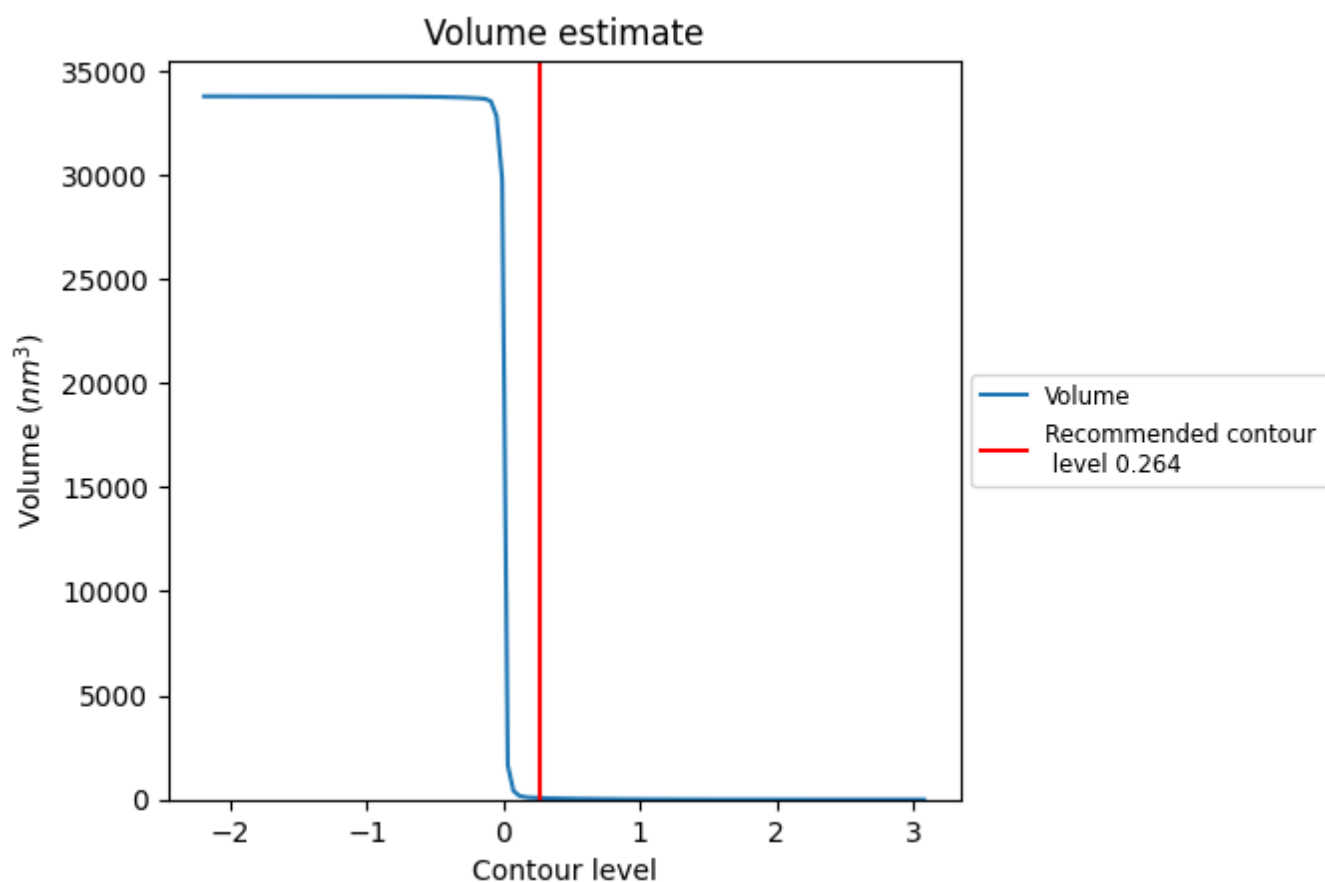
This section contains the results of statistical analysis of the map.

7.1 Map-value distribution [i](#)



The map-value distribution is plotted in 128 intervals along the x-axis. The y-axis is logarithmic. A spike in this graph at zero usually indicates that the volume has been masked.

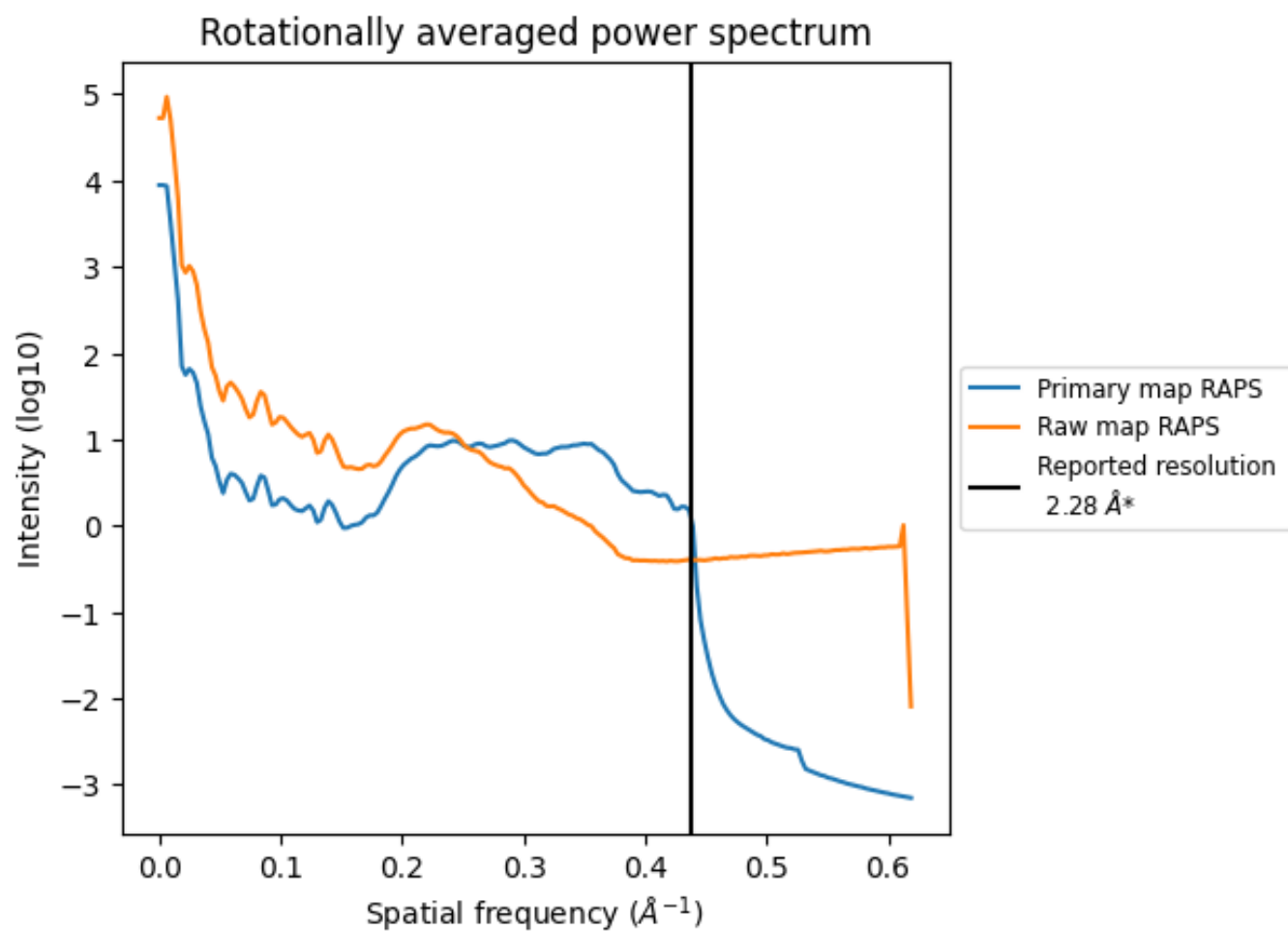
7.2 Volume estimate [i](#)



The volume at the recommended contour level is 77 nm³; this corresponds to an approximate mass of 70 kDa.

The volume estimate graph shows how the enclosed volume varies with the contour level. The recommended contour level is shown as a vertical line and the intersection between the line and the curve gives the volume of the enclosed surface at the given level.

7.3 Rotationally averaged power spectrum [i](#)

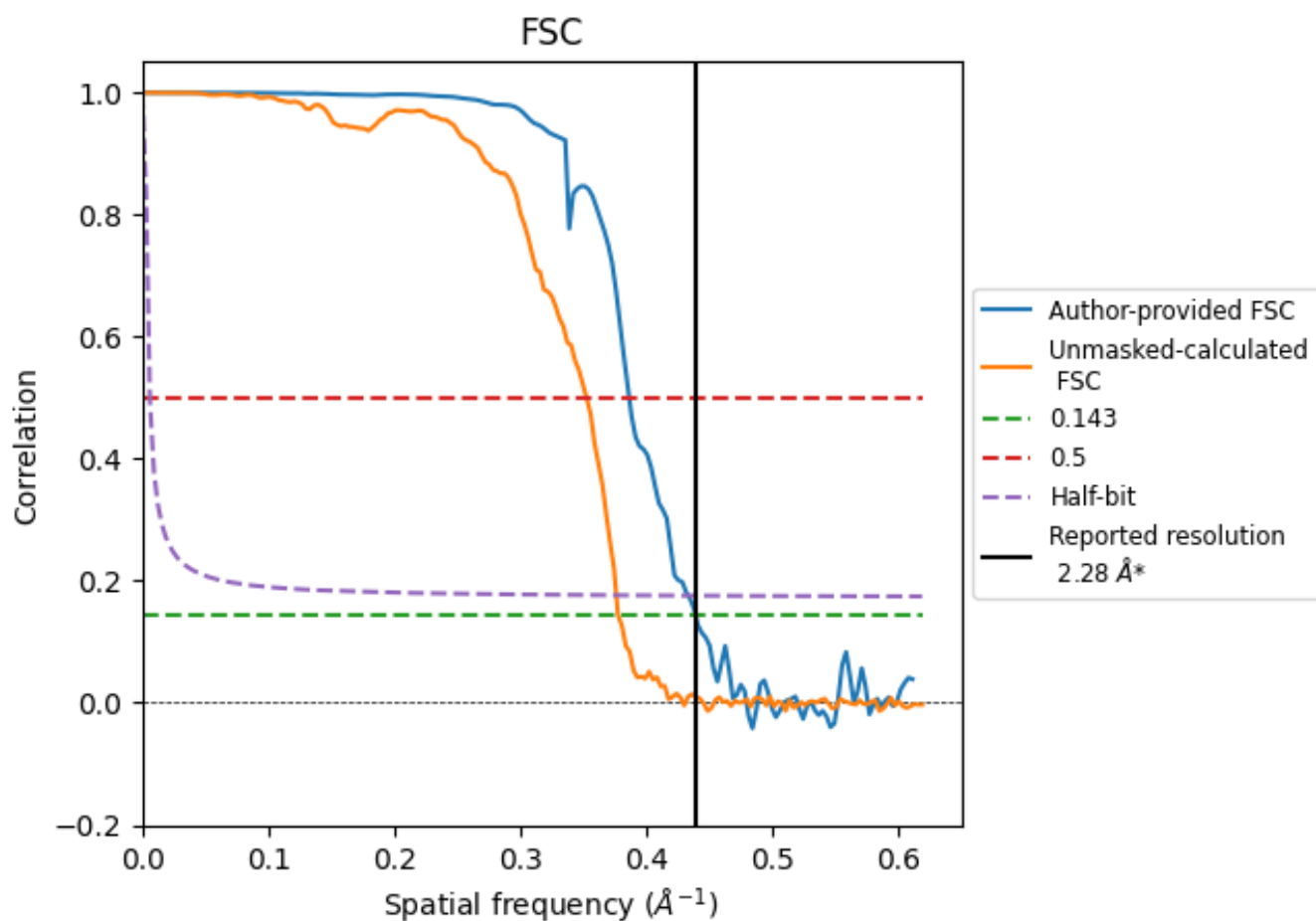


*Reported resolution corresponds to spatial frequency of 0.439 \AA^{-1}

8 Fourier-Shell correlation [i](#)

Fourier-Shell Correlation (FSC) is the most commonly used method to estimate the resolution of single-particle and subtomogram-averaged maps. The shape of the curve depends on the imposed symmetry, mask and whether or not the two 3D reconstructions used were processed from a common reference. The reported resolution is shown as a black line. A curve is displayed for the half-bit criterion in addition to lines showing the 0.143 gold standard cut-off and 0.5 cut-off.

8.1 FSC [i](#)



*Reported resolution corresponds to spatial frequency of 0.439 \AA^{-1}

8.2 Resolution estimates [i](#)


Resolution estimate (Å)	Estimation criterion (FSC cut-off)		
	0.143	0.5	Half-bit
Reported by author	2.28	-	-
Author-provided FSC curve	2.28	2.59	2.31
Unmasked-calculated*	2.65	2.84	2.66

*Resolution estimate based on FSC curve calculated by comparison of deposited half-maps. The value from deposited half-maps intersecting FSC 0.143 CUT-OFF 2.65 differs from the reported value 2.28 by more than 10 %

9 Map-model fit [i](#)

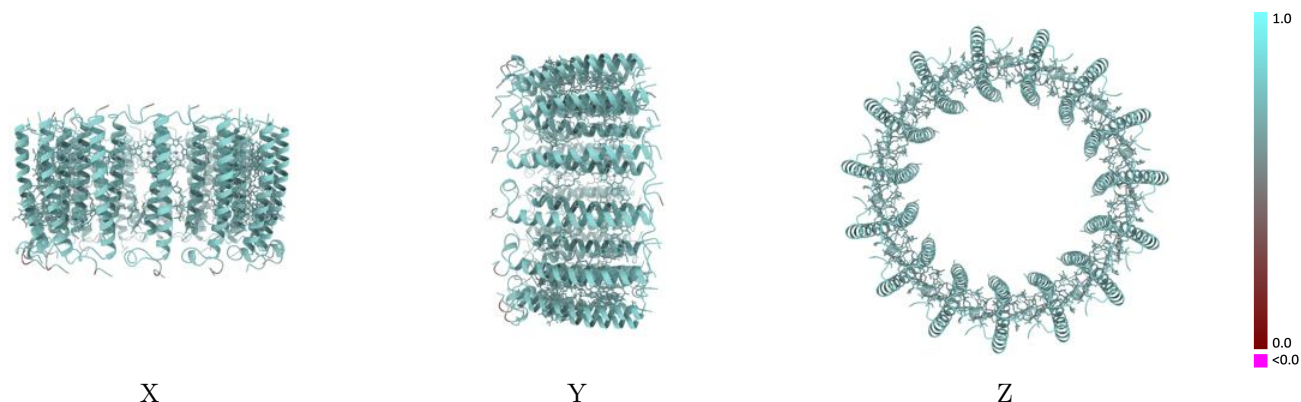
This section contains information regarding the fit between EMDB map EMD-62662 and PDB model 9KZG. Per-residue inclusion information can be found in section 3 on page 10.

9.1 Map-model overlay [i](#)



The images above show the 3D surface view of the map at the recommended contour level 0.264 at 50% transparency in yellow overlaid with a ribbon representation of the model coloured in blue. These images allow for the visual assessment of the quality of fit between the atomic model and the map.

9.2 Q-score mapped to coordinate model [i](#)

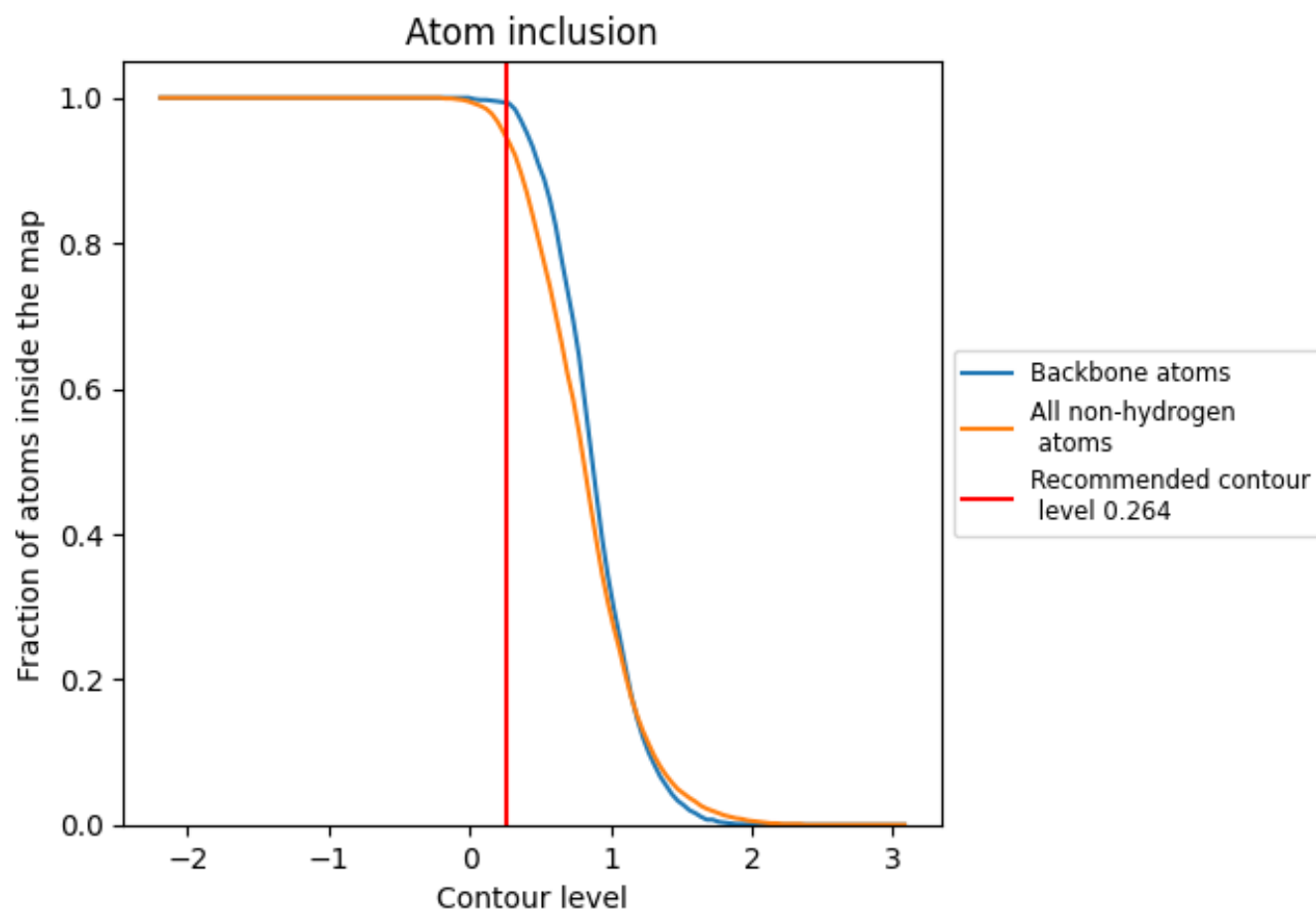


The images above show the model with each residue coloured according to its Q-score. This shows their resolvability in the map with higher Q-score values reflecting better resolvability. Please note: Q-score is calculating the resolvability of atoms, and thus high values are only expected at resolutions at which atoms can be resolved. Low Q-score values may therefore be expected for many entries.

9.3 Atom inclusion mapped to coordinate model [i](#)

This section was not generated.































































9.4 Atom inclusion [i](#)



At the recommended contour level, 99% of all backbone atoms, 94% of all non-hydrogen atoms, are inside the map.

9.5 Map-model fit summary ⓘ

The table lists the average atom inclusion at the recommended contour level (0.264) and Q-score for the entire model and for each chain.

Chain	Atom inclusion	Q-score
All	 0.9440	 0.6870
A	 0.9450	 0.6990
B	 0.9510	 0.6950
C	 0.9510	 0.6970
D	 0.9480	 0.6980
E	 0.9480	 0.6950
F	 0.9510	 0.6950
G	 0.9570	 0.6940
H	 0.9450	 0.6950
I	 0.9390	 0.6900
J	 0.9480	 0.6930
K	 0.9390	 0.6880
L	 0.9420	 0.6900
M	 0.9480	 0.6890
N	 0.9570	 0.6930
O	 0.9480	 0.6910
a	 0.9380	 0.6820
b	 0.9380	 0.6840
c	 0.9440	 0.6910
d	 0.9440	 0.6810
e	 0.9400	 0.6780
f	 0.9470	 0.6850
g	 0.9420	 0.6860
h	 0.9420	 0.6830
i	 0.9360	 0.6810
j	 0.9420	 0.6810
k	 0.9420	 0.6800
l	 0.9470	 0.6840
m	 0.9460	 0.6800
n	 0.9380	 0.6780
o	 0.9510	 0.6850

